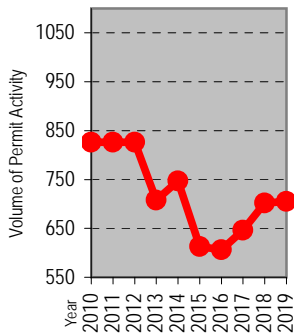


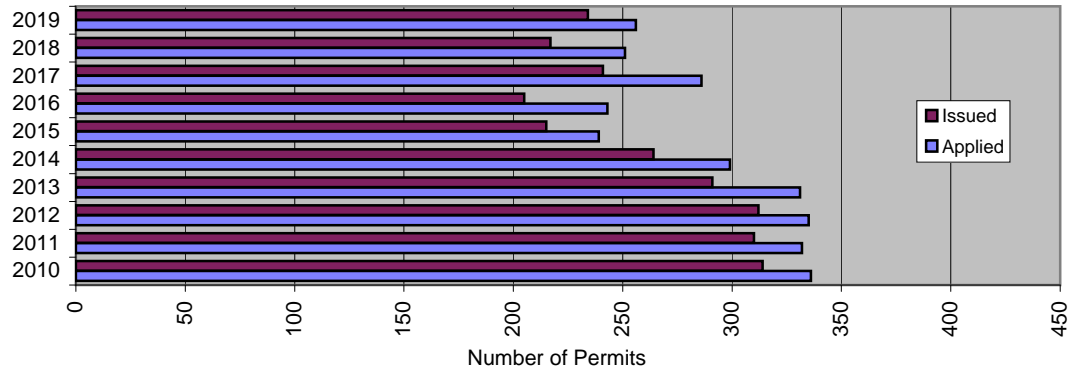
ALLEGANY COUNTY, MARYLAND
Ten (10) Year Summary of Permitting Activities
Annual Report for 2019

	2010	2011	2012	2013	2014	2015	2016	2017	2018	2019
Applied	336	332	335	331	299	239	243	286	251	256
Issued	314	310	312	291	264	215	205	241	217	234
Cancelled	10	8	9	13	24	11	17	5	43	22
Denied	2	10	1	3	2	3	2	3	3	5
Expired	2	0	2	1	0	0	2	1	0	0
Revised	95	94	107	17	127	101	104	82	157	141
COs	67	72	60	52	31	44	33	28	31	47
Total Volume	826	826	826	708	747	613	606	646	702	705
Total Fees	\$57,422.89	\$59,281.63	\$35,482.82	\$69,766.65	\$58,172.04	\$55,351.16	\$52,805.19	\$45,118.06	\$85,127.00	\$48,699.06
Value of Authorized Construction	\$8,605,435.00	\$9,954,176.80	\$11,981,640.00	\$15,011,662.00	\$9,569,444.00	\$14,260,975.00	\$9,882,103.00	\$6,764,035.00	\$11,975,973.00	\$21,663,544.00
# SFDs	32	37	31	21	15	20	21	19	27	19
SFD Value(T)	\$5,085,355	\$7,214,350	\$5,875,000	\$4,931,000	\$2,275,000	\$4,101,000	\$5,610,000	\$4,318,000	\$5,987,209	\$4,748,000

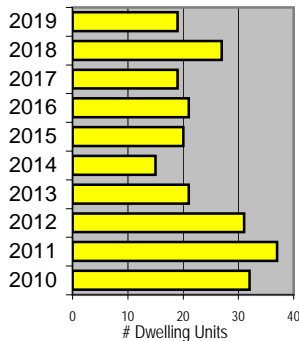
Volume Permit Processing 2010-2019



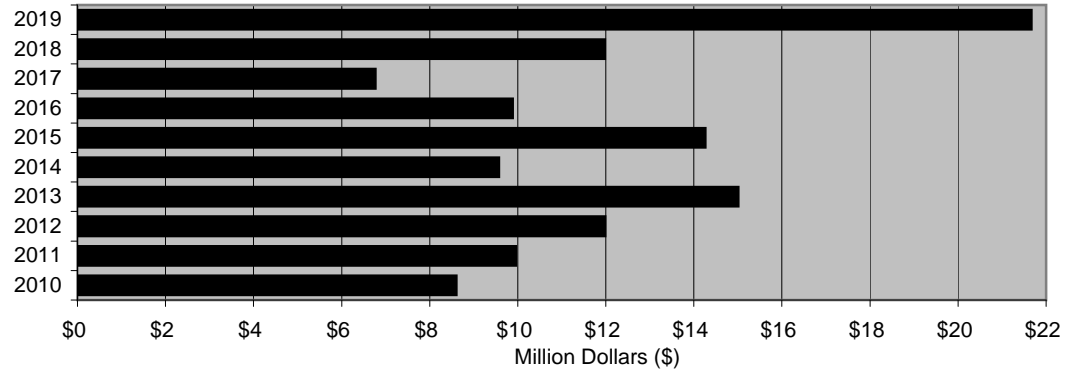
Permits Applied/Issued 2010-2019



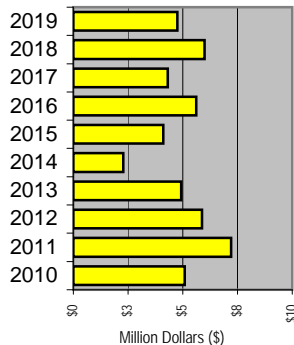
SFDs Issued 2010 - 2019



Value(T) Authorized Construction 2010-2019



Value of Authorized SFDs (T) 2010-2019



Permit Fees/Inspection Fees Invoiced 2010-2019

