



# DIVISION OF LAND DEVELOPMENT SERVICES

## Monthly Report Summary–December 2019

### REPORT SUMMARY

#### Subdivision Plats Approved

0 Major  
2 Minor  
4 Total # of lots created

#### Construction Value – Issued

**\$632,000.<sup>00</sup>** Total

#### Floodplain Management

0 Plans Received  
0 Plans Approved

#### Major Site Plans

1 Plans Received  
1 Plans Approved

#### Board of Zoning Appeals Cases

0 Applied  
0 Denied  
0 Approved  
0 Continuance  
0 Remanded (Continuance)

#### Fees Invoiced

\$0.<sup>00</sup> BOZA  
\$814.<sup>70</sup> Land Use  
\$432.<sup>35</sup> Building Codes  
\$2,414.<sup>00</sup> ASCD  
\$50.<sup>00</sup> MHBGF  
\$0.<sup>00</sup> SWM  
**\$3,711.05 Total**

#### Land Use/Building Permits

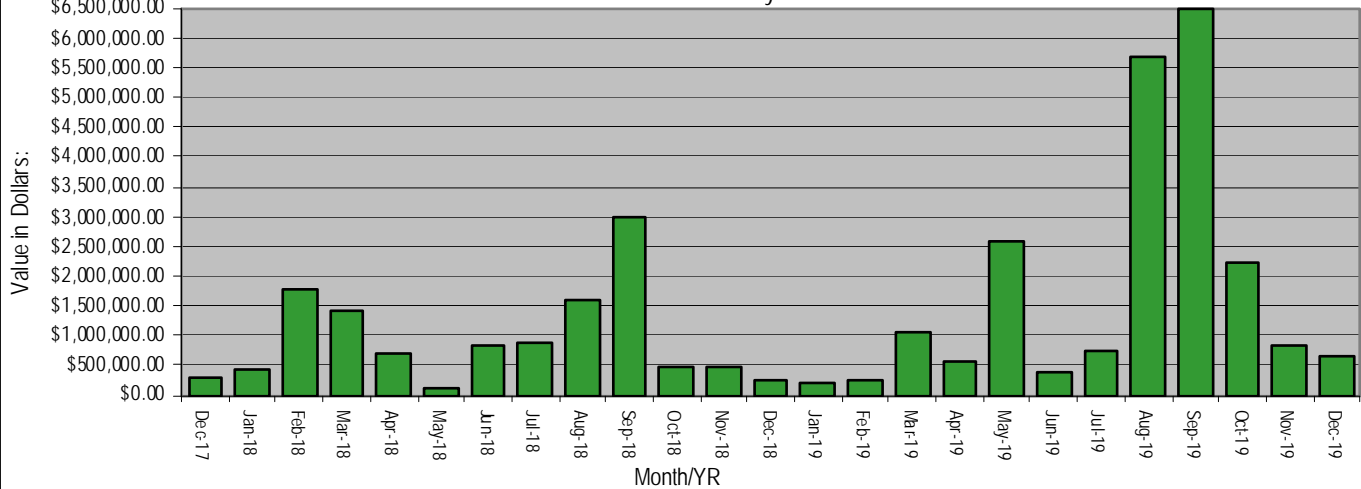
15 Applied  
9 Revised  
11 Issued  
0 Cancelled  
0 Denied  
11 Deadfiled  
0 Expired  
2 COs Issued

#### Building Codes Activity

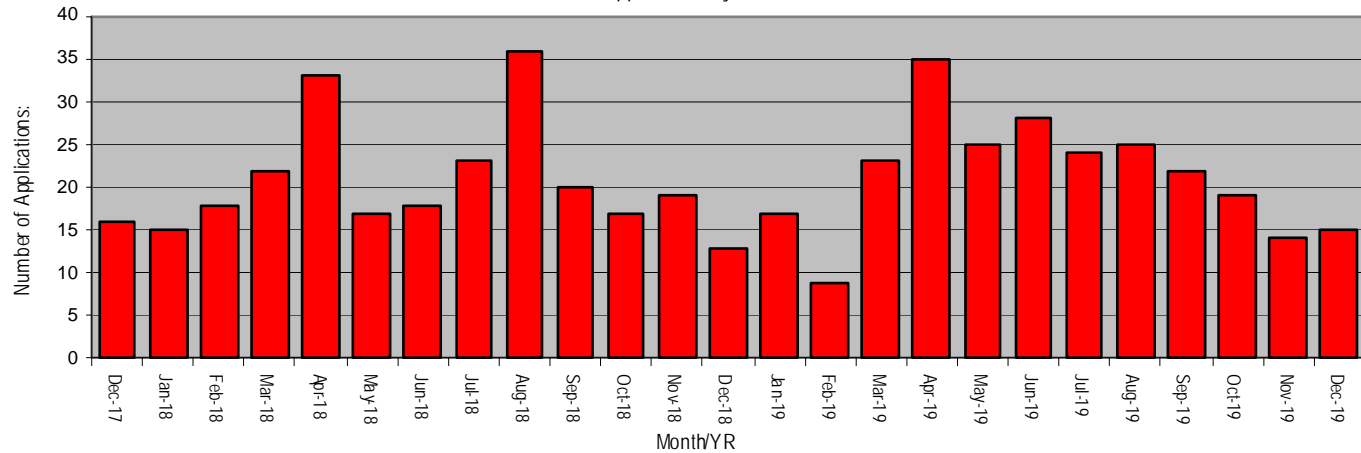
4 Plans Received  
3 Plans Approved/Released  
0 In-house Inspections  
0 Contracted Inspections

### HISTORICAL PERFORMANCE

Construction Value of Permits Issued by Month - 2 Year Trend\*



Number of Permit Applications by Month - 2 Year Trend





# DIVISION OF LAND DEVELOPMENT SERVICES

## Monthly Report Summary–November 2019

### REPORT SUMMARY

#### Subdivision Plats Approved

0 Major  
1 Minor  
1 Total # of lots created

#### Construction Value – Issued

**\$815,000.<sup>00</sup>** Total

#### Floodplain Management

0 Plans Received  
1 Plans Approved

#### Major Site Plans

0 Plans Received  
2 Plans Approved

#### Board of Zoning Appeals Cases

0 Applied  
0 Denied  
1 Approved  
0 Continuance  
0 Remanded (Continuance)

#### Fees Invoiced

\$0.<sup>00</sup> BOZA  
\$385.<sup>00</sup> Land Use  
\$75.<sup>00</sup> Building Codes  
\$375.<sup>50</sup> ASCD  
\$0.<sup>00</sup> MHBGF  
\$0.<sup>00</sup> SWM  
**\$835.50 Total**

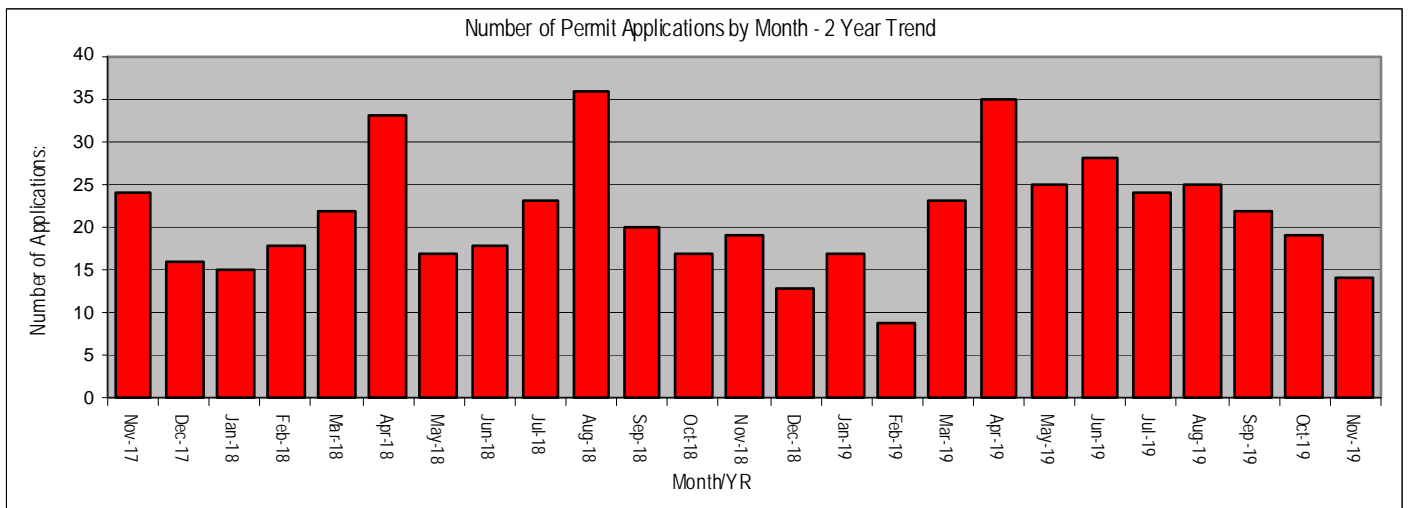
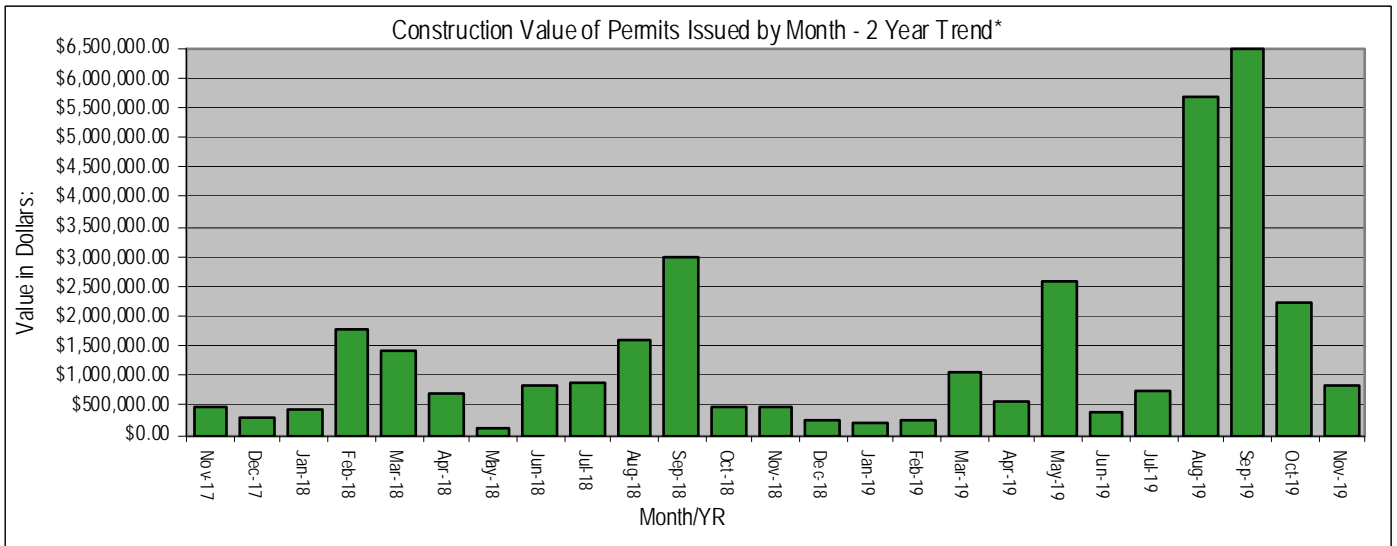
#### Land Use/Building Permits

14 Applied  
8 Revised  
22 Issued  
3 Cancelled  
2 Denied  
0 Deadfiled  
0 Expired  
7 COs Issued

#### Building Codes Activity

1 Plans Received  
2 Plans Approved/Released  
0 In-house Inspections  
0 Contracted Inspections

### HISTORICAL PERFORMANCE





# DIVISION OF LAND DEVELOPMENT SERVICES

## Monthly Report Summary–October 2019

### REPORT SUMMARY

#### Subdivision Plats Approved

0 Major  
0 Minor  
0 Total # of lots created

#### Construction Value – Issued

**\$2,239,775.00** Total

#### Floodplain Management

2 Plans Received  
1 Plans Approved

#### Major Site Plans

2 Plans Received  
2 Plans Approved

#### Board of Zoning Appeals Cases

1 Applied  
0 Denied  
1 Approved  
0 Continuance  
0 Remanded (Continuance)

#### Fees Invoiced

\$0.00 BOZA  
\$940.00 Land Use  
\$1,372.15 Building Codes  
\$1,179.00 ASCD  
\$150.00 MHBGF  
\$0.00 SWM  
**\$3,641.15 Total**

#### Land Use/Building Permits

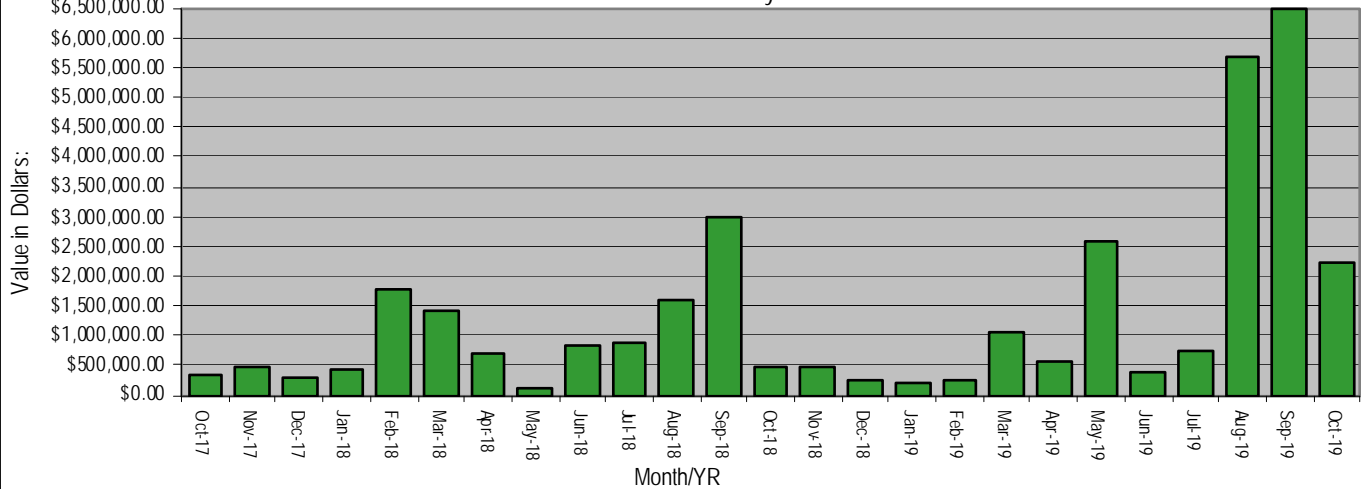
19 Applied  
20 Revised  
25 Issued  
1 Cancelled  
1 Denied  
0 Deadfiled  
0 Expired  
4 COs Issued

#### Building Codes Activity

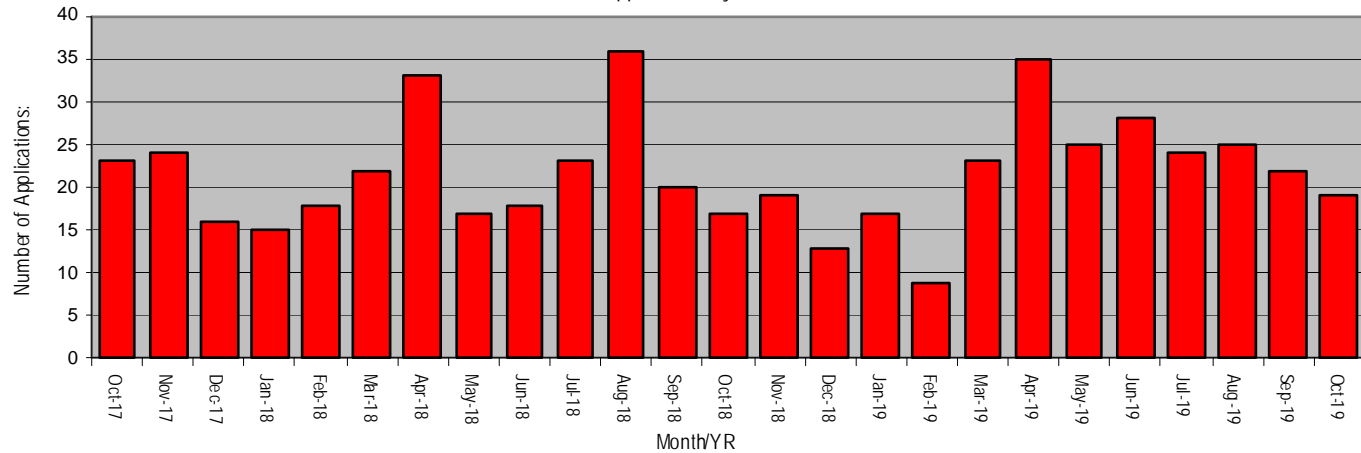
9 Plans Received  
10 Plans Approved/Released  
0 In-house Inspections  
0 Contracted Inspections

### HISTORICAL PERFORMANCE

Construction Value of Permits Issued by Month - 2 Year Trend\*



Number of Permit Applications by Month - 2 Year Trend





# DIVISION OF LAND DEVELOPMENT SERVICES

## Monthly Report Summary–September 2019

### REPORT SUMMARY

#### Subdivision Plats Approved

0 Major  
0 Minor  
0 Total # of lots created

#### Construction Value – Issued

**\$6,480,500.00** Total

#### Floodplain Management

1 Plans Received  
0 Plans Approved

#### Major Site Plans

1 Plans Received  
4 Plans Approved

#### Board of Zoning Appeals Cases

0 Applied  
0 Denied  
0 Approved  
0 Continuance  
1 Remanded (Continuance)

#### Fees Invoiced

\$0.00 BOZA  
\$1,730.00 Land Use  
\$1,142.55 Building Codes  
\$1,977.00 ASCD  
\$00.00 MHBGF  
\$0.00 SWM  
**\$4,849.55 Total**

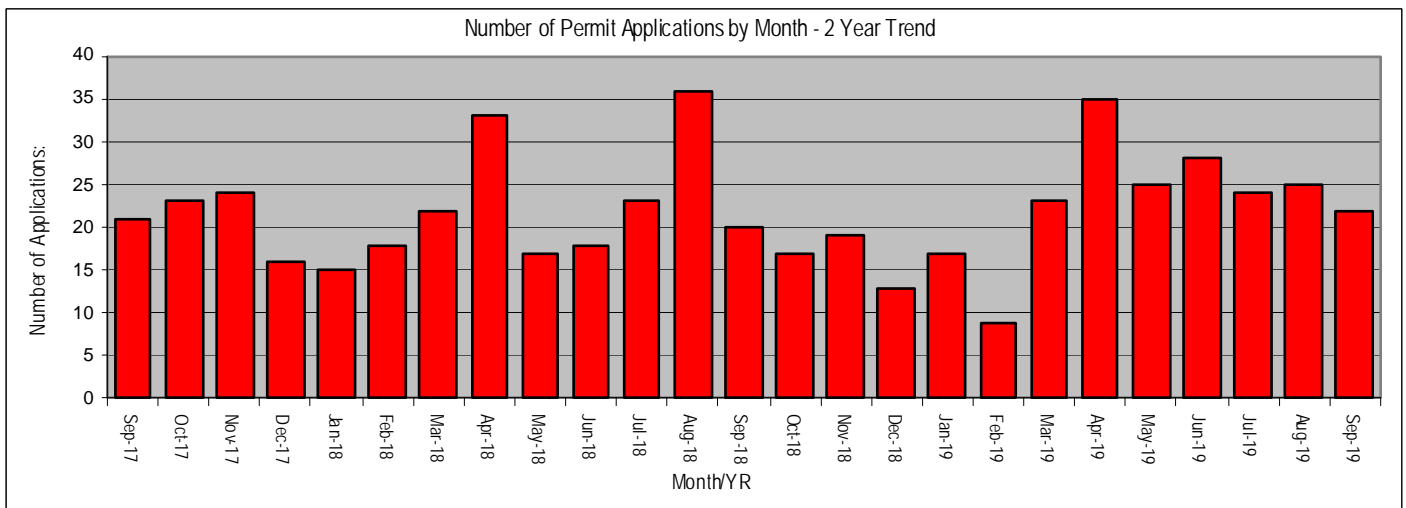
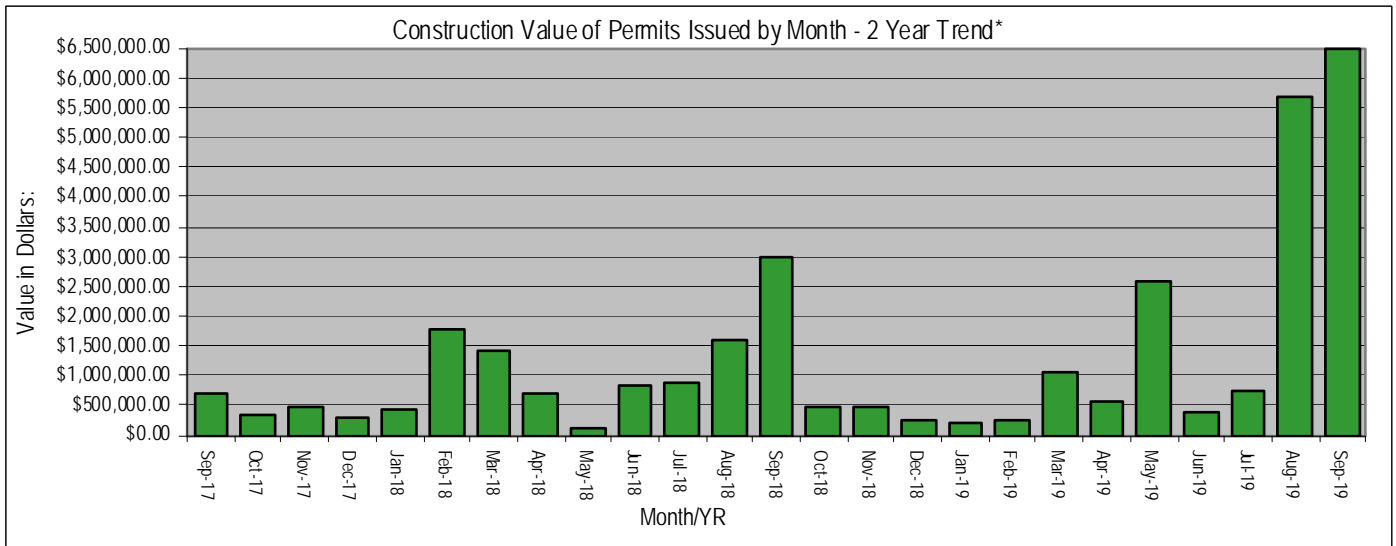
#### Land Use/Building Permits

22 Applied  
15 Revised  
21 Issued  
0 Cancelled  
0 Denied  
0 Deadfiled  
0 Expired  
2 COs Issued

#### Building Codes Activity

7 Plans Received  
6 Plans Approved/Released  
0 In-house Inspections  
0 Contracted Inspections

### HISTORICAL PERFORMANCE





# DIVISION OF LAND DEVELOPMENT SERVICES

## Monthly Report Summary–August 2019

### REPORT SUMMARY

#### Subdivision Plats Approved

0 Major  
0 Minor  
0 Total # of lots created

#### Construction Value – Issued

**\$5,670,000.<sup>00</sup>** Total

#### Floodplain Management

1 Plans Received  
1 Plans Approved

#### Major Site Plans

3 Plans Received  
0 Plans Approved

#### Board of Zoning Appeals Cases

0 Applied  
1 Denied  
0 Approved (conditionally)  
0 Continuance  
0 Remanded

#### Fees Invoiced

\$0.<sup>00</sup> BOZA  
\$1,640.<sup>00</sup> Land Use  
\$773.<sup>40</sup> Building Codes  
\$2,190.<sup>00</sup> ASCD  
\$200.<sup>00</sup> MHBGF  
\$0.<sup>00</sup> SWM  
**\$4,803.40 Total**

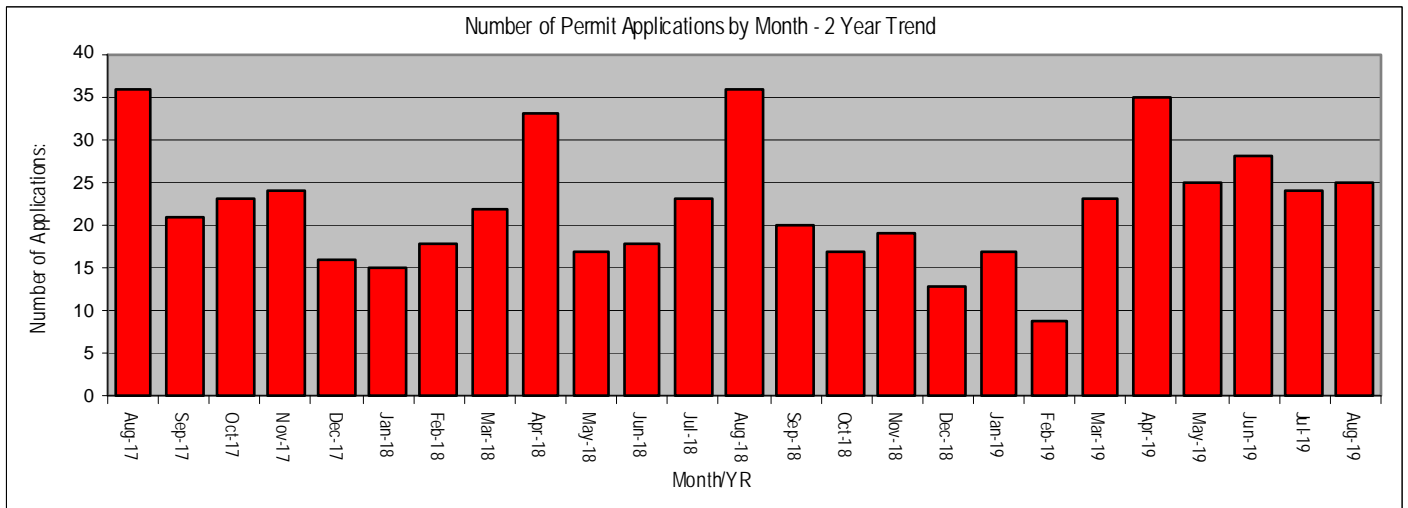
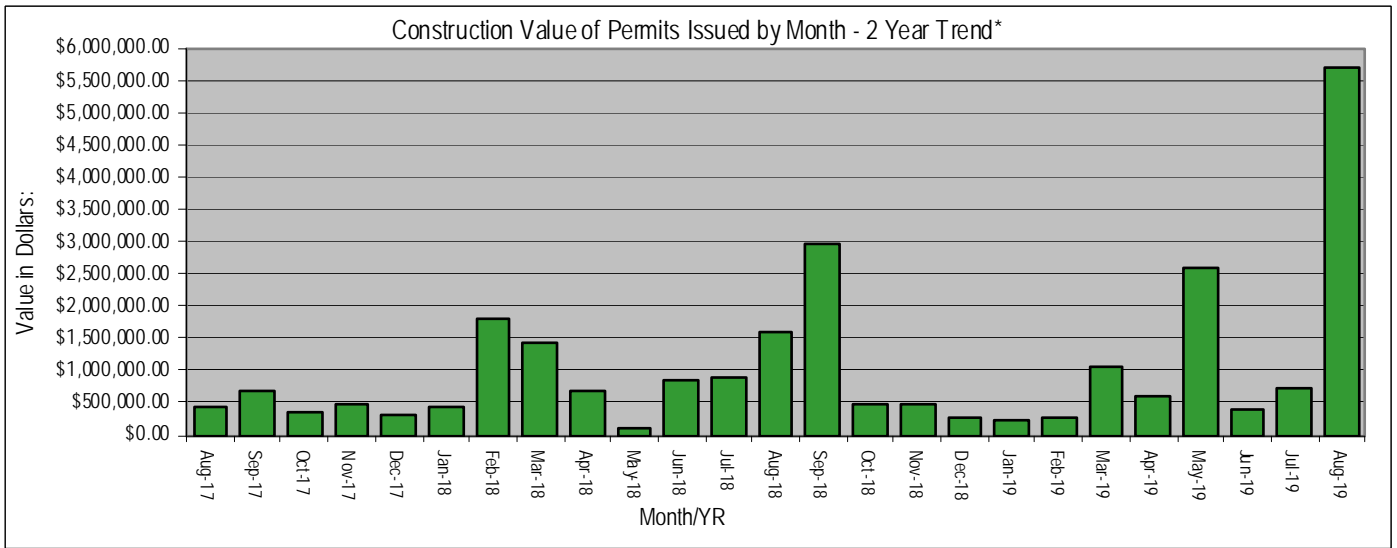
#### Land Use/Building Permits

25 Applied  
14 Revised  
18 Issued  
4 Cancelled  
1 Denied  
0 Deadfiled  
0 Expired  
1 COs Issued

#### Building Codes Activity

8 Plans Received  
8 Plans Approved/Released  
0 In-house Inspections  
0 Contracted Inspections

### HISTORICAL PERFORMANCE





# DIVISION OF LAND DEVELOPMENT SERVICES

## Monthly Report Summary–July 2019

### REPORT SUMMARY

#### Subdivision Plats Approved

0 Major  
0 Minor  
0 Total # of lots created

#### Construction Value – Issued

**\$719,700.<sup>00</sup>** Total

#### Floodplain Management

1 Plans Received  
1 Plans Approved

#### Major Site Plans

1 Plans Received  
1 Plans Approved

#### Board of Zoning Appeals Cases

0 Applied  
0 Denied  
1 Approved (conditionally)  
0 Continuance  
0 Remanded

#### Fees Invoiced

\$0.<sup>00</sup> BOZA  
\$750.<sup>00</sup> Land Use  
\$237.<sup>70</sup> Building Codes  
\$1,256.<sup>58</sup> ASCD  
\$50.<sup>00</sup> MHBGF  
\$0.<sup>00</sup> SWM  
**\$2,294.28 Total**

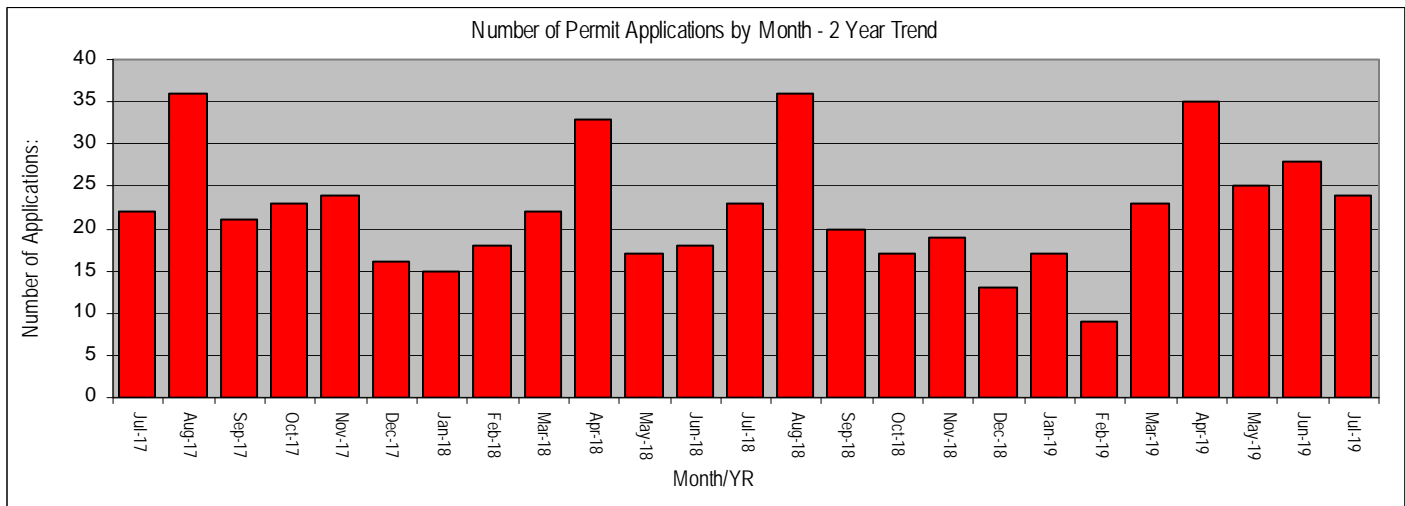
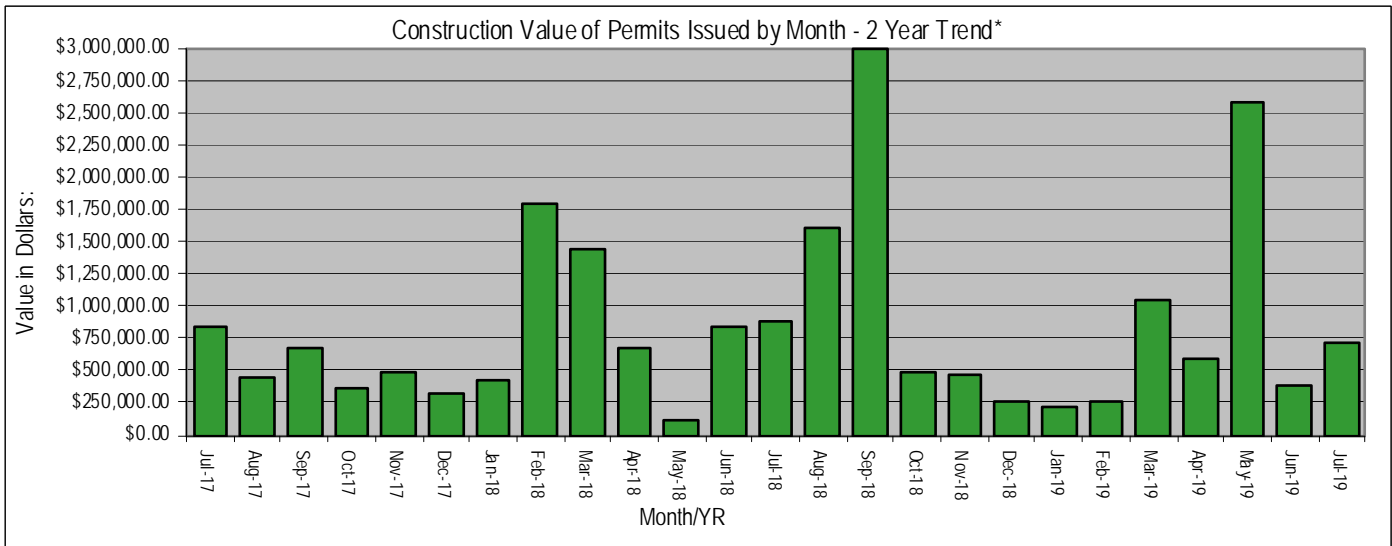
#### Land Use/Building Permits

24 Applied  
10 Revised  
22 Issued  
1 Cancelled  
0 Denied  
0 Deadfiled  
0 Expired  
3 COs Issued

#### Building Codes Activity

2 Plans Received  
2 Plans Approved/Released  
0 In-house Inspections  
0 Contracted Inspections

### HISTORICAL PERFORMANCE





# DIVISION OF LAND DEVELOPMENT SERVICES

## Monthly Report Summary–June 2019

### REPORT SUMMARY

#### Subdivision Plats Approved

0 Major  
 1 Minor  
 N/A Total # of lots created

#### Construction Value – Issued

**\$388,500.<sup>00</sup>** Total

#### Floodplain Management

1 Plans Received  
 0 Plans Approved

#### Major Site Plans

1 Plans Received  
 0 Plans Approved

#### Board of Zoning Appeals Cases

1 Applied  
 1 Denied  
 0 Approved  
 0 Continuance  
 0 Remanded

#### Fees Invoiced

\$150.<sup>00</sup> BOZA  
 \$1,646.<sup>49</sup> Land Use  
 \$1,030.<sup>80</sup> Building Codes  
 \$2,279.<sup>76</sup> ASCD  
 \$200.<sup>00</sup> MHBGF  
 \$1,489.<sup>73</sup> SWM  
**\$6,796.78 Total**

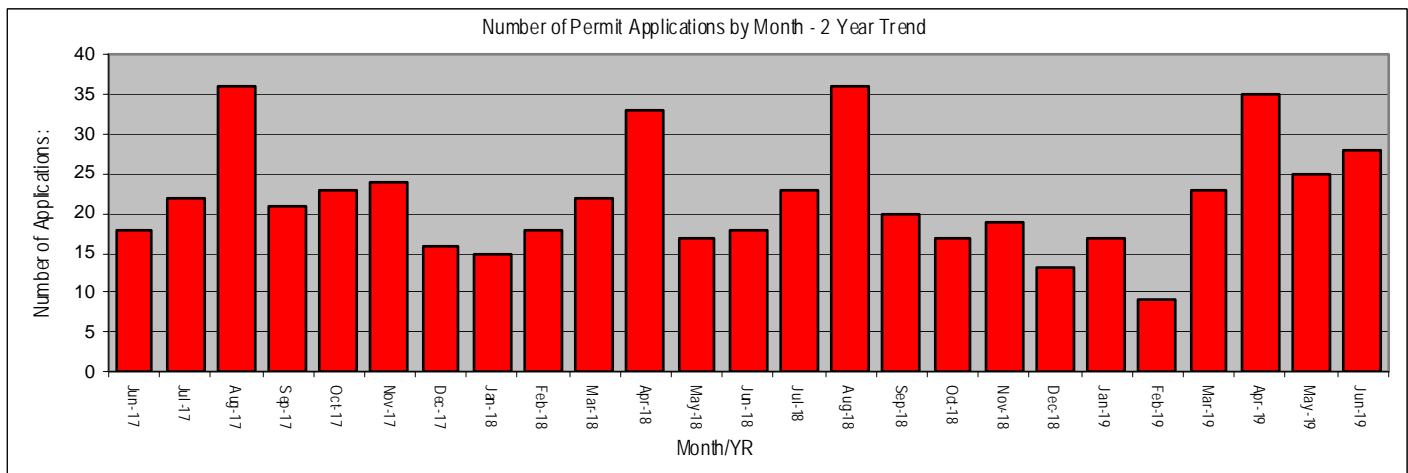
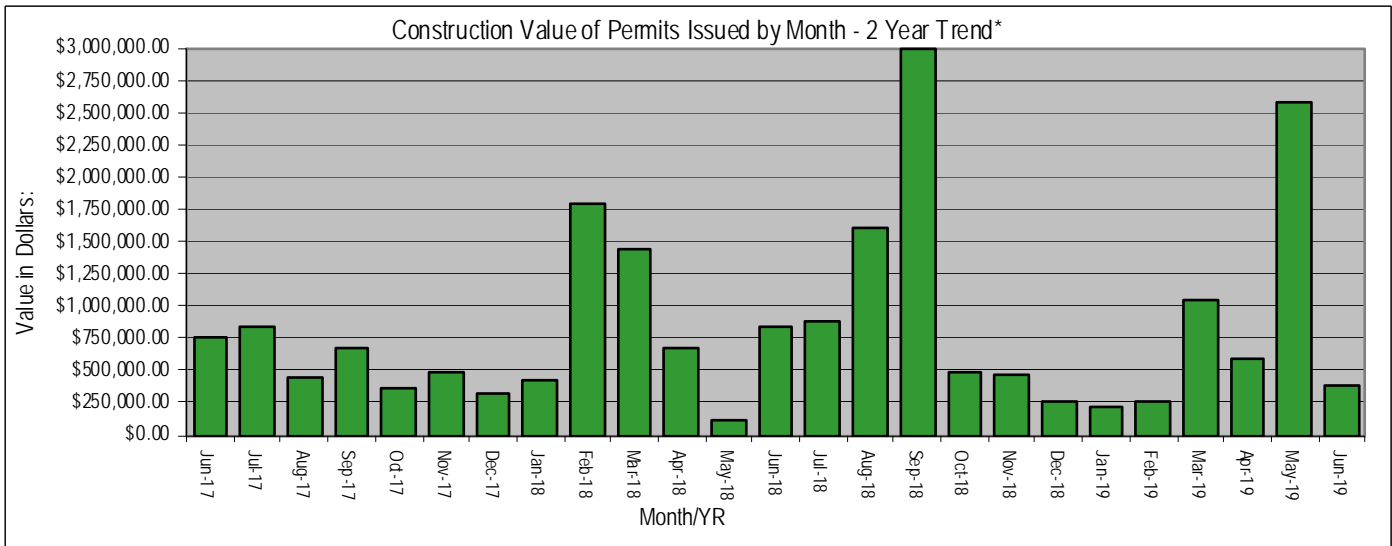
#### Land Use/Building Permits

28 Applied  
 18 Revised  
 22 Issued  
 8 Cancelled  
 1 Denied  
 2 Deadfiled  
 0 Expired  
 0 COs Issued

#### Building Codes Activity

6 Plans Received  
 6 Plans Approved/Released  
 0 In-house Inspections  
 0 Contracted Inspections

### HISTORICAL PERFORMANCE





# DIVISION OF LAND DEVELOPMENT SERVICES

## Monthly Report Summary–May 2019

### REPORT SUMMARY

#### Subdivision Plats Approved

**0** Major  
**2** Minor  
**2** Total # of lots created

#### Construction Value – Issued

**\$2,585,800.<sup>00</sup>** Total

#### Fees Invoiced

**\$1,335.<sup>00</sup>** Land Use  
**\$914.<sup>60</sup>** Building Codes  
**\$1,818.<sup>25</sup>** ASCD  
**\$100.<sup>00</sup>** MHBGF  
**\$4,167.<sup>85</sup>** Total

#### Board of Zoning Appeals Cases

**0** Applied  
**0** Denied  
**0** Approved  
**1** Continuance  
**0** Remanded

#### Floodplain Management

**2** Plans Received  
**0** Plans Approved

#### Major Site Plans

**1** Plans Received  
**2** Plans Approved

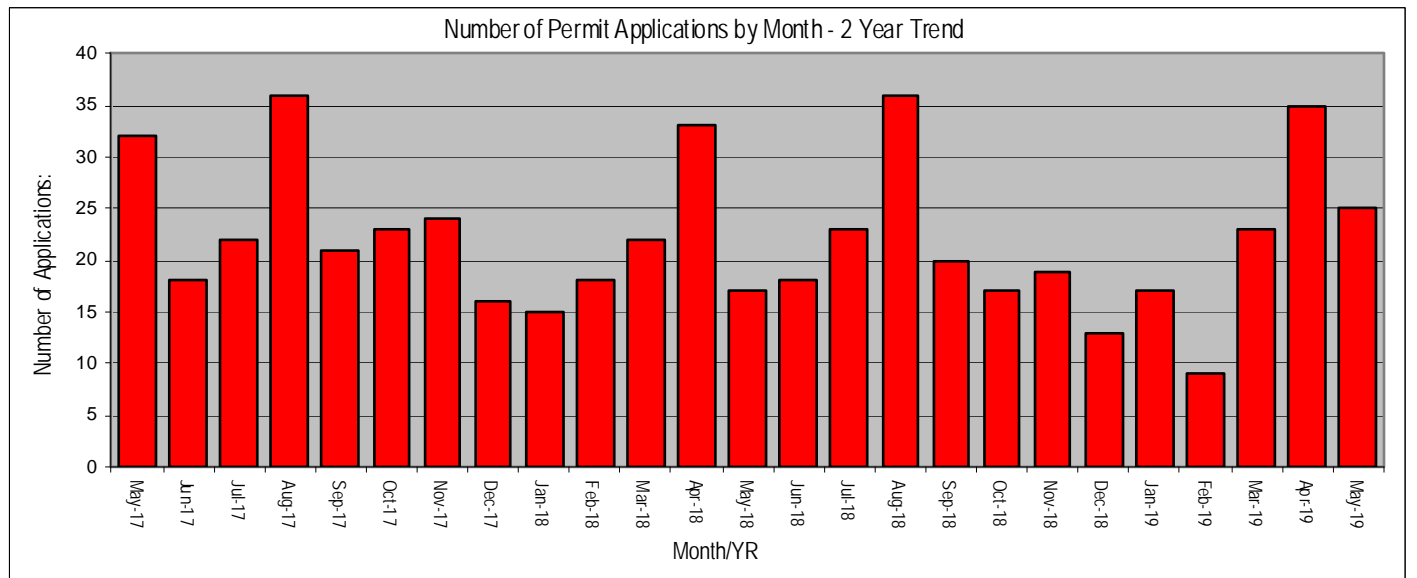
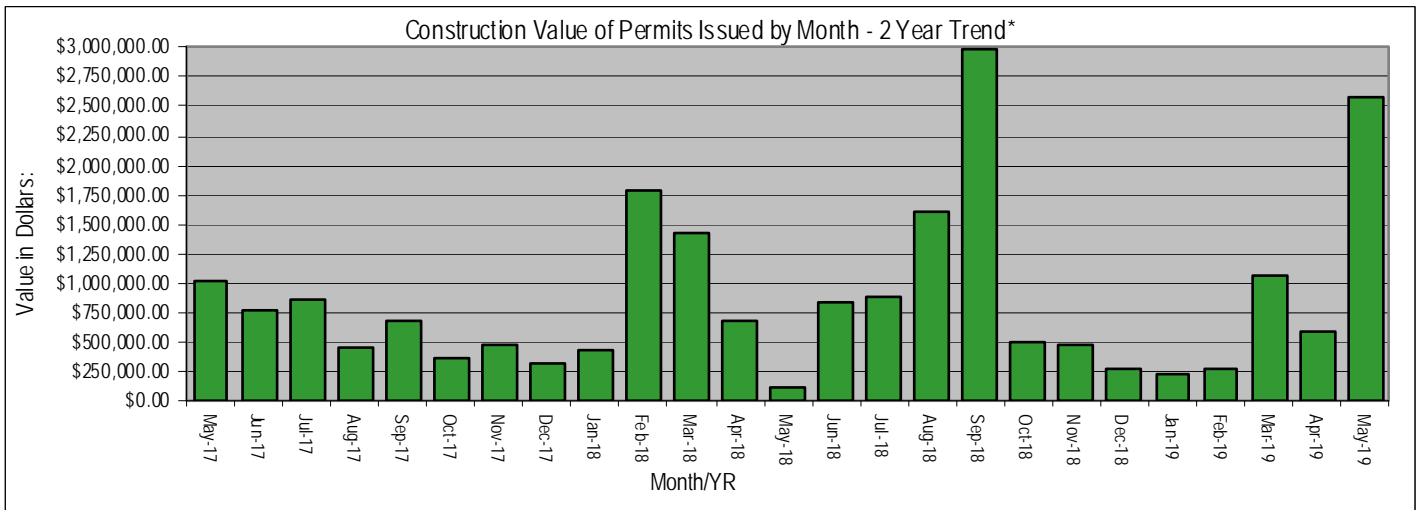
#### Land Use/Building Permits

**25** Applied  
**9** Revised  
**23** Issued  
**3** Cancelled  
**0** Denied  
**0** Deadfiled  
**7** COs Issued

#### Building Codes Activity

**6** Plans Received  
**6** Plans Approved/Released  
**0** In-house Inspections  
**0** Contracted Inspections

### HISTORICAL PERFORMANCE







# DIVISION OF LAND DEVELOPMENT SERVICES

## Monthly Report Summary–April 2019

### REPORT SUMMARY

#### Subdivision Plats Approved

0 Major  
0 Minor  
0 Total # of lots created

#### Construction Value – Issued

**\$583,619.<sup>05</sup>** Total

#### Fees Invoiced

**\$2,830.<sup>00</sup>** Land Use  
**\$2,115.<sup>55</sup>** Building Codes  
**\$2,297.<sup>00</sup>** ASCD  
**\$250.<sup>00</sup>** MHBGF  
**\$7,492.<sup>55</sup>** Total

#### Board of Zoning Appeals Cases

1 Applied  
0 Denied  
0 Approved  
0 Canceled  
1 Remanded

#### Floodplain Management

1 Plans Received  
0 Plans Approved

#### Major Site Plans

3 Plans Received  
5 Plans Approved

#### Land Use/Building Permits

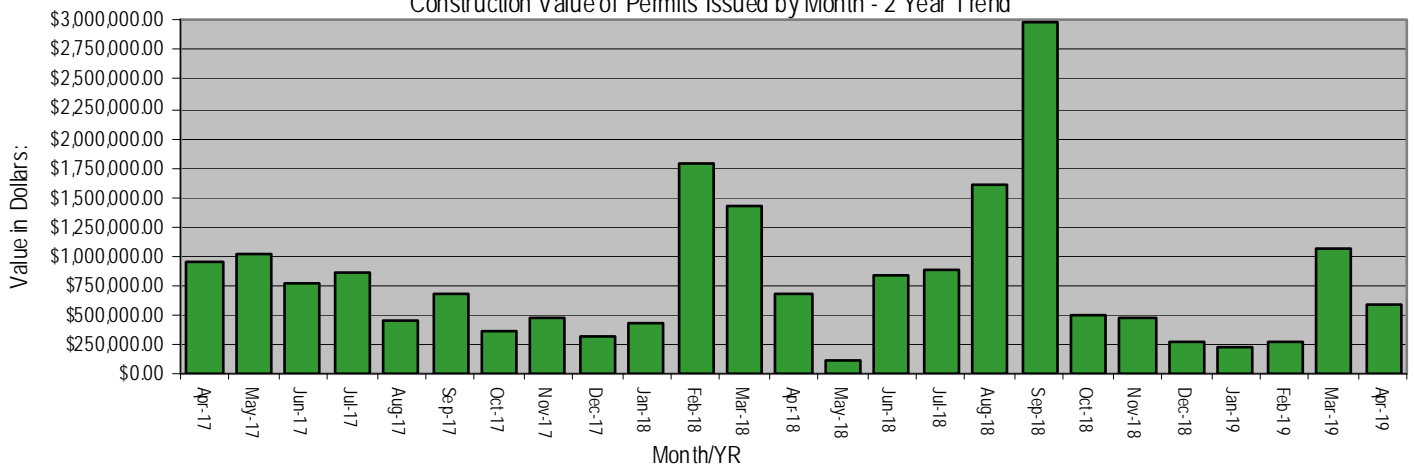
**35** Applied  
**9** Revised  
**26** Issued  
**1** Cancelled  
**0** Denied  
**0** Deadfiled  
**2** COs Issued

#### Building Codes Activity

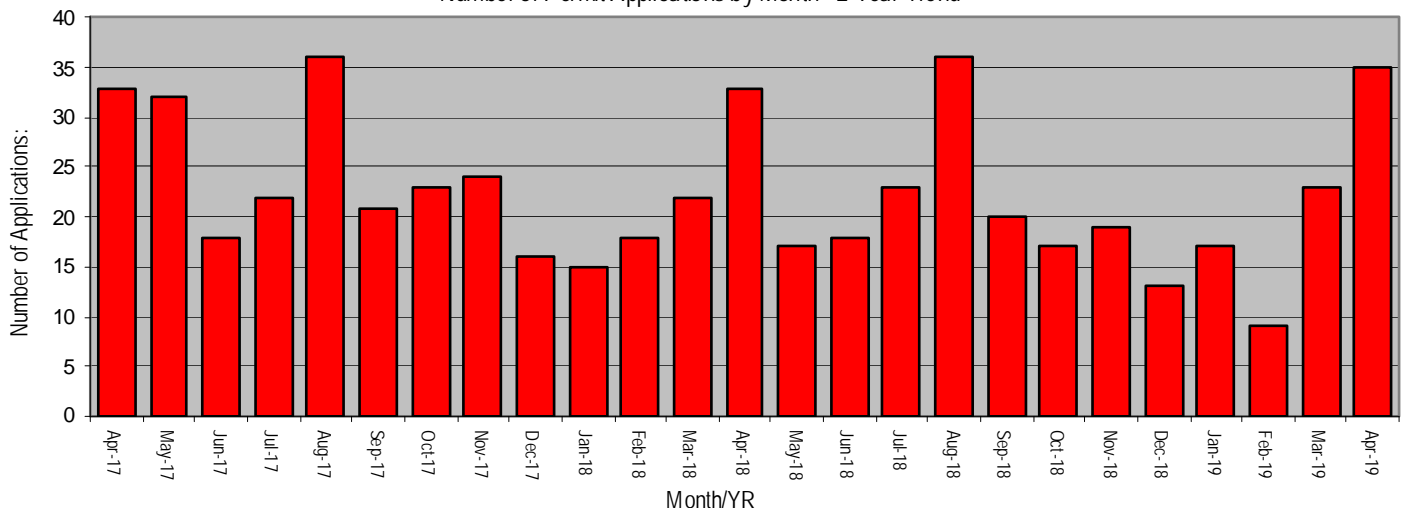
**11** Plans Received  
**10** Plans Approved/Released  
**0** In-house Inspections  
**0** Contracted Inspections

### HISTORICAL PERFORMANCE

Construction Value of Permits Issued by Month - 2 Year Trend\*



Number of Permit Applications by Month - 2 Year Trend





# DIVISION OF LAND DEVELOPMENT SERVICES

## Monthly Report Summary–March 2019

### REPORT SUMMARY

#### Subdivision Plats Approved

**0** Major  
**1** Minor  
**1** Total # of lots created

#### Construction Value – Issued

**\$1,056,700.00** Total

#### Fees Invoiced

**\$1,270.00** Land Use  
**\$381.00** Building Codes  
**\$1,300.00** ASCD  
**\$0.00** MHBGF  
**\$2,951.00** Total

#### Board of Zoning Appeals Cases

**0** Applied  
**0** Denied  
**0** Approved  
**0** Canceled  
**0** Withdrawn

#### Floodplain Management

**0** Plans Received  
**0** Plans Approved

#### Major Site Plans

**3** Plans Received  
**1** Plans Approved

#### Land Use/Building Permits

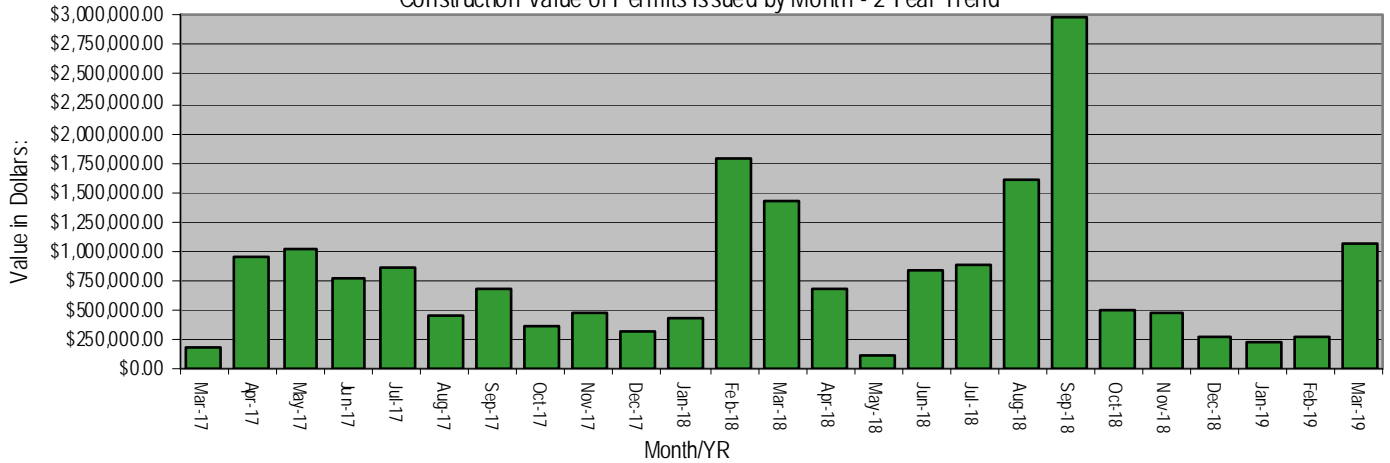
**23** Applied  
**16** Revised  
**14** Issued  
**1** Cancelled  
**0** Denied  
**0** Deadfiled  
**7** COs Issued

#### Building Codes Activity

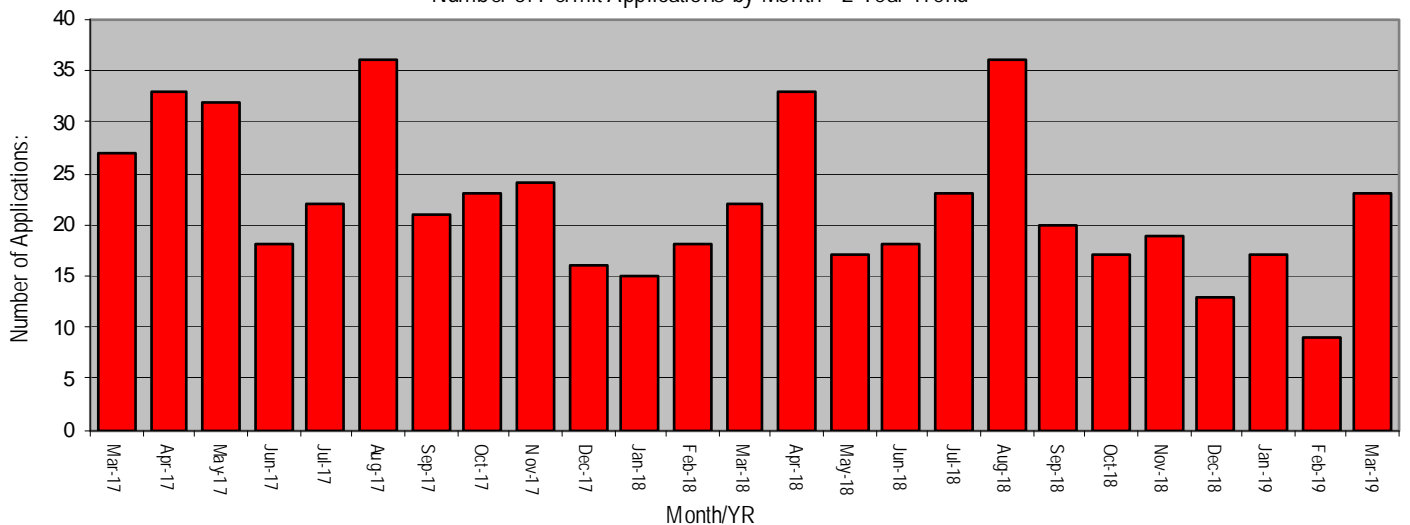
**4** Plans Received  
**2** Plans Approved/Released  
**0** In-house Inspections  
**0** Contracted Inspections

### HISTORICAL PERFORMANCE

Construction Value of Permits Issued by Month - 2 Year Trend\*



Number of Permit Applications by Month - 2 Year Trend





# DIVISION OF LAND DEVELOPMENT SERVICES

## Monthly Report Summary–February 2019

### REPORT SUMMARY

#### Subdivision Plats Approved

0 Major  
0 Minor  
0 Total # of lots created

#### Construction Value – Issued

**\$268,950.<sup>00</sup>** Total

#### Fees Invoiced

**\$445.<sup>00</sup>** Land Use  
**\$0.<sup>00</sup>** Building Codes  
**\$1,260.<sup>00</sup>** ASCD  
**\$0.<sup>00</sup>** MHBGF  
**\$1,705.<sup>00</sup>** Total

#### Board of Zoning Appeals Cases

0 Applied  
0 Denied  
0 Approved  
0 Canceled  
0 Withdrawn

#### Floodplain Management

0 Plans Received  
0 Plans Approved

#### Major Site Plans

1 Plans Received  
1 Plans Approved

#### Land Use/Building Permits

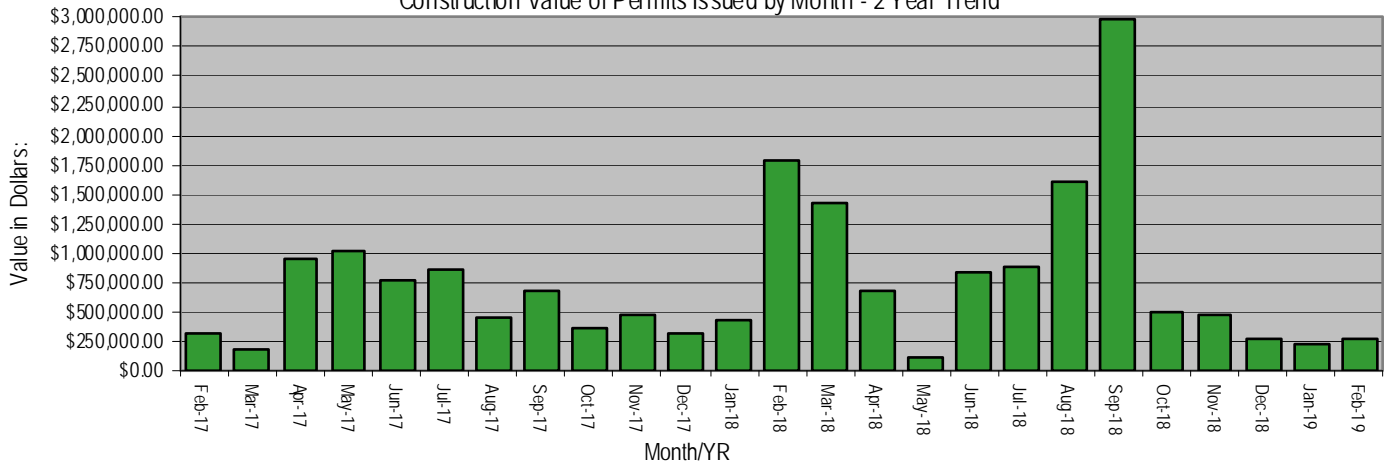
9 Applied  
11 Revised  
14 Issued  
0 Cancelled  
0 Denied  
0 Deadfiled  
8 COs Issued

#### Building Codes Activity

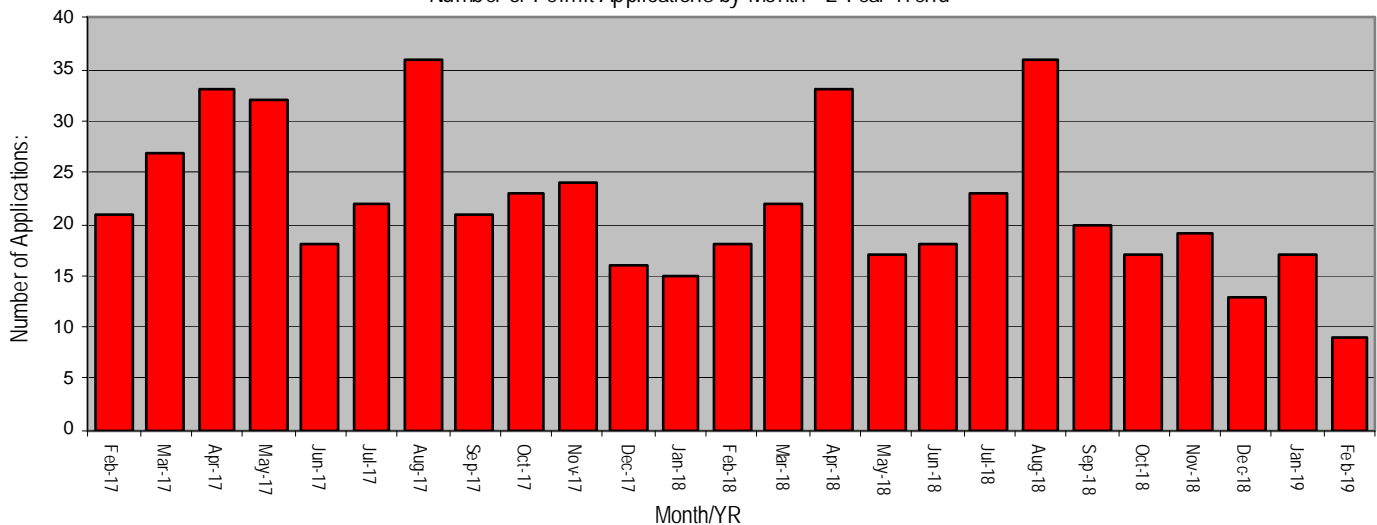
1 Plans Received  
1 Plans Approved/Released  
0 In-house Inspections  
0 Contracted Inspections

### HISTORICAL PERFORMANCE

Construction Value of Permits Issued by Month - 2 Year Trend\*



Number of Permit Applications by Month - 2 Year Trend





# DIVISION OF LAND DEVELOPMENT SERVICES

## Monthly Report Summary–January 2019

### REPORT SUMMARY

#### Subdivision Plats Approved

0 Major  
0 Minor  
0 Total # of lots created

#### Construction Value – Issued

**\$223,000.<sup>00</sup>** Total

#### Fees Invoiced

**\$1,230.<sup>00</sup>** Land Use  
**\$370.<sup>95</sup>** Building Codes  
**\$1,678.<sup>00</sup>** ASCD  
**\$0.<sup>00</sup>** MHBGF  
**\$3,278.<sup>95</sup>** Total

#### Board of Zoning Appeals Cases

0 Applied  
0 Denied  
0 Approved  
0 Canceled  
0 Withdrawn

#### Floodplain Management

0 Plans Received  
0 Plans Approved

#### Major Site Plans

3 Plans Received  
1 Plans Approved

#### Land Use/Building Permits

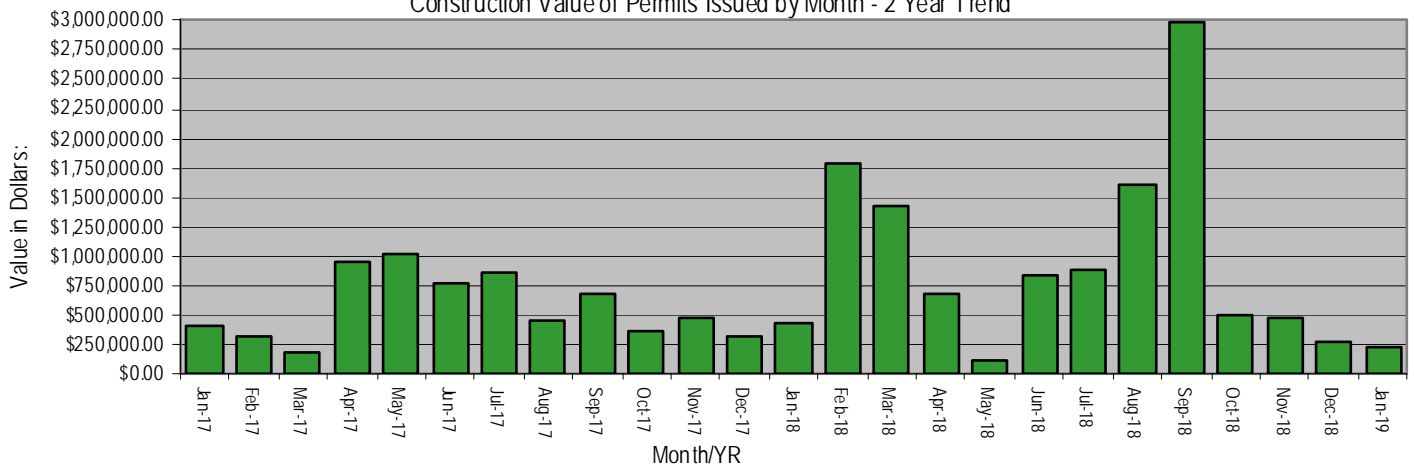
17 Applied  
2 Revised  
16 Issued  
0 Cancelled  
0 Denied  
0 Deadfiled  
4 COs Issued

#### Building Codes Activity

3 Plans Received  
3 Plans Approved/Released  
0 In-house Inspections  
0 Contracted Inspections

### HISTORICAL PERFORMANCE

Construction Value of Permits Issued by Month - 2 Year Trend\*



Number of Permit Applications by Month - 2 Year Trend

