



DIVISION OF LAND DEVELOPMENT SERVICES

Monthly Report Summary–December 2018

REPORT SUMMARY

Subdivision Plats Approved

0 Major
0 Minor
0 Total # of lots created

Construction Value – Issued

\$296,000.⁰⁰ Total

Fees Invoiced

\$230.⁰⁰ Land Use
\$0.⁰⁰ Building Codes
\$1,463.⁰⁰ ASCD
\$50.⁰⁰ MHBGF
\$1,843.⁰⁰ Total

Board of Zoning Appeals Cases

0 Applied
0 Denied
0 Approved
0 Canceled
0 Withdrawn

Floodplain Management

1 Plans Received
0 Plans Approved

Major Site Plans

1 Plans Received
1 Plans Approved

Land Use/Building Permits

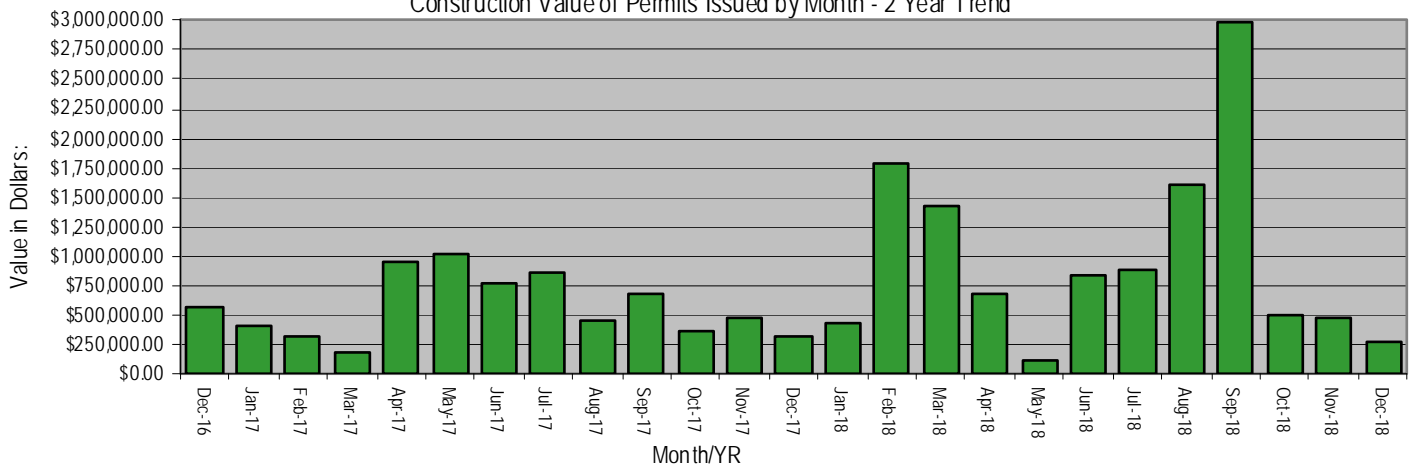
13 Applied
10 Revised
18 Issued
1 Cancelled
0 Denied
0 Deadfiled
4 COs Issued

Building Codes Activity

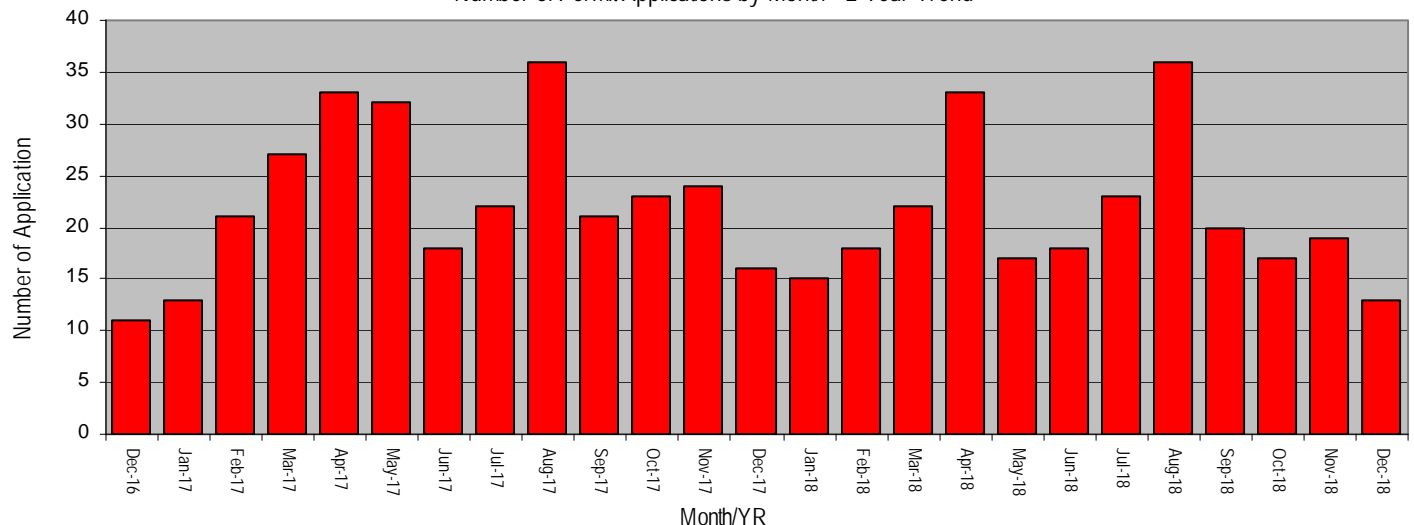
1 Plans Received
1 Plans Approved/Released
0 In-house Inspections
0 Contracted Inspections

HISTORICAL PERFORMANCE

Construction Value of Permits Issued by Month - 2 Year Trend*



Number of Permit Applications by Month - 2 Year Trend





DIVISION OF LAND DEVELOPMENT SERVICES

Monthly Report Summary–November 2018

REPORT SUMMARY

Subdivision Plats Approved

0 Major
 1 Minor
 0 Total # of lots created

Construction Value – Issued

\$468,000.⁰⁰ Total

Fees Invoiced

\$922.⁵⁰ Land Use
\$702.⁴⁰ Building Codes
\$1,235.⁰⁰ ASCD
\$100.⁰⁰ MHBGF
\$2,959.⁹⁰ Total

Board of Zoning Appeals Cases

0 Applied
 0 Denied
 0 Approved
 0 Canceled
 0 Withdrawn

Floodplain Management

0 Plans Received
 0 Plans Approved

Major Site Plans

1 Plans Received
 5 Plans Approved

Land Use/Building Permits

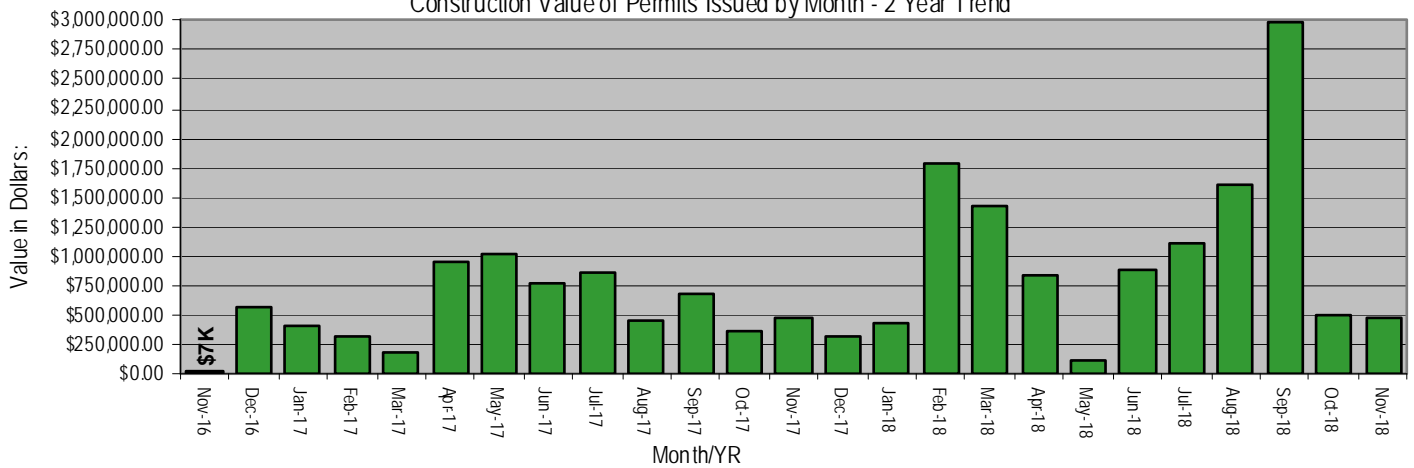
19 Applied
 15 Revised
 15 Issued
 2 Cancelled
 0 Denied
 0 Deadfiled
 2 COs Issued

Building Codes Activity

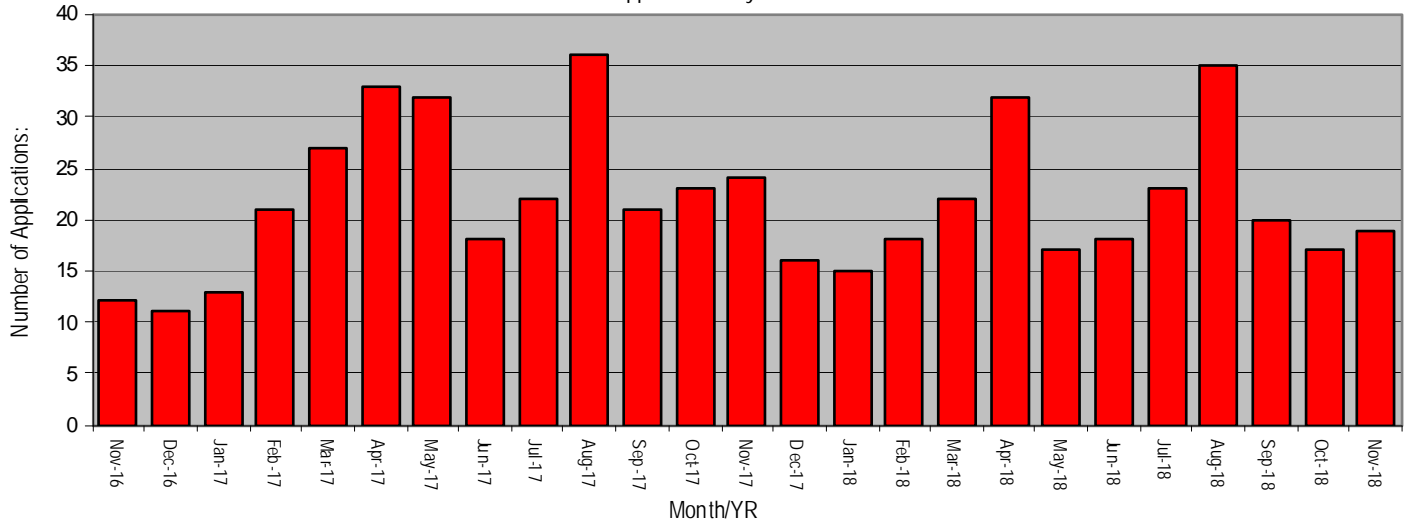
6 Plans Received
 6 Plans Approved/Released
 0 In-house Inspections
 0 Contracted Inspections

HISTORICAL PERFORMANCE

Construction Value of Permits Issued by Month - 2 Year Trend*



Number of Permit Applications by Month - 2 Year Trend





DIVISION OF LAND DEVELOPMENT SERVICES

Monthly Report Summary–October 2018 Amended

REPORT SUMMARY

Subdivision Plats Approved

0 Major
0 Minor
0 Total # of lots created

Construction Value – Issued

\$490,495.⁰⁰ Total

Fees Invoiced

\$460.⁰⁰ Land Use
\$156.⁶⁰ Building Codes
\$740.⁵⁰ ASCD
\$50.⁰⁰ MHBGF
\$1,407.¹⁰ Total

Board of Zoning Appeals Cases

0 Applied
0 Denied
0 Approved
0 Canceled
0 Withdrawn

Floodplain Management

0 Plans Received
0 Plans Approved

Major Site Plans

1 Plans Received
2 Plans Approved

Land Use/Building Permits

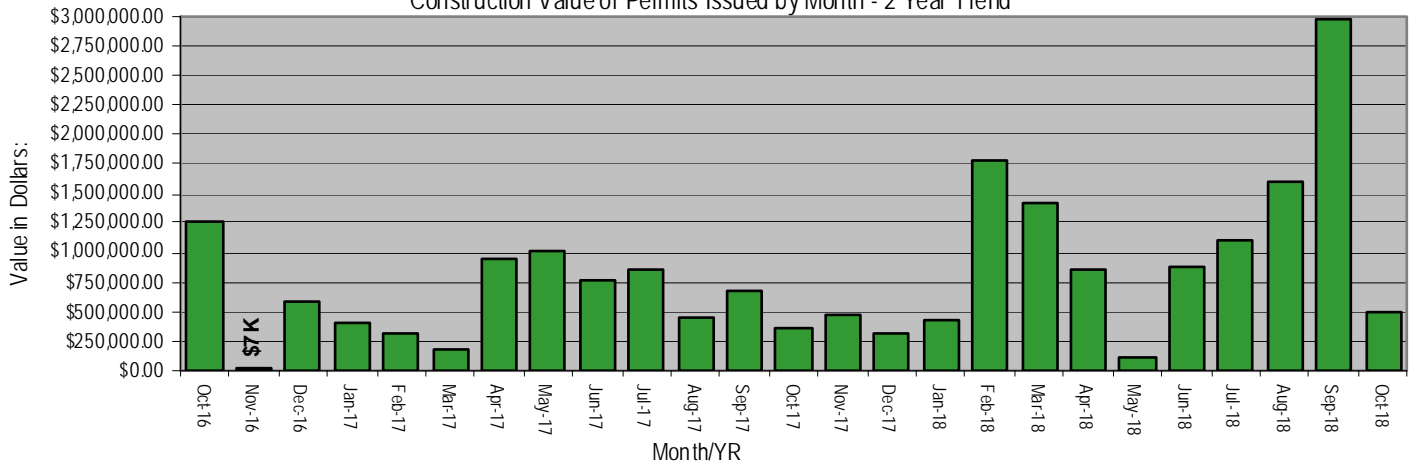
17 Applied
26 Revised
21 Issued
8 Cancelled
1 Denied
5 Deadfiled
4 COs Issued

Building Codes Activity

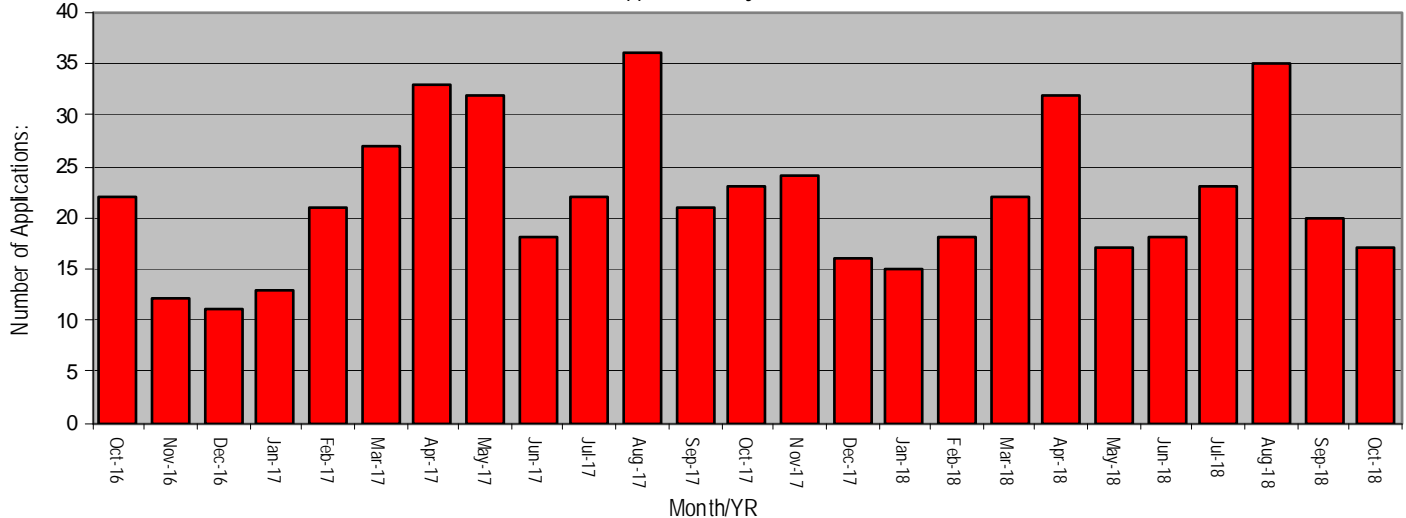
4 Plans Received
3 Plans Approved/Released
0 In-house Inspections
0 Contracted Inspections

HISTORICAL PERFORMANCE

Construction Value of Permits Issued by Month - 2 Year Trend*



Number of Permit Applications by Month - 2 Year Trend





DIVISION OF LAND DEVELOPMENT SERVICES

Monthly Report Summary–September 2018

REPORT SUMMARY

Subdivision Plats Approved

0 Major
0 Minor
0 Total # of lots created

Construction Value – Issued

\$2,980,000.⁰⁰ Total

Fees Invoiced

\$1,780.⁰⁰ Land Use
\$469.⁶⁰ Building Codes
\$27,867.⁵⁰ ASCD
\$100.⁰⁰ MHBGF
\$30,217.¹⁰ Total

Board of Zoning Appeals Cases

0 Applied
0 Denied
3 Approved
0 Canceled
0 Withdrawn

Floodplain Management

0 Plans Received
1 Plans Approved

Major Site Plans

4 Plans Received
3 Plans Approved

Land Use/Building Permits

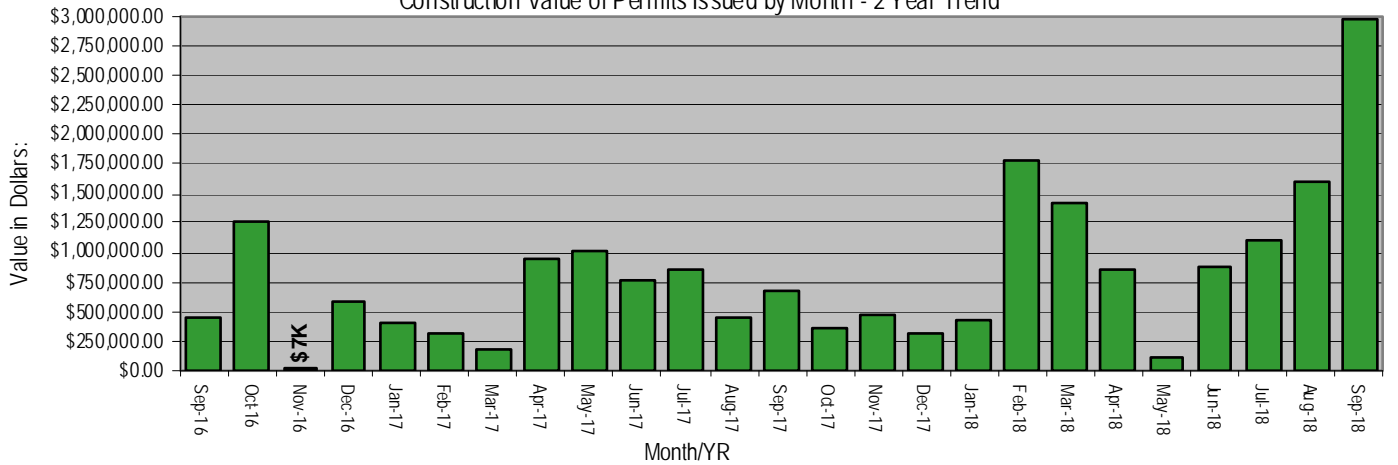
20 Applied
11 Revised
29 Issued
1 Cancelled
1 Denied
0 Deadfiled
3 COs Issued

Building Codes Activity

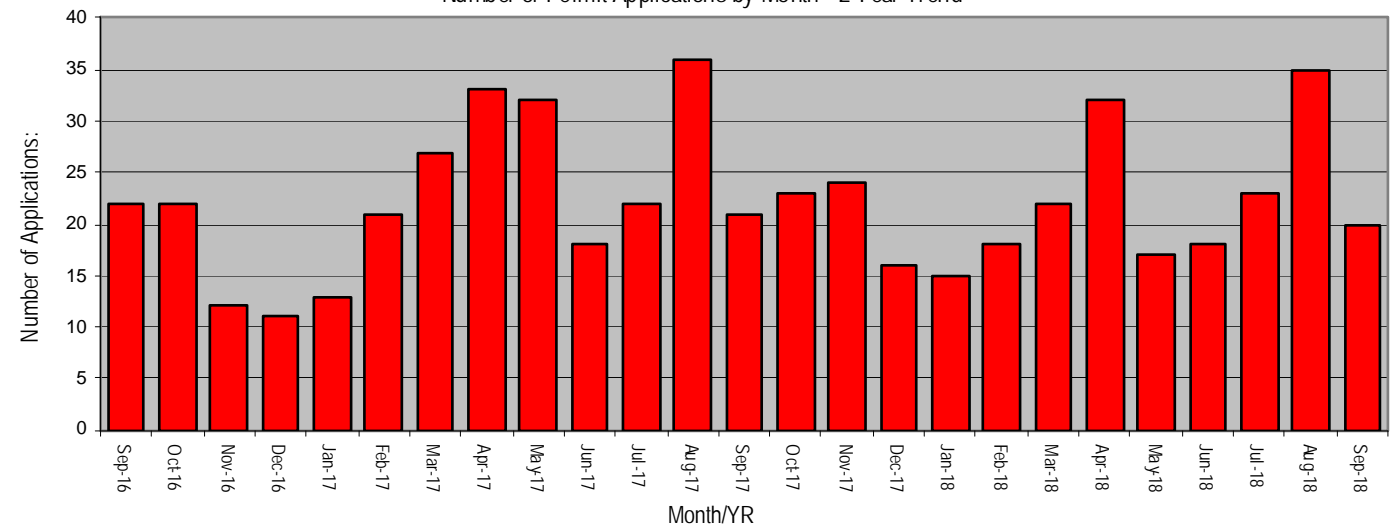
4 Plans Received
4 Plans Approved/Released
0 In-house Inspections
0 Contracted Inspections

HISTORICAL PERFORMANCE

Construction Value of Permits Issued by Month - 2 Year Trend*



Number of Permit Applications by Month - 2 Year Trend





DIVISION OF LAND DEVELOPMENT SERVICES

Monthly Report Summary–August 2018 *Amended*

REPORT SUMMARY

Subdivision Plats Approved

0 Major
1 Minor
1 Total # of lots created

Construction Value – Issued

\$1,605,009.⁰⁰ Total

Fees Invoiced

\$3,045.⁰⁰ Land Use
\$1,416.²⁰ Building Codes
\$2,414.⁰⁰ ASCD
\$200.⁰⁰ MHBGF
\$7,075.²⁰ Total

Board of Zoning Appeals Cases

1 Applied
0 Denied
0 Approved
0 Canceled
0 Withdrawn

Floodplain Management

0 Plans Received
0 Plans Approved

Major Site Plans

1 Plans Received
1 Plans Approved

Land Use/Building Permits

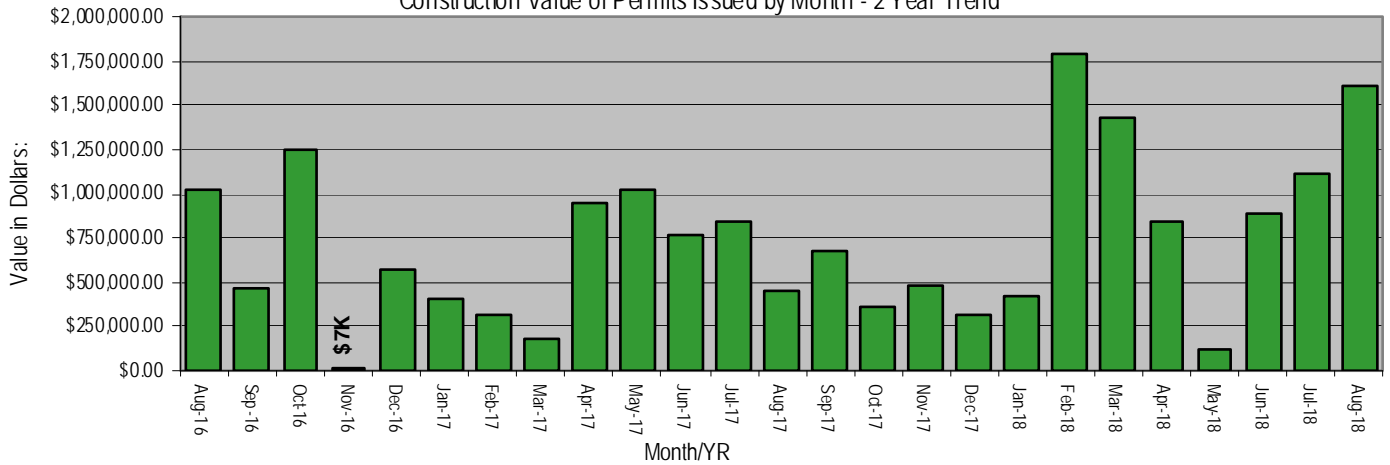
36 Applied
20 Revised
20 Issued
2 Cancelled
0 Denied
0 Deadfiled
6 COs Issued

Building Codes Activity

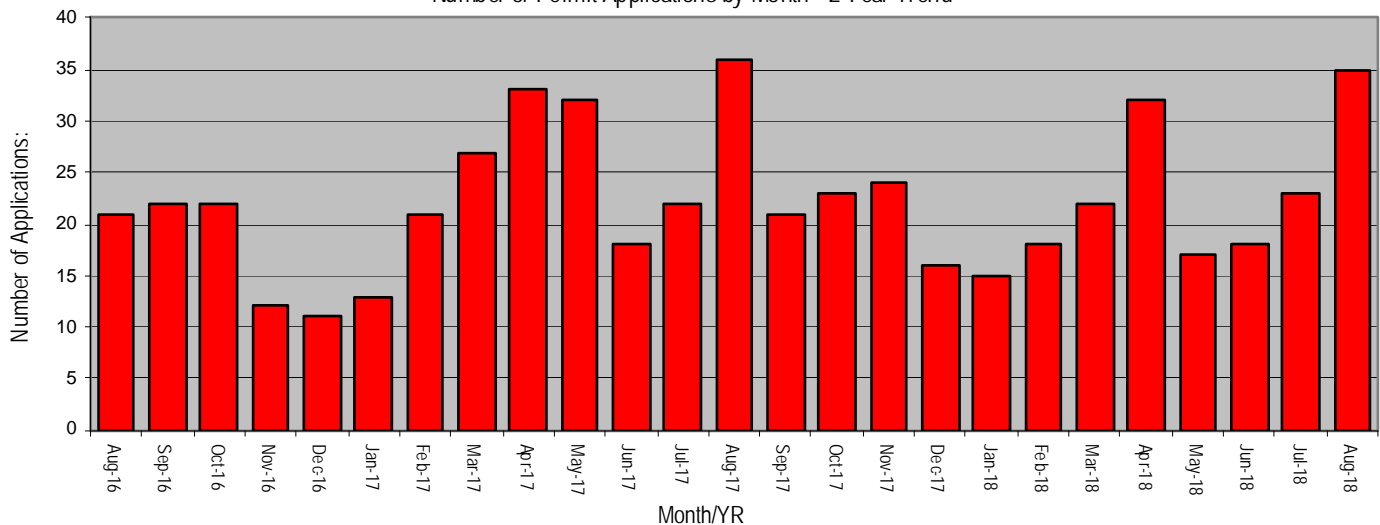
12 Plans Received
12 Plans Approved/Released
0 In-house Inspections
0 Contracted Inspections

HISTORICAL PERFORMANCE

Construction Value of Permits Issued by Month - 2 Year Trend*



Number of Permit Applications by Month - 2 Year Trend





DIVISION OF LAND DEVELOPMENT SERVICES

Monthly Report Summary–July 2018 *Amended*

REPORT SUMMARY

Subdivision Plats Approved

0 Major
0 Minor
0 Total # of lots created

Construction Value – Issued

\$884,300.00 Total

Fees Invoiced

\$1,630.00 Land Use
\$718.50 Building Codes
\$2,098.00 ASCD
\$200.00 MHBGF
\$4,646.50 Total

Board of Zoning Appeals Cases

2 Applied
0 Denied
0 Approved
0 Canceled
0 Withdrawn

Floodplain Management

1 Plans Received
0 Plans Approved

Major Site Plans

3 Plans Received
1 Plans Approved

Land Use/Building Permits

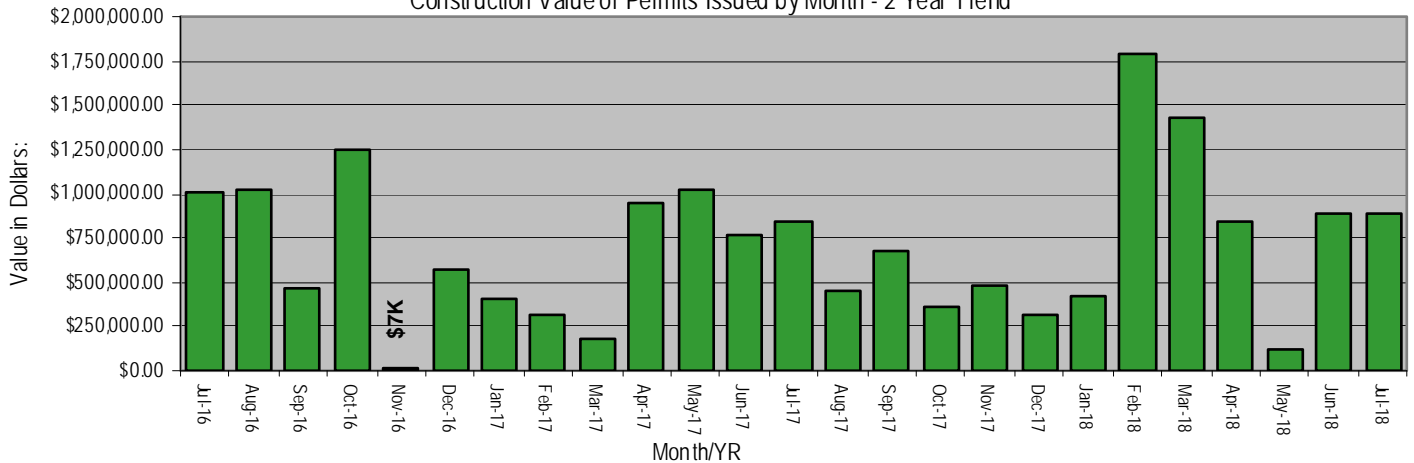
23 Applied
23 Revised
19 Issued
1 Cancelled
0 Denied
1 Deadfiled
1 COs Issued

Building Codes Activity

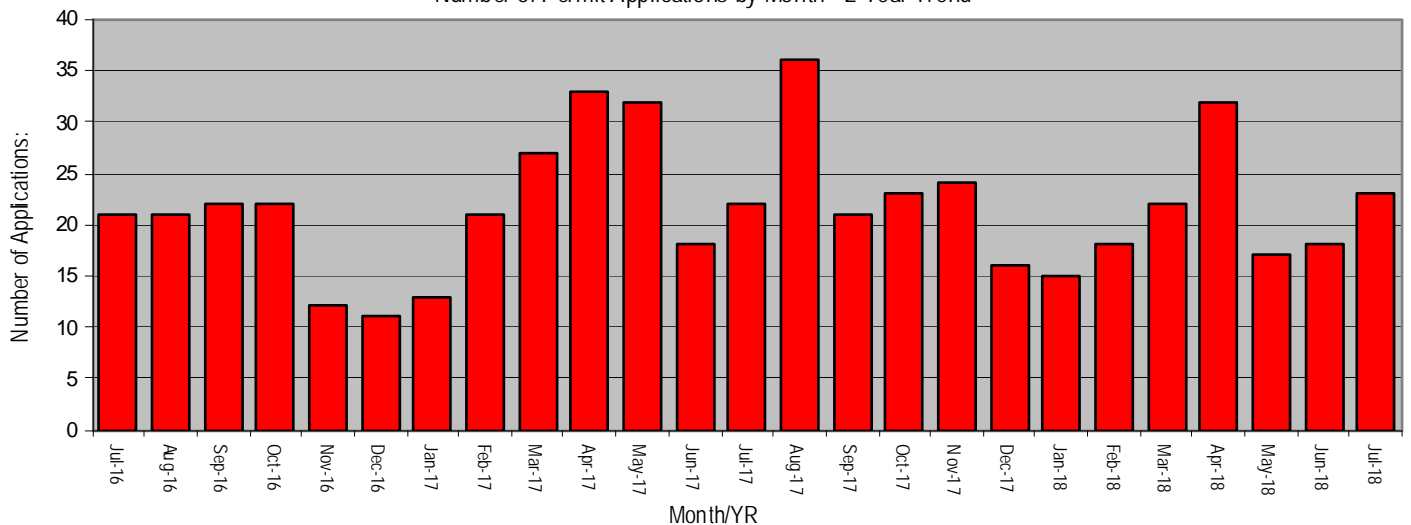
6 Plans Received
8 Plans Approved/Released
0 In-house Inspections
0 Contracted Inspections

HISTORICAL PERFORMANCE

Construction Value of Permits Issued by Month - 2 Year Trend*



Number of Permit Applications by Month - 2 Year Trend





DIVISION OF LAND DEVELOPMENT SERVICES

Monthly Report Summary–June 2018 *Amended*

REPORT SUMMARY

Subdivision Plats Approved

0 Major
2 Minor
3 Total # of lots created

Construction Value – Issued

\$831,500.⁰⁰ Total

Fees Invoiced

\$2,850.⁰⁰ Land Use
\$1,208.⁴⁰ Building Codes
\$2,356.⁰⁰ ASCD
\$50.⁰⁰ MHBGF
\$6,464.⁴⁰ Total

Board of Zoning Appeals Cases

0 Applied
0 Denied
1 Approved
0 Canceled
0 Withdrawn

Floodplain Management

0 Plans Received
0 Plans Approved

Major Site Plans

1 Plans Received
1 Plans Approved

Land Use/Building Permits

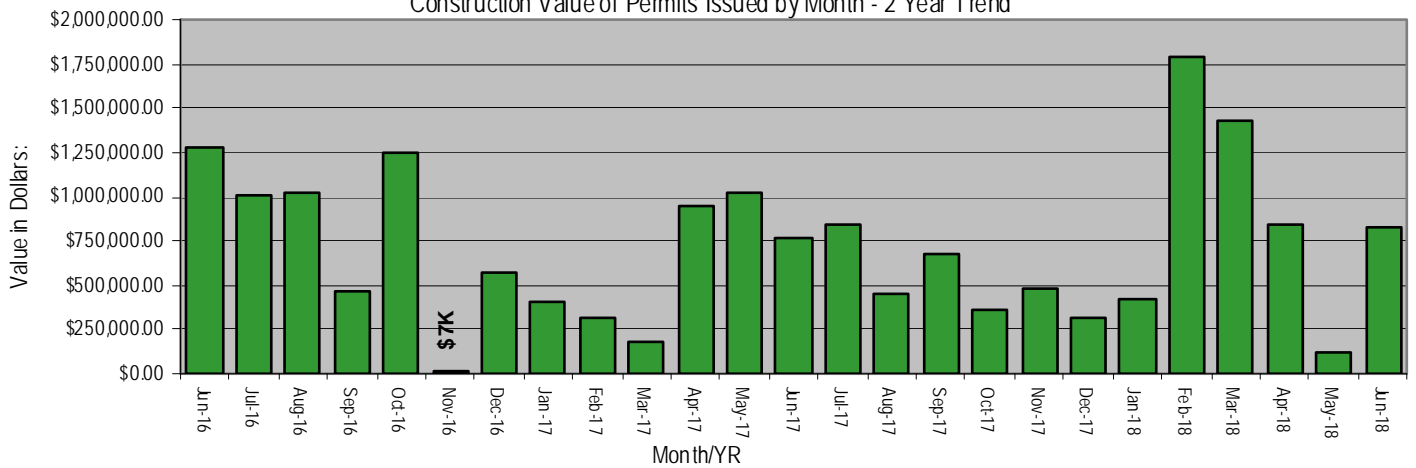
18 Applied
15 Revised
21 Issued
0 Cancelled
0 Denied
0 Deadfiled
2 COs Issued

Building Codes Activity

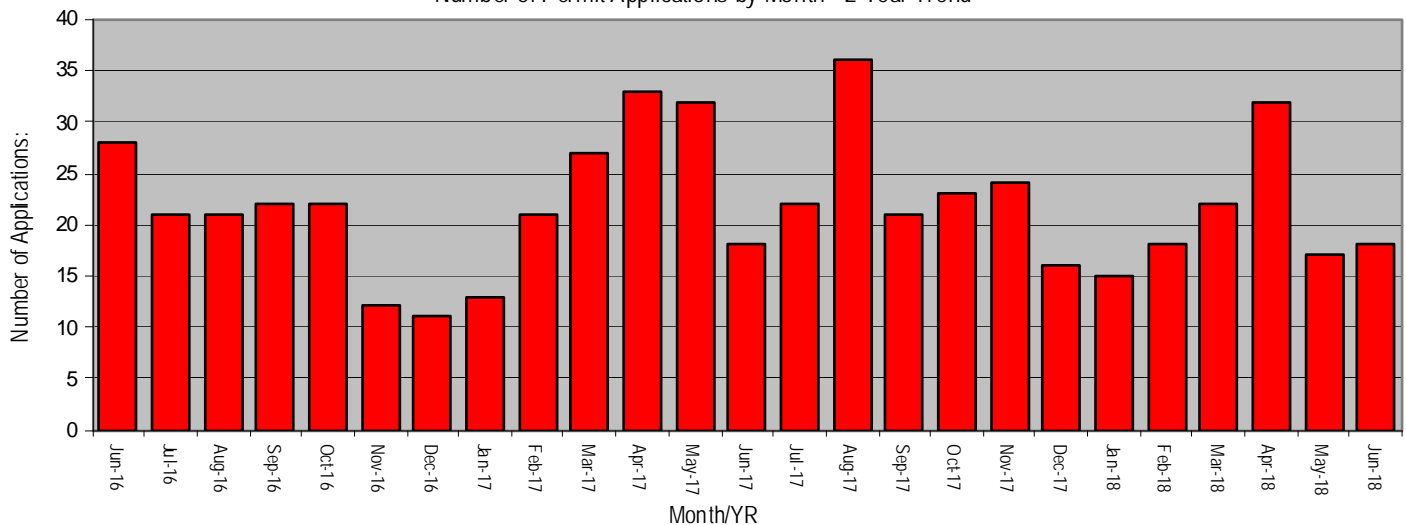
3 Plans Received
3 Plans Approved/Released
0 In-house Inspections
0 Contracted Inspections

HISTORICAL PERFORMANCE

Construction Value of Permits Issued by Month - 2 Year Trend*



Number of Permit Applications by Month - 2 Year Trend





DIVISION OF LAND DEVELOPMENT SERVICES

Monthly Report Summary–May 2018

REPORT SUMMARY

Subdivision Plats Approved

0 Major
0 Minor
0 Total # of lots created

Construction Value – Issued

\$108,000.⁰⁰ Total

Fees Invoiced

\$2,405.⁰⁰ Land Use
\$1,121.⁹⁰ Building Codes
\$690.⁰⁰ ASCD
\$100.⁰⁰ MHBGF
\$4,316.⁹⁰ Total

Board of Zoning Appeals Cases

1 Applied
0 Denied
1 Approved
0 Canceled
0 Withdrawn

Floodplain Management

1 Plans Received
0 Plans Approved

Major Site Plans

0 Plans Received
3 Plans Approved

Land Use/Building Permits

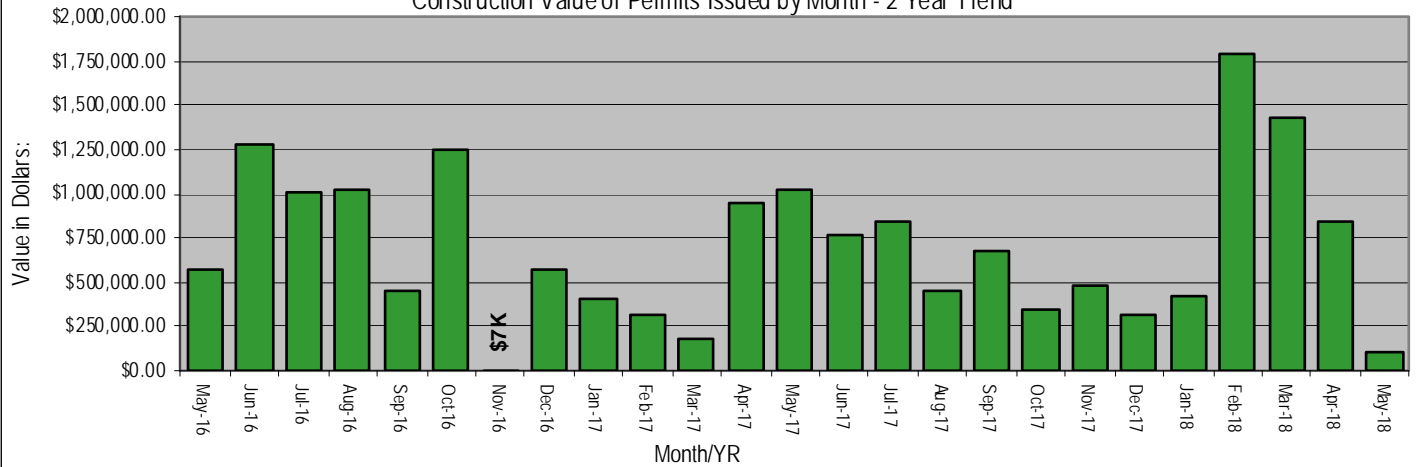
17 Applied
14 Revised
8 Issued
23 Cancelled
0 Denied
2 Deadfiled
2 COs Issued

Building Codes Activity

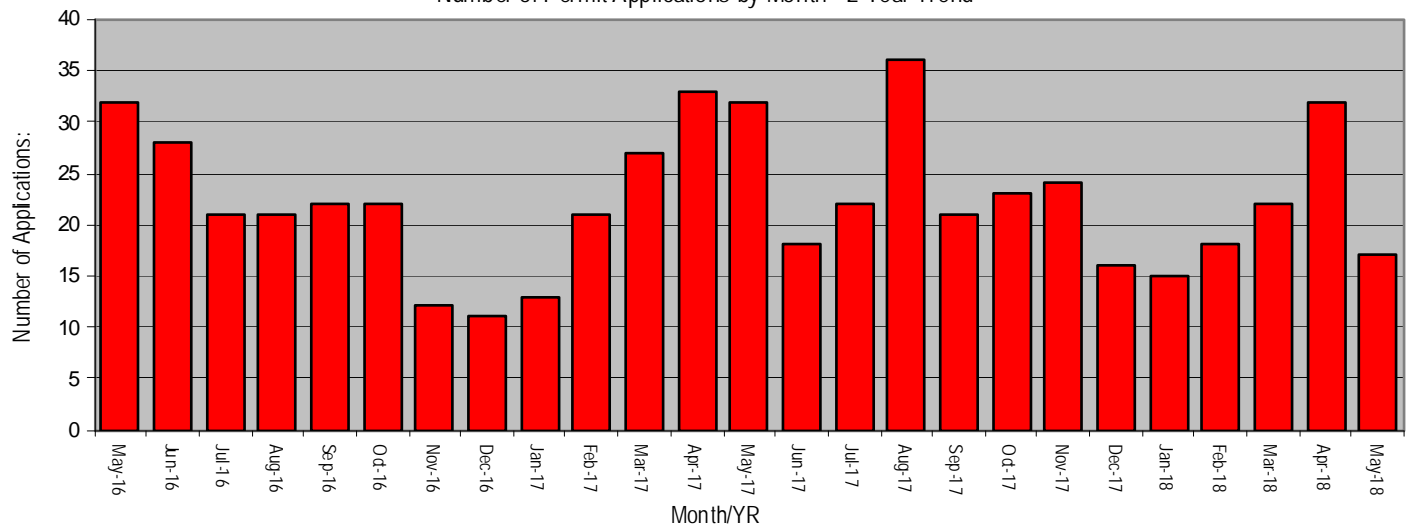
6 Plans Received
6 Plans Approved/Released
0 In-house Inspections
0 Contracted Inspections

HISTORICAL PERFORMANCE

Construction Value of Permits Issued by Month - 2 Year Trend*



Number of Permit Applications by Month - 2 Year Trend





DIVISION OF LAND DEVELOPMENT SERVICES

Monthly Report Summary–April 2018 *Amended*

REPORT SUMMARY

Subdivision Plats Approved

0 Major
3 Minor
3 Total # of lots created

Construction Value – Issued

\$678,800.⁰⁰ Total

Fees Invoiced

\$2,100.⁰⁰ Land Use
\$748.⁴⁰ Building Codes
\$1,719.⁰⁰ ASCD
\$100.⁰⁰ MHBGF
\$4,667.⁴⁰ Total

Board of Zoning Appeals Cases

1 Applied
0 Denied
0 Approved
0 Canceled
0 Withdrawn

Floodplain Management

1 Plans Received
0 Plans Approved

Major Site Plans

6 Plans Received
2 Plans Approved

Land Use/Building Permits

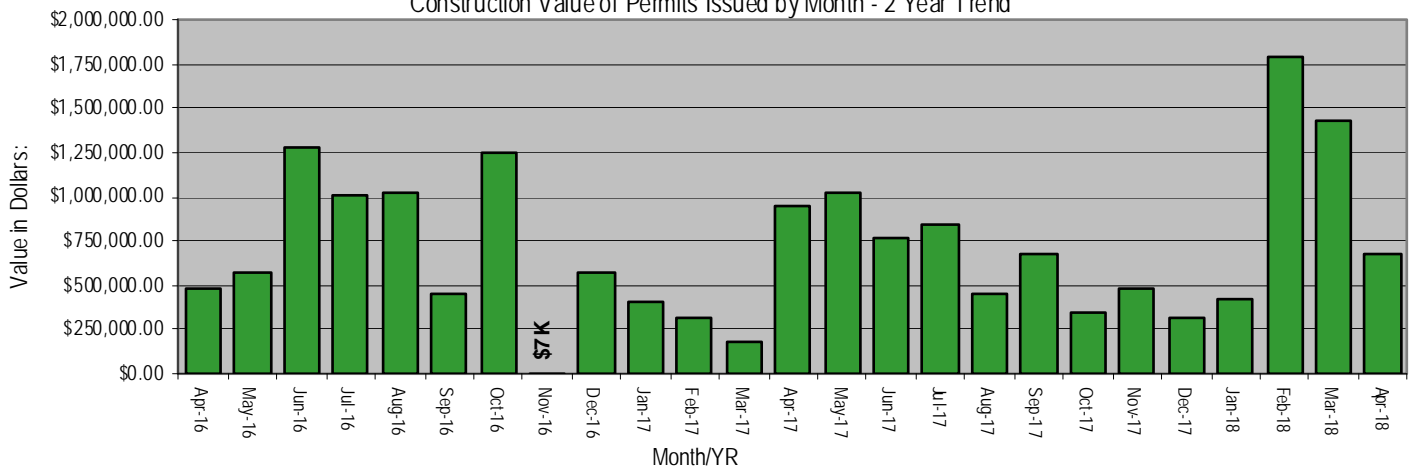
33 Applied
23 Revised
25 Issued
5 Cancelled
0 Denied
0 Deadfiled
3 COs Issued

Building Codes Activity

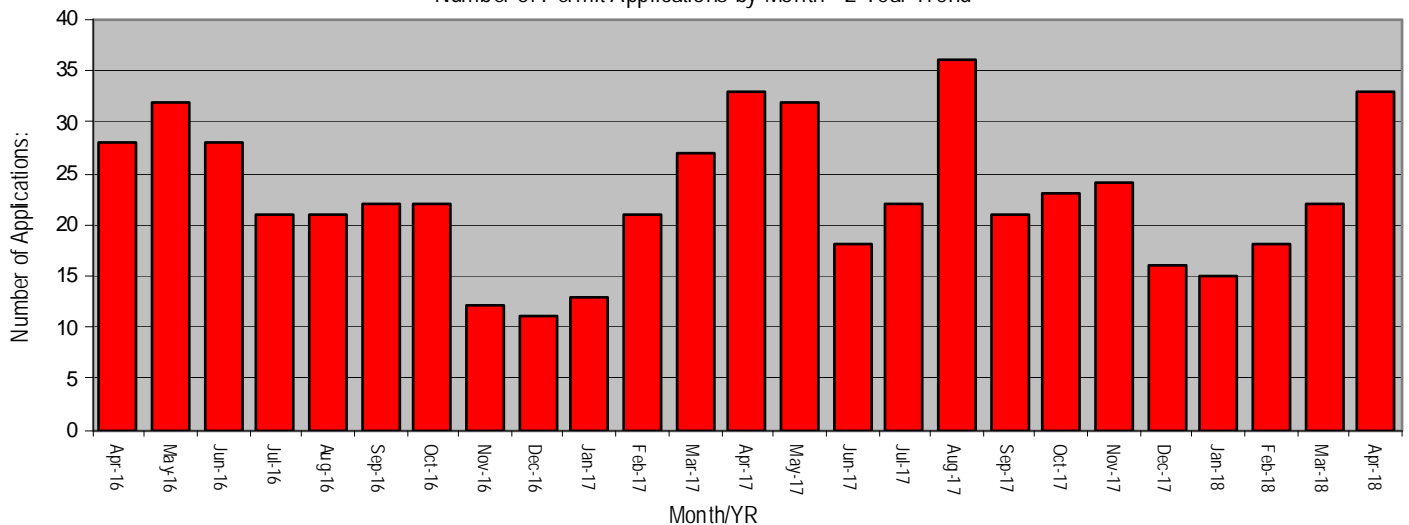
4 Plans Received
5 Plans Approved/Released
0 In-house Inspections
0 Contracted Inspections

HISTORICAL PERFORMANCE

Construction Value of Permits Issued by Month - 2 Year Trend*



Number of Permit Applications by Month - 2 Year Trend





DIVISION OF LAND DEVELOPMENT SERVICES

Monthly Report Summary–March 2018

REPORT SUMMARY

Subdivision Plats Approved

0 Major
1 Minor
1 Total # of lots created

Construction Value – Issued

\$1,430,500.⁰⁰ Total

Fees Invoiced

\$1,700.⁰⁰ Land Use
\$1,218.¹⁰ Building Codes
\$1,549.⁰⁰ ASCD
\$100.⁰⁰ MHBGF
\$4,567.¹⁰ Total

Board of Zoning Appeals Cases

0 Applied
0 Denied
2 Approved
0 Canceled
0 Withdrawn

Floodplain Management

0 Plans Received
0 Plans Approved

Major Site Plans

3 Plans Received
2 Plans Approved

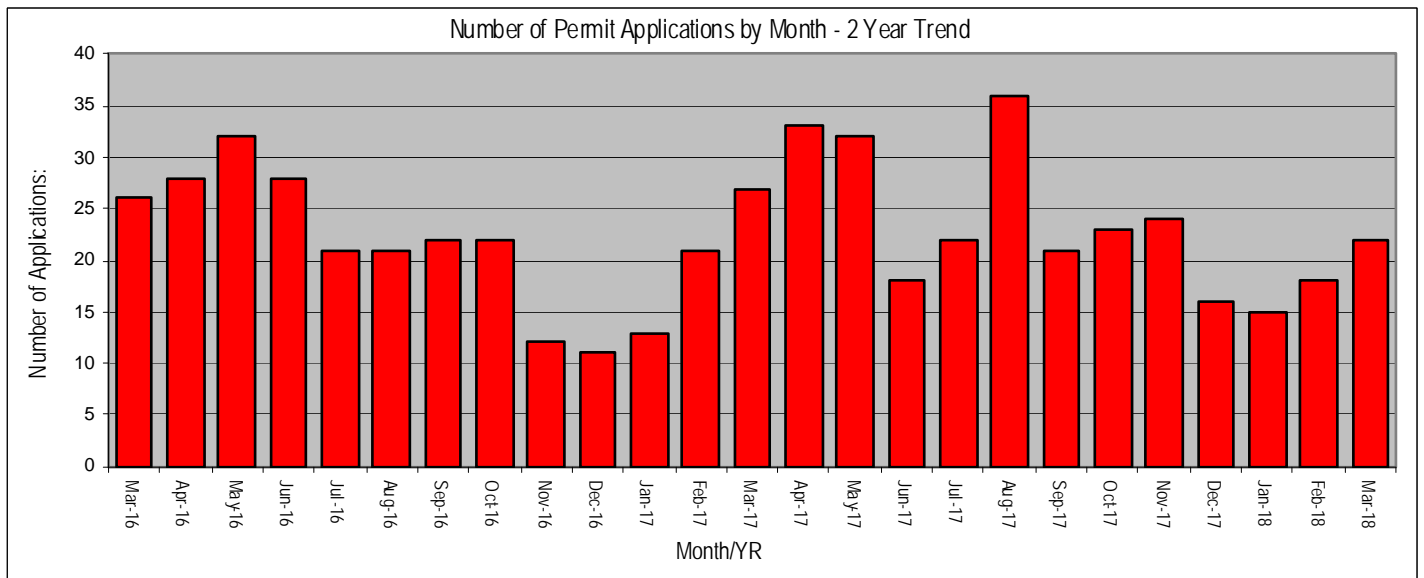
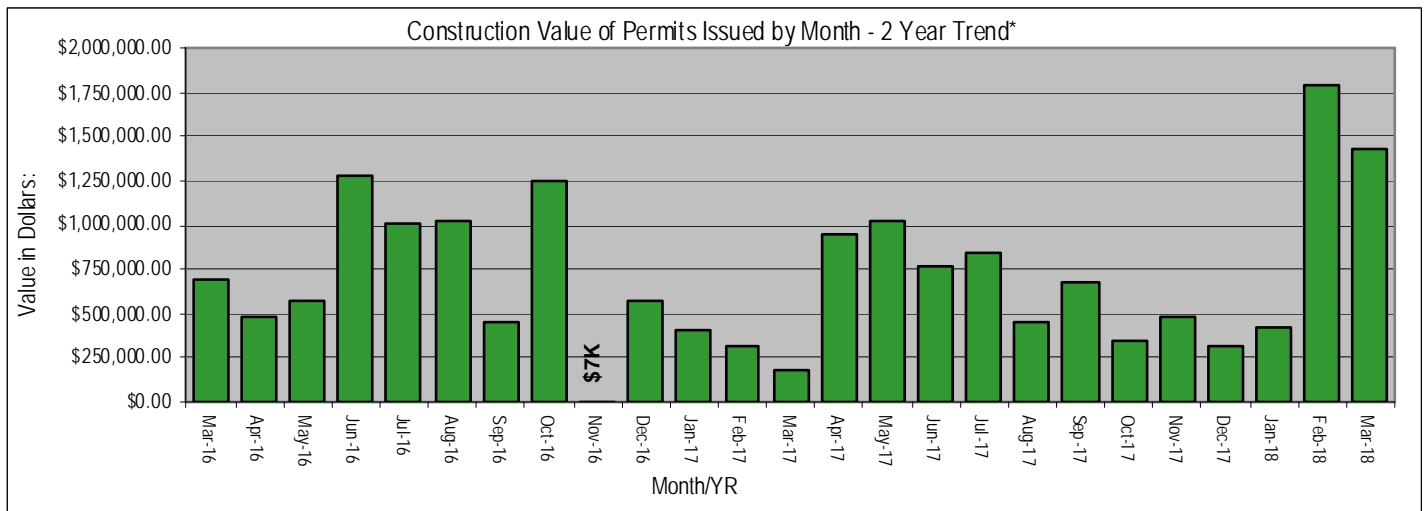
Land Use/Building Permits

22 Applied
11 Revised
17 Issued
0 Cancelled
0 Denied
2 Deadfiled
1 COs Issued

Building Codes Activity

9 Plans Received
9 Plans Approved/Released
0 In-house Inspections
0 Contracted Inspections

HISTORICAL PERFORMANCE





DIVISION OF LAND DEVELOPMENT SERVICES

Monthly Report Summary–February 2018

REPORT SUMMARY

Subdivision Plats Approved

0 Major
0 Minor
0 Total # of lots created

Construction Value – Issued

\$1,787,869.⁰⁰ Total

Fees Invoiced

\$2,745.⁰⁰ Land Use
\$1,339.²⁰ Building Codes
\$1,255.⁰⁰ ASCD
\$100.⁰⁰ MHBGF
\$5,439.²⁰ Total

Board of Zoning Appeals Cases

2 Applied
0 Denied
0 Approved
0 Canceled
0 Withdrawn

Floodplain Management

1 Plans Received
0 Plans Approved

Major Site Plans

0 Plans Received
3 Plans Approved

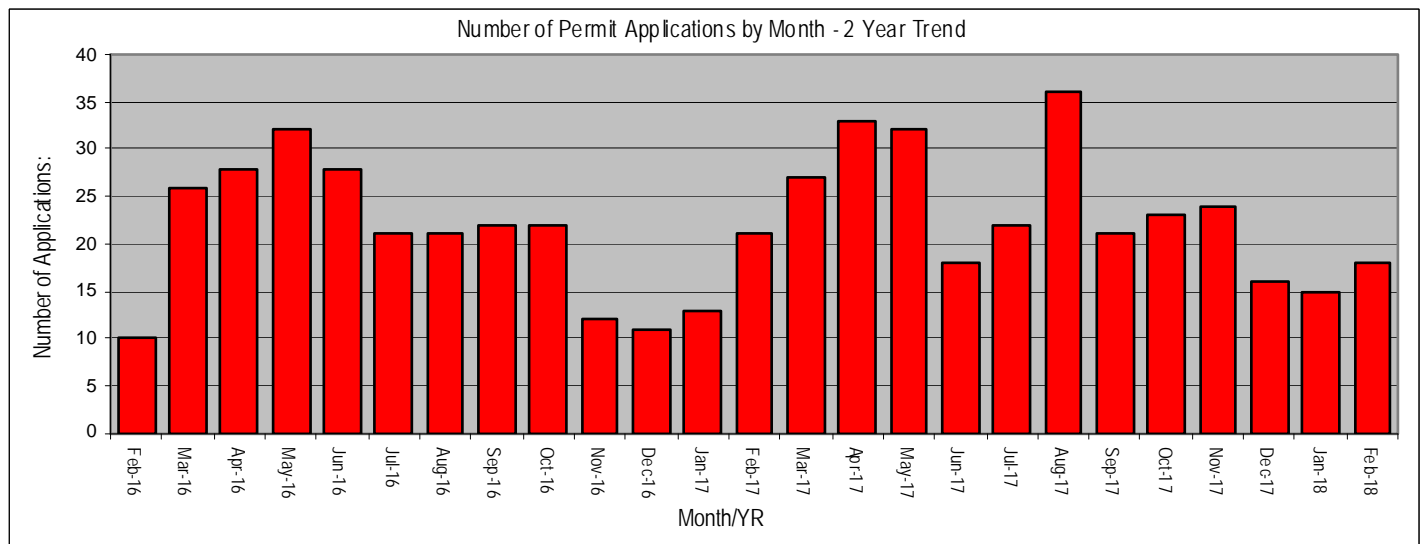
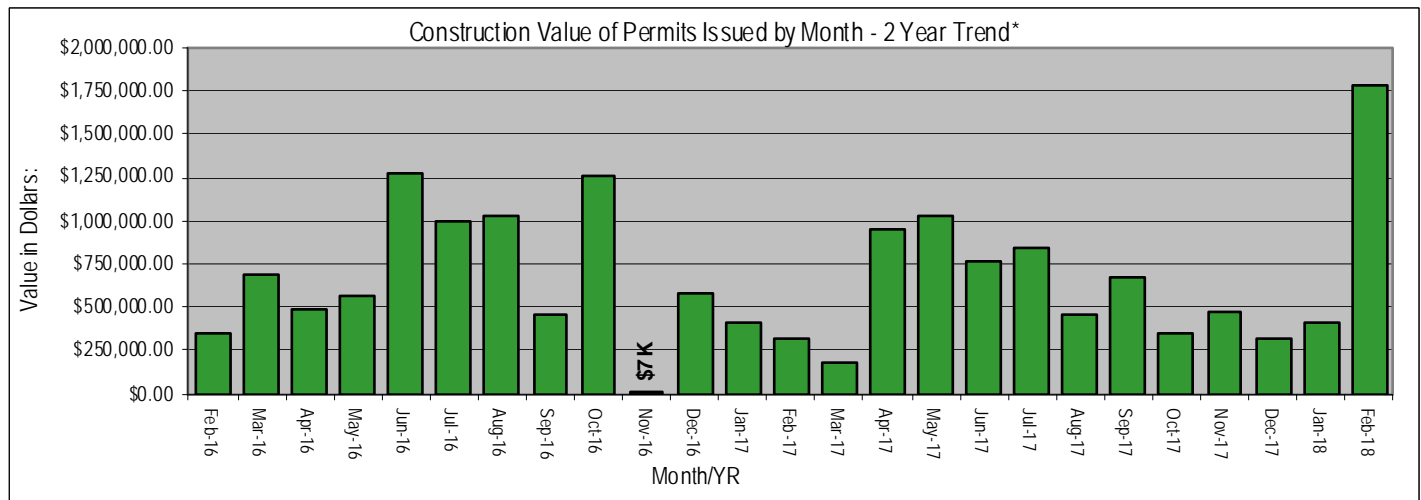
Land Use/Building Permits

18 Applied
16 Revised
13 Issued
0 Cancelled
1 Denied
1 Deadfiled
3 COs Issued

Building Codes Activity

4 Plans Received
4 Plans Approved/Released
0 In-house Inspections
0 Contracted Inspections

HISTORICAL PERFORMANCE





DIVISION OF LAND DEVELOPMENT SERVICES

Monthly Report – January 2018

REPORT SUMMARY

Subdivision Plats Approved

0 Major
 1 Minor
 3 Total # of lots created

Construction Value – Issued

\$415,500.00 Total

Fees Invoiced

\$775.00 Land Use
\$466.00 Building Codes
\$616.50 ASCD
\$50.00 MHBGF
\$1,907.50 Total

Board of Zoning Appeals Cases

0 Applied
 0 Denied
 0 Approved
 0 Canceled
 0 Withdrawn

Floodplain Management

0 Plans Received
 0 Plans Approved

Major Site Plans

3 Plans Received
 1 Plans Approved

Land Use/Building Permits

15 Applied
 11 Revised
 11 Issued
 3 Cancelled
 1 Denied
 2 Deadfiled
 0 COs Issued

Building Codes Activity

6 Plans Received
 5 Plans Approved/Released
 0 In-house Inspections
 0 Contracted Inspections

HISTORICAL PERFORMANCE

