



DIVISION OF LAND DEVELOPMENT SERVICES

Monthly Report –December 2017

REPORT SUMMARY

Subdivision Plats Approved

0 Major
0 Minor
0 Total # of lots created

Construction Value – Issued

\$312,000.⁰⁰ Total

Fees Invoiced

\$475.⁰⁰ Land Use
\$319.⁴⁵ Building Codes
\$688.⁵⁰ ASCD
\$0.⁰⁰ MHBGF
\$1,482.⁹⁵ Total

Board of Zoning Appeals Cases

0 Applied
0 Denied
0 Approved
0 Canceled
0 Withdrawn

Floodplain Management

0 Plans Received
0 Plans Approved

Major Site Plans

6 Plans Received
1 Plans Approved

Land Use/Building Permits

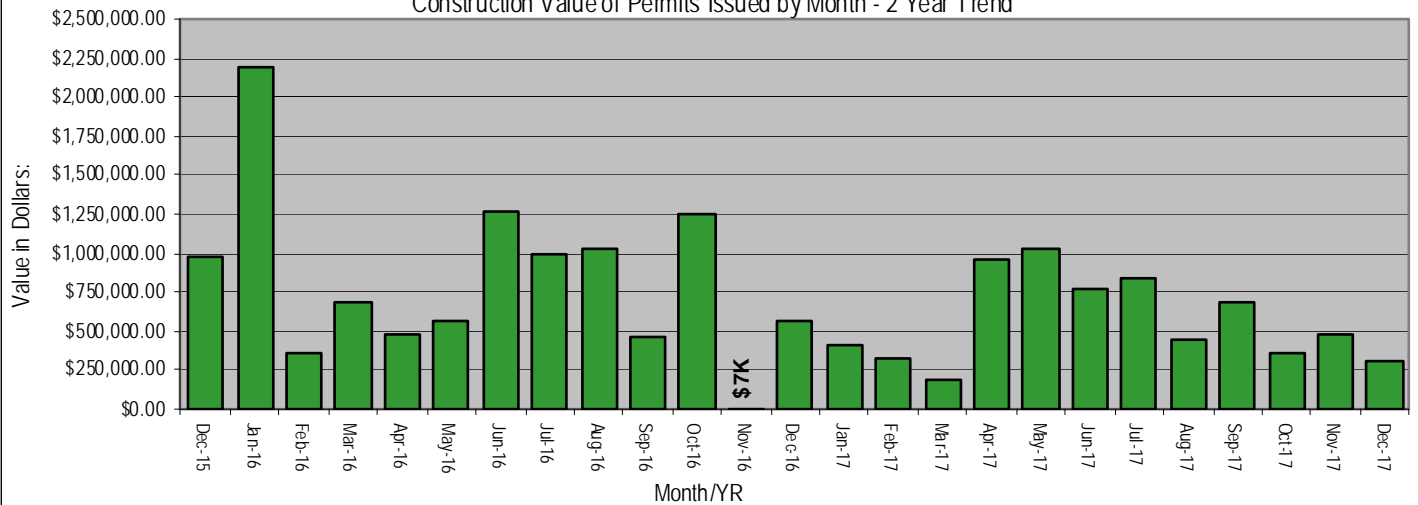
16 Applied
6 Revised
13 Issued
0 Cancelled
1 Denied
0 Expired
3 COs Issued

Building Codes Activity

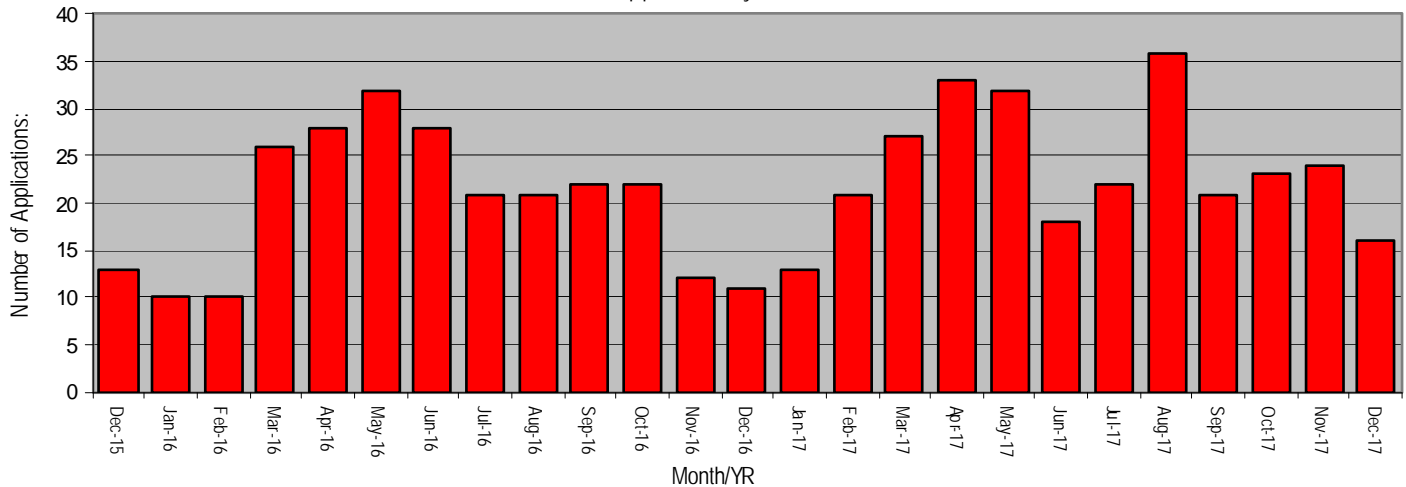
5 Plans Received
5 Plans Approved/Released
0 In-house Inspections
0 Contracted Inspections

HISTORICAL PERFORMANCE

Construction Value of Permits Issued by Month - 2 Year Trend*



Number of Permit Applications by Month - 2 Year Trend





DIVISION OF LAND DEVELOPMENT SERVICES

Monthly Report – November 2017

REPORT SUMMARY

Subdivision Plats Approved

0 Major
0 Minor
0 Total # of lots created

Construction Value – Issued

\$478,300.⁰⁰ Total

Fees Invoiced

\$505.⁰⁰ Land Use
\$544.⁵⁰ Building Codes
\$972.⁰⁰ ASCD
\$100.⁰⁰ MHBGF
\$2,121.⁵⁰ Total

Board of Zoning Appeals Cases

0 Applied
1 Denied
0 Approved
0 Canceled
0 Withdrawn

Floodplain Management

1 Plans Received
0 Plans Approved

Major Site Plans

4 Plans Received
1 Plans Approved

Land Use/Building Permits

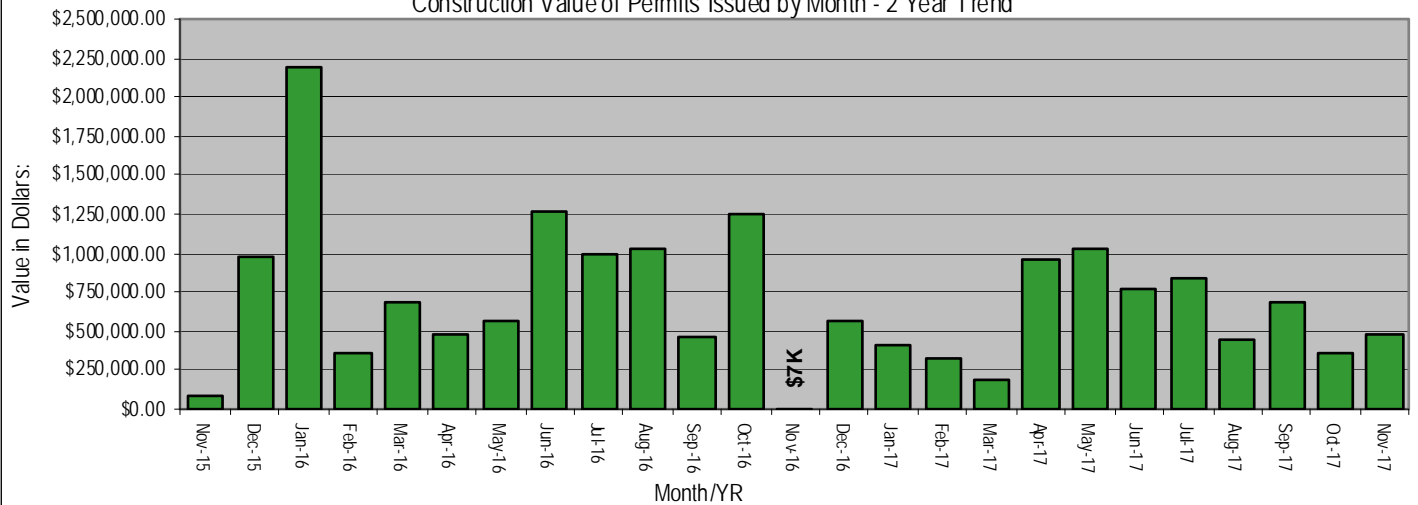
24 Applied
9 Revised
13 Issued
0 Cancelled
0 Deadfiled
0 Expired
2 COs Issued

Building Codes Activity

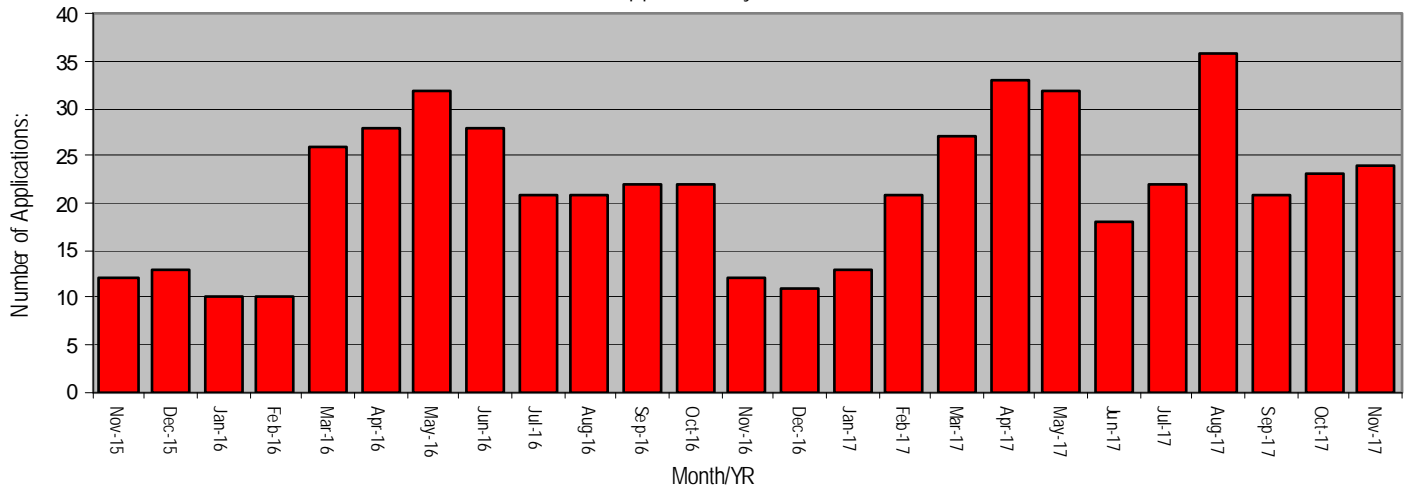
7 Plans Received
5 Plans Approved/Released
0 In-house Inspections
0 Contracted Inspections

HISTORICAL PERFORMANCE

Construction Value of Permits Issued by Month - 2 Year Trend*



Number of Permit Applications by Month - 2 Year Trend





DIVISION OF LAND DEVELOPMENT SERVICES

Monthly Report – October 2017 Amended

REPORT SUMMARY

Subdivision Plats Approved

0 Major
1 Minor
1 Total # of lots created

Construction Value – Issued

\$354,000.⁰⁰ Total

Fees Invoiced

\$905.⁰⁰ Land Use
\$375.⁶⁰ Building Codes
\$720.⁵⁰ ASCD
\$50.⁰⁰ MHBGF
\$2,051.¹⁰ Total

Board of Zoning Appeals Cases

1 Applied
0 Denied
0 Approved
0 Canceled
0 Withdrawn

Floodplain Management

0 Plans Received
2 Plans Approved

Major Site Plans

2 Plans Received
0 Plans Approved

Land Use/Building Permits

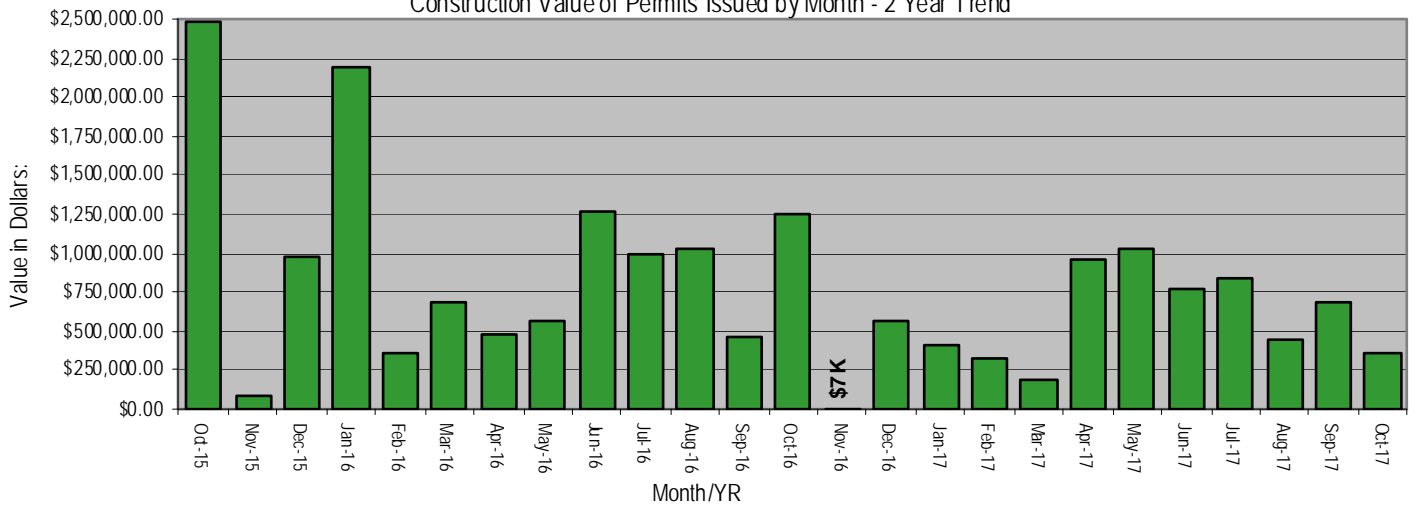
23 Applied
4 Revised
19 Issued
0 Cancelled
4 Deadfiled
0 Expired
4 COs Issued

Building Codes Activity

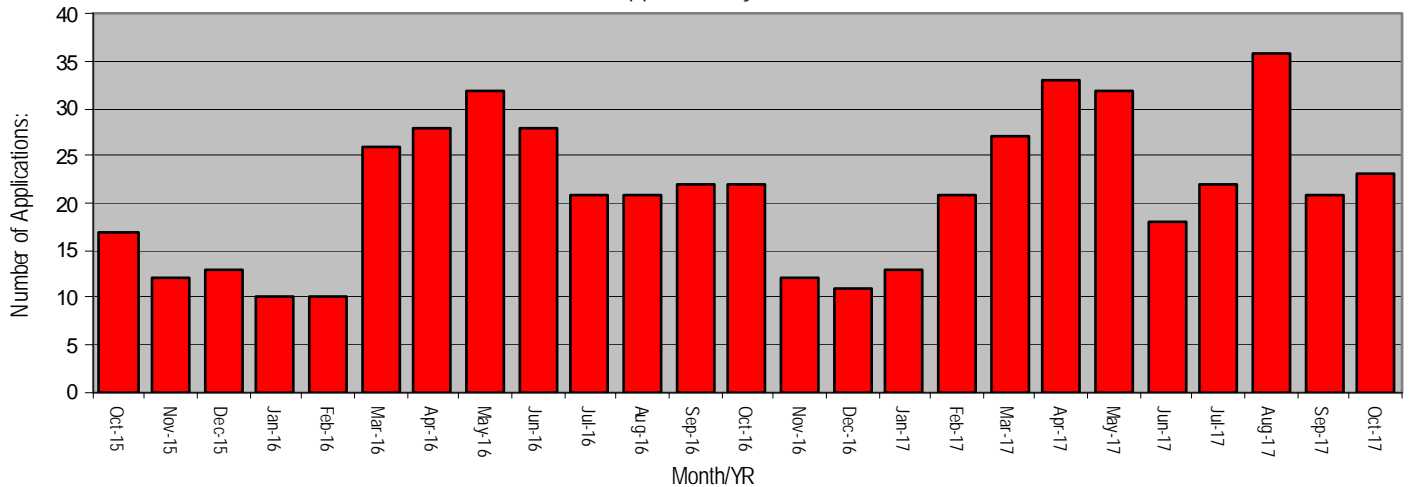
2 Plans Received
2 Plans Approved/Released
0 In-house Inspections
0 Contracted Inspections

HISTORICAL PERFORMANCE

Construction Value of Permits Issued by Month - 2 Year Trend*



Number of Permit Applications by Month - 2 Year Trend





DIVISION OF LAND DEVELOPMENT SERVICES

Monthly Report – September 2017

REPORT SUMMARY

Subdivision Plats Approved

0 Major
 1 Minor
 1 Total # of lots created

Construction Value – Issued

\$678,390.⁰⁰ Total

Fees Invoiced

\$985.⁰⁰ Land Use
\$295.⁶⁰ Building Codes
\$1,001.⁰⁰ ASCD
\$50.⁰⁰ MHBGF
\$2,331.⁶⁰ Total

Board of Zoning Appeals Cases

0 Applied
 0 Denied
 0 Approved
 0 Canceled
 0 Withdrawn

Floodplain Management

1 Plans Received
 0 Plans Approved

Major Site Plans

1 Plans Received
 2 Plans Approved

Land Use/Building Permits

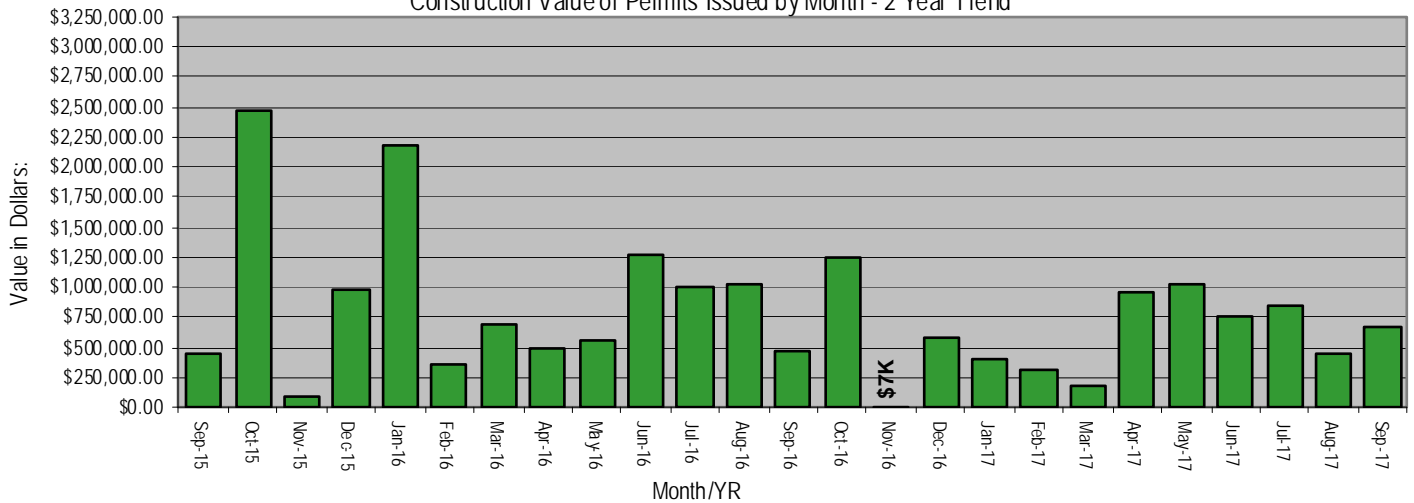
21 Applied
 8 Revised
 19 Issued
 0 Cancelled
 4 Deadfiled
 0 Expired
 1 COs Issued

Building Codes Activity

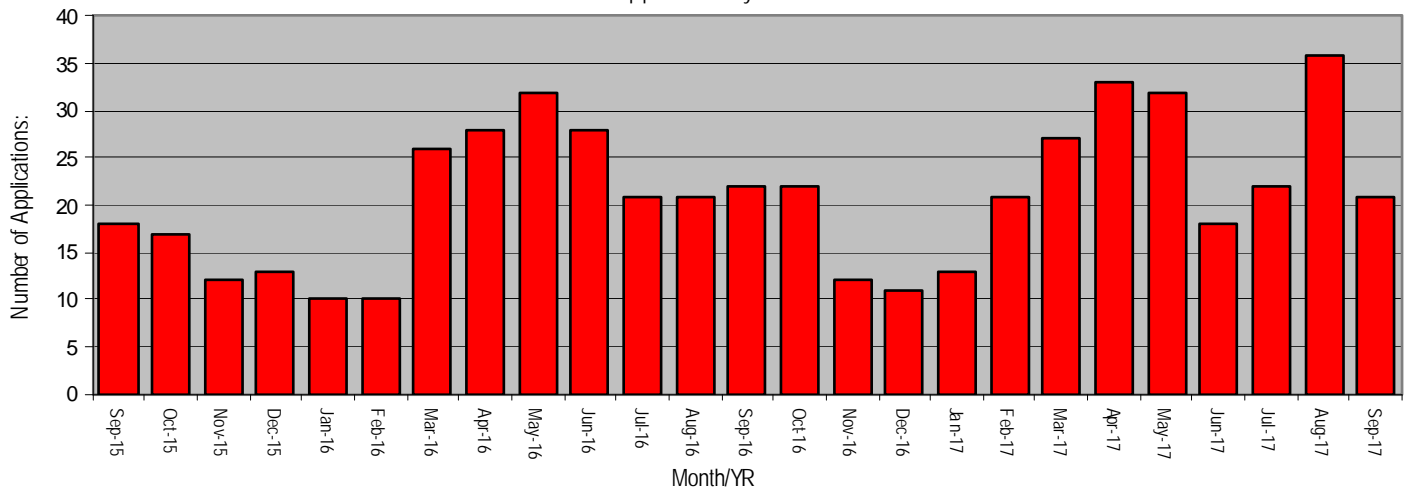
6 Plans Received
 7 Plans Approved/Released
 0 In-house Inspections
 0 Contracted Inspections

HISTORICAL PERFORMANCE

Construction Value of Permits Issued by Month - 2 Year Trend*



Number of Permit Applications by Month - 2 Year Trend





DIVISION OF LAND DEVELOPMENT SERVICES

Monthly Report – August 2017

REPORT SUMMARY

Subdivision Plats Approved

0 Major
 3 Minor
 4 Total # of lots created

Construction Value – Issued

\$453,100.⁰⁰ Total

Fees Invoiced

\$1,135.⁰⁰ Land Use
\$527.⁷⁰ Building Codes
\$1,302.⁵⁰ ASCD
\$50.⁰⁰ MHBGF
\$3,015.²⁰ Total

Board of Zoning Appeals Cases

0 Applied
 1 Denied
 0 Approved
 0 Canceled
 0 Withdrawn

Floodplain Management

2 Plans Received
 0 Plans Approved

Major Site Plans

2 Plans Received
 0 Plans Approved

Land Use/Building Permits

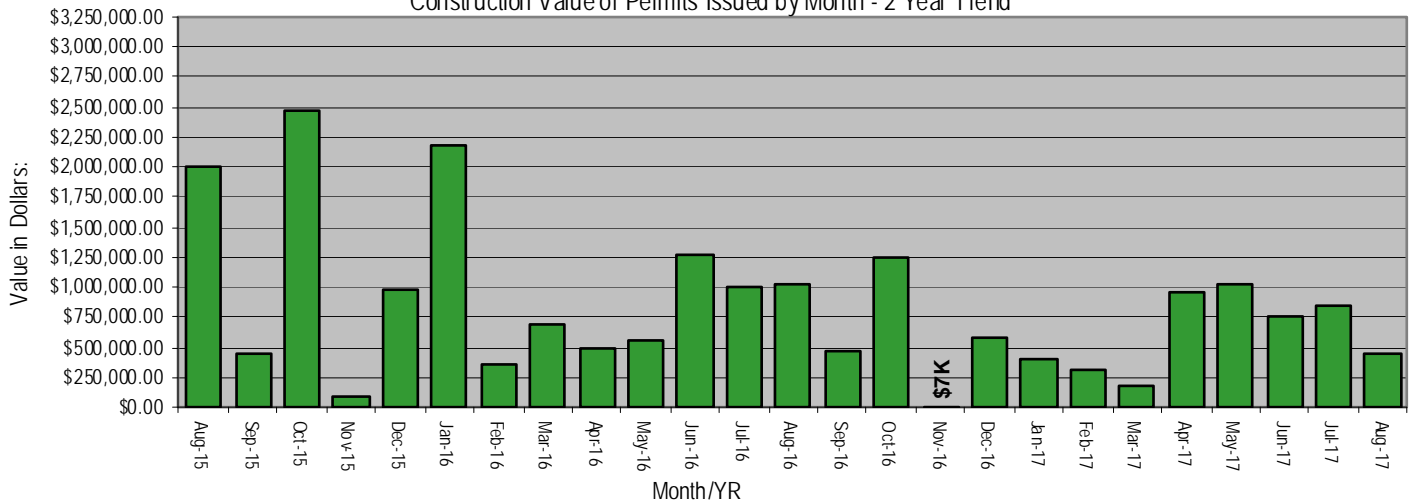
36 Applied
 5 Revised
 30 Issued
 0 Cancelled
 2 Deadfiled
 0 Expired
 4 COs Issued

Building Codes Activity

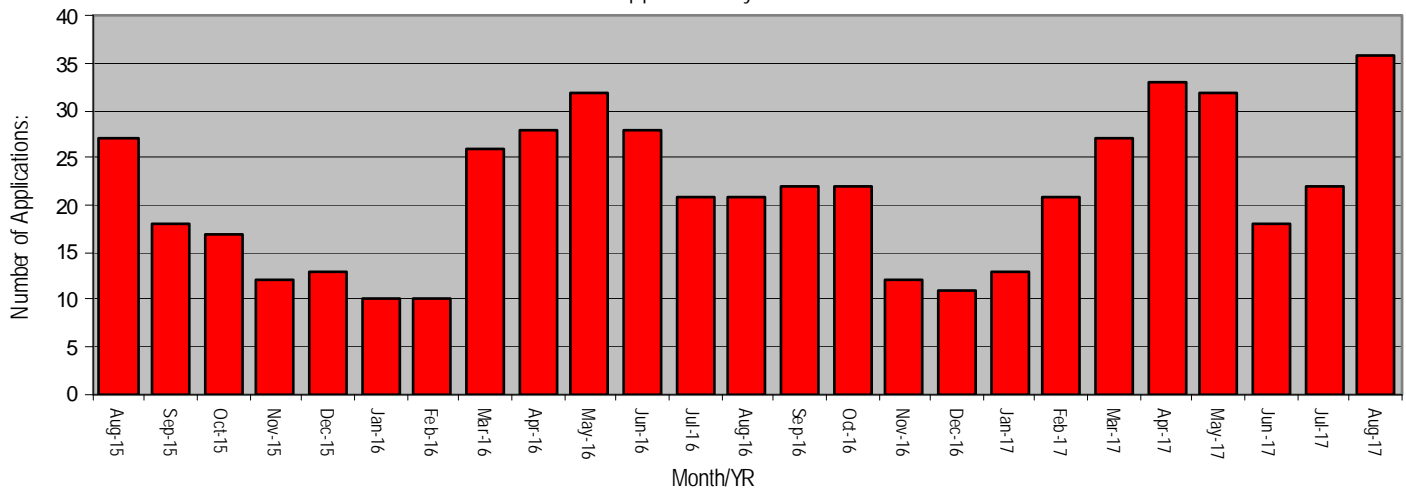
6 Plans Received
 5 Plans Approved/Released
 0 In-house Inspections
 0 Contracted Inspections

HISTORICAL PERFORMANCE

Construction Value of Permits Issued by Month - 2 Year Trend*



Number of Permit Applications by Month - 2 Year Trend





DIVISION OF LAND DEVELOPMENT SERVICES

Monthly Report – July 2017

REPORT SUMMARY

Subdivision Plats Approved

0 Major
0 Minor
0 Total # of lots created

Construction Value – Issued

\$845,045.⁰⁰ Total

Fees Invoiced

\$2,095.⁰⁰ Land Use
\$725.⁴⁰ Building Codes
\$884.⁰⁰ ASCD
\$50.⁰⁰ MHBGF
\$3,754.⁴⁰ Total

Board of Zoning Appeals Cases

0 Applied
0 Denied
0 Approved
0 Canceled
0 Withdrawn

Floodplain Management

1 Plans Received
1 Plans Approved

Major Site Plans

0 Plans Received
1 Plans Approved

Land Use/Building Permits

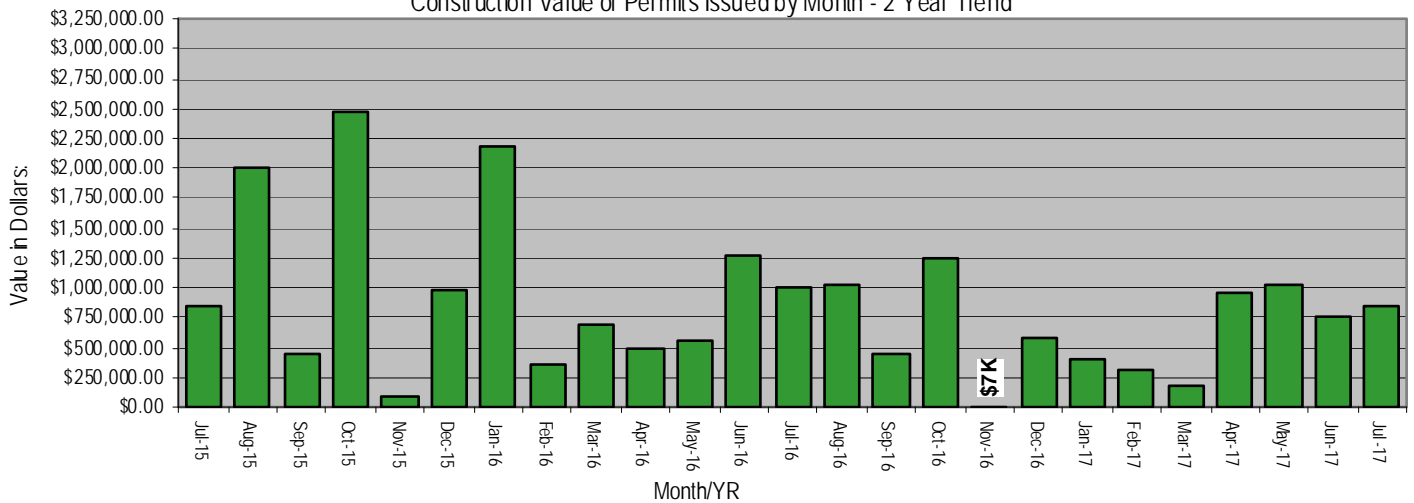
22 Applied
4 Revised
25 Issued
2 Cancelled
0 Deadfiled
0 Expired
0 COs Issued

Building Codes Activity

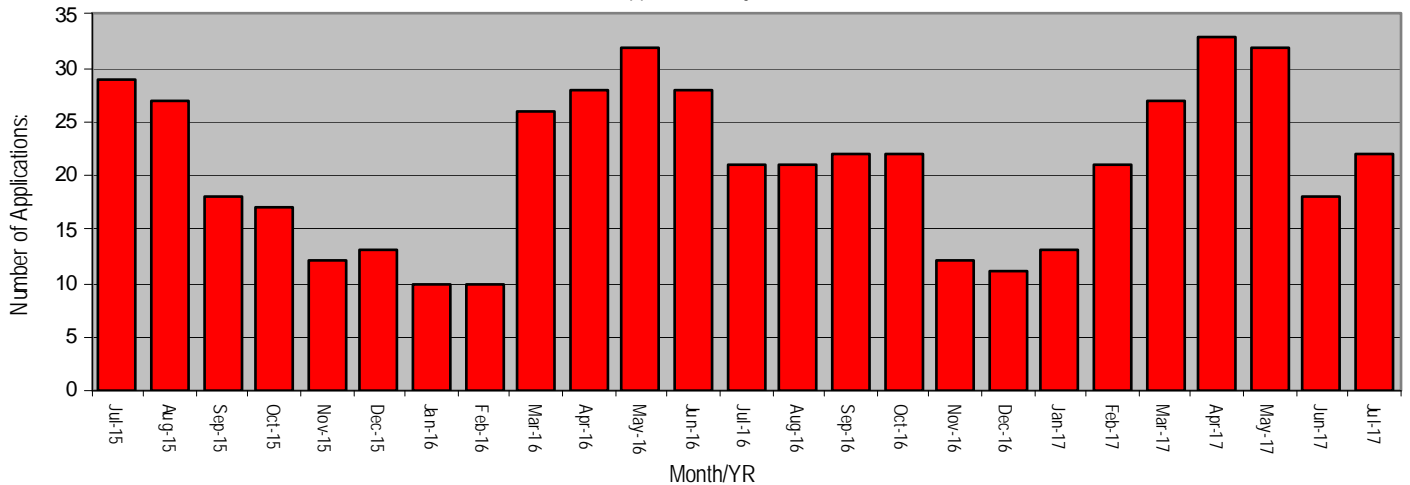
2 Plans Received
2 Plans Approved/Released
0 In-house Inspections
0 Contracted Inspections

HISTORICAL PERFORMANCE

Construction Value of Permits Issued by Month - 2 Year Trend*



Number of Permit Applications by Month - 2 Year Trend





DIVISION OF LAND DEVELOPMENT SERVICES

Monthly Report – June 2017

REPORT SUMMARY

Subdivision Plats Approved

0 Major
0 Minor
0 Total # of lots created

Construction Value – Issued

\$762,500.⁰⁰ Total

Fees Invoiced

\$1,220.⁰⁰ Land Use
\$431.⁶⁰ Building Codes
\$1,675.⁰⁰ ASCD
\$100.⁰⁰ MHBGF
\$3,426.⁶⁰ Total

Board of Zoning Appeals Cases

0 Applied
0 Denied
1 Approved
0 Canceled
1 Withdrawn

Floodplain Management

0 Plans Received
0 Plans Approved

Major Site Plans

0 Plans Received
2 Plans Approved

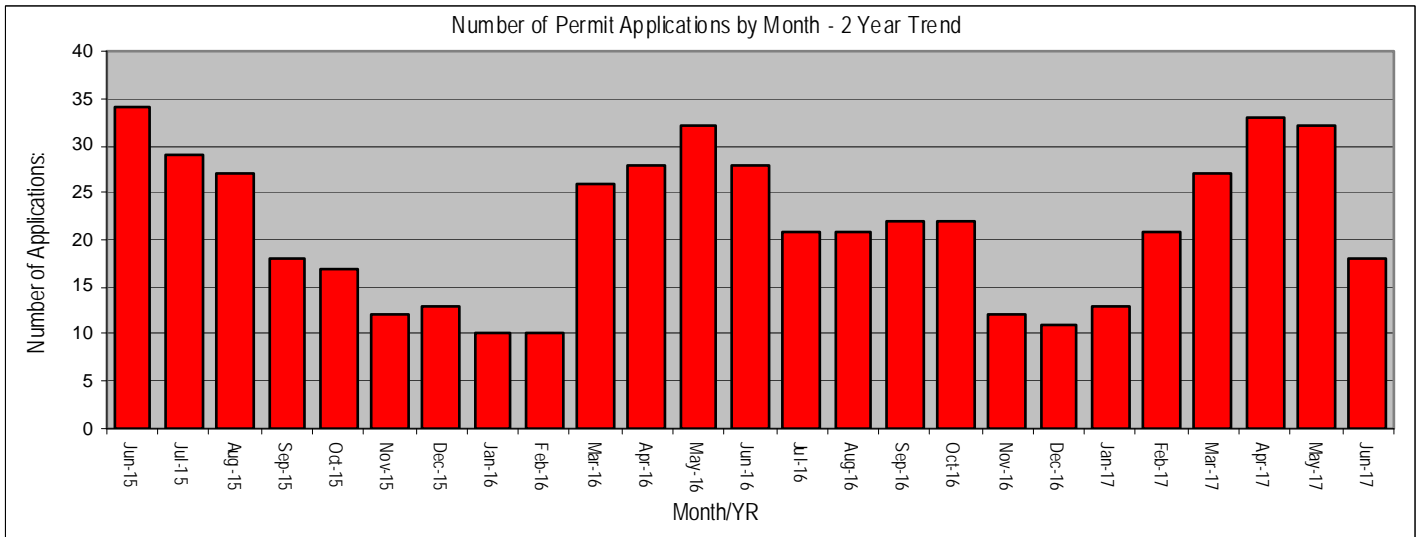
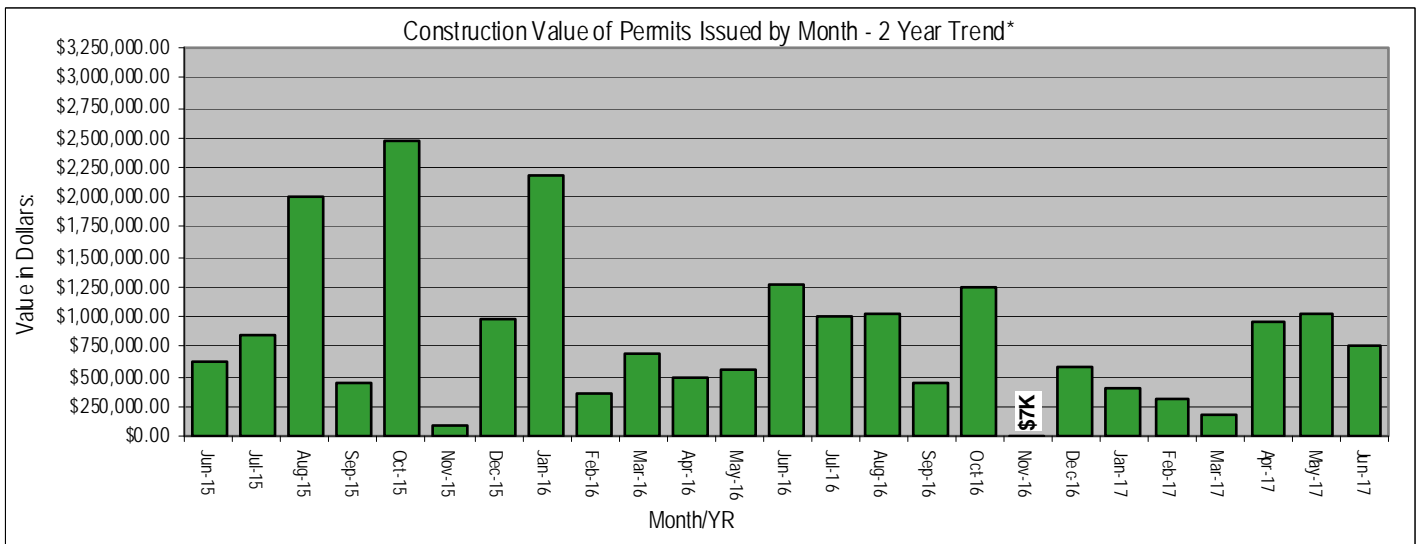
Land Use/Building Permits

18 Applied
9 Revised
24 Issued
0 Cancelled
1 Deadfiled
0 Expired
4 COs Issued

Building Codes Activity

6 Plans Received
5 Plans Approved/Released
0 In-house Inspections
0 Contracted Inspections

HISTORICAL PERFORMANCE





DIVISION OF LAND DEVELOPMENT SERVICES

Monthly Report – May 2017

REPORT SUMMARY

Subdivision Plats Approved

0 Major
2 Minor
2 Total # of lots created

Construction Value – Issued

\$1,022,300.⁰⁰ Total

Fees Invoiced

\$1,465.⁰⁰ Land Use
\$1,116.⁸³ Building Codes
\$1,756.⁰⁰ ASCD
\$250.⁰⁰ MHBGF
\$4,587.⁸³ Total

Board of Zoning Appeals Cases

1 Applied
0 Denied
0 Approved
0 Canceled
0 Abeyance

Floodplain Management

0 Plans Received
0 Plans Approved

Major Site Plans

2 Plans Received
0 Plans Approved

Land Use/Building Permits

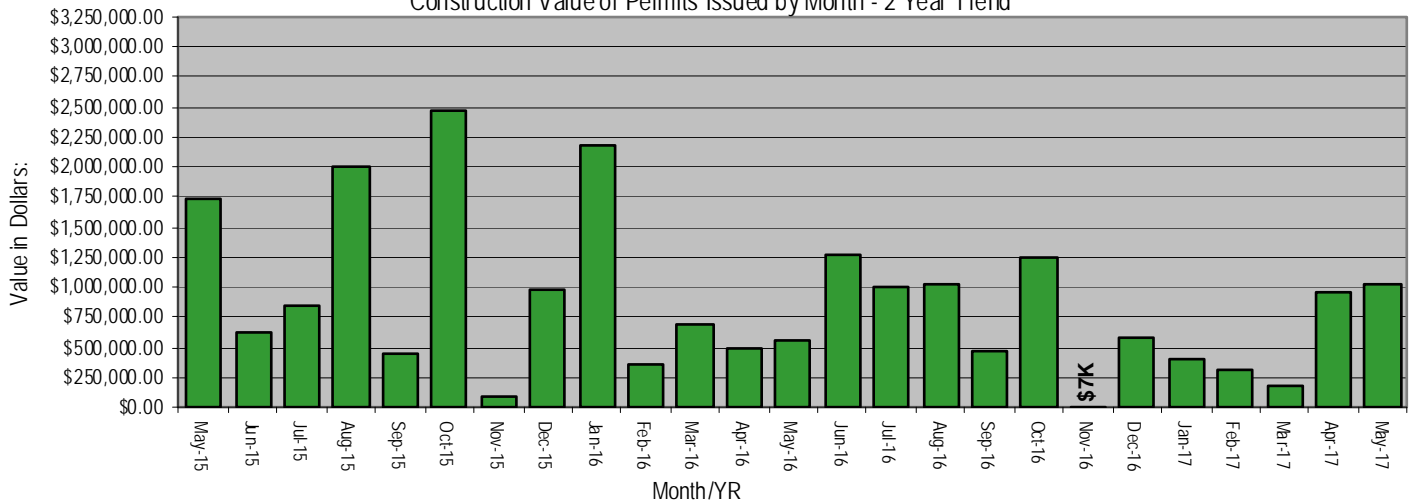
32 Applied
11 Revised
28 Issued
1 Cancelled
2 Deadfiled
0 Expired
2 COs Issued

Building Codes Activity

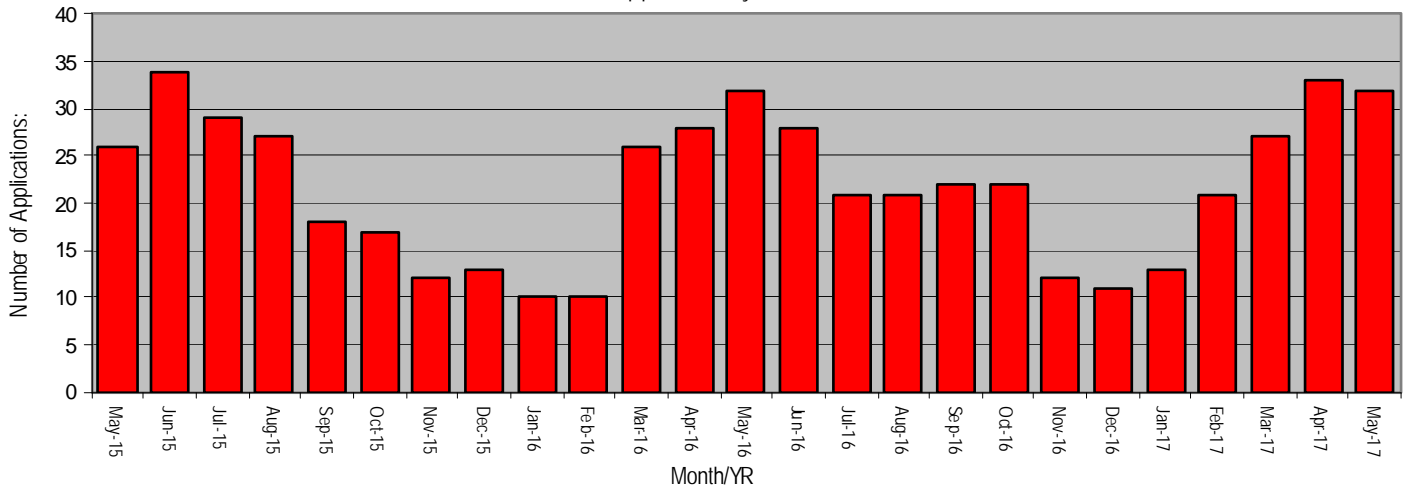
9 Plans Received
8 Plans Approved/Released
0 In-house Inspections
0 Contracted Inspections

HISTORICAL PERFORMANCE

Construction Value of Permits Issued by Month - 2 Year Trend*



Number of Permit Applications by Month - 2 Year Trend





DIVISION OF LAND DEVELOPMENT SERVICES

Monthly Report – April 2017

REPORT SUMMARY

Subdivision Plats Approved

0 Major
0 Minor
0 Total # of lots created

Construction Value – Issued

\$952,200.⁰⁰ Total

Fees Invoiced

\$1,275.⁰⁰ Land Use
\$992.⁶⁰ Building Codes
\$1,050.⁰⁰ ASCD
\$150.⁰⁰ MHBGF
\$3,467.⁶⁰ Total

Board of Zoning Appeals Cases

1 Applied
0 Denied
1 Approved
0 Canceled
0 Abeyance

Floodplain Management

0 Plans Received
1 Plans Approved

Major Site Plans

4 Plans Received
1 Plans Approved

Land Use/Building Permits

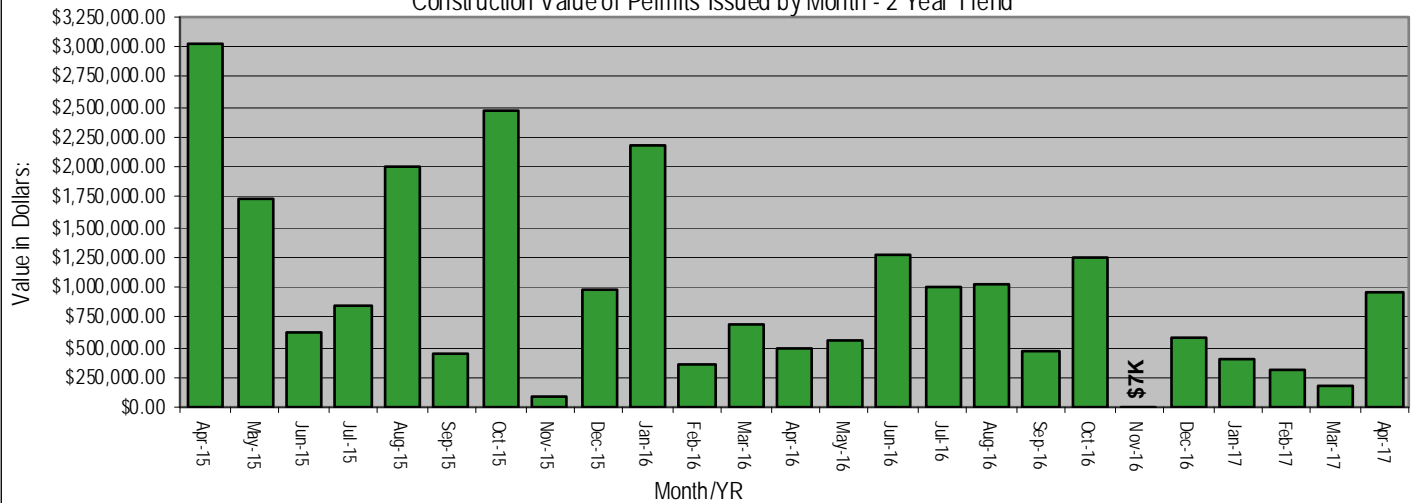
33 Applied
12 Revised
22 Issued
0 Cancelled
8 Deadfiled
1 Expired
3 COs Issued

Building Codes Activity

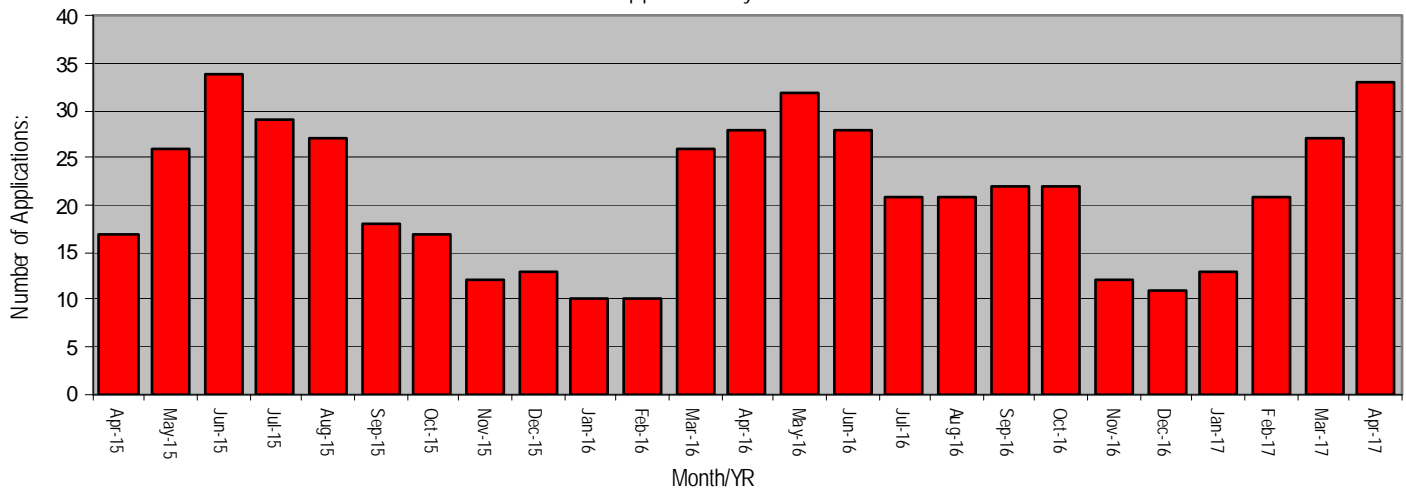
7 Plans Received
5 Plans Approved/Released
0 In-house Inspections
0 Contracted Inspections

HISTORICAL PERFORMANCE

Construction Value of Permits Issued by Month - 2 Year Trend*



Number of Permit Applications by Month - 2 Year Trend





DIVISION OF LAND DEVELOPMENT SERVICES

Monthly Report – March 2017

REPORT SUMMARY

Subdivision Plats Approved

0 Major
0 Minor
0 Total # of lots created

Construction Value – Issued

\$183,700.⁰⁰ Total

Fees Invoiced

\$920.⁰⁰ Land Use
\$475.⁰⁰ Building Codes
\$1,464.⁵⁰ ASCD
\$0.⁰⁰ MHBGF
\$2,859.⁵⁰ Total

Board of Zoning Appeals Cases

1 Applied
0 Denied
0 Approved
0 Canceled
0 Abeyance

Floodplain Management

0 Plans Received
0 Plans Approved

Major Site Plans

0 Plans Received
0 Plans Approved

Land Use/Building Permits

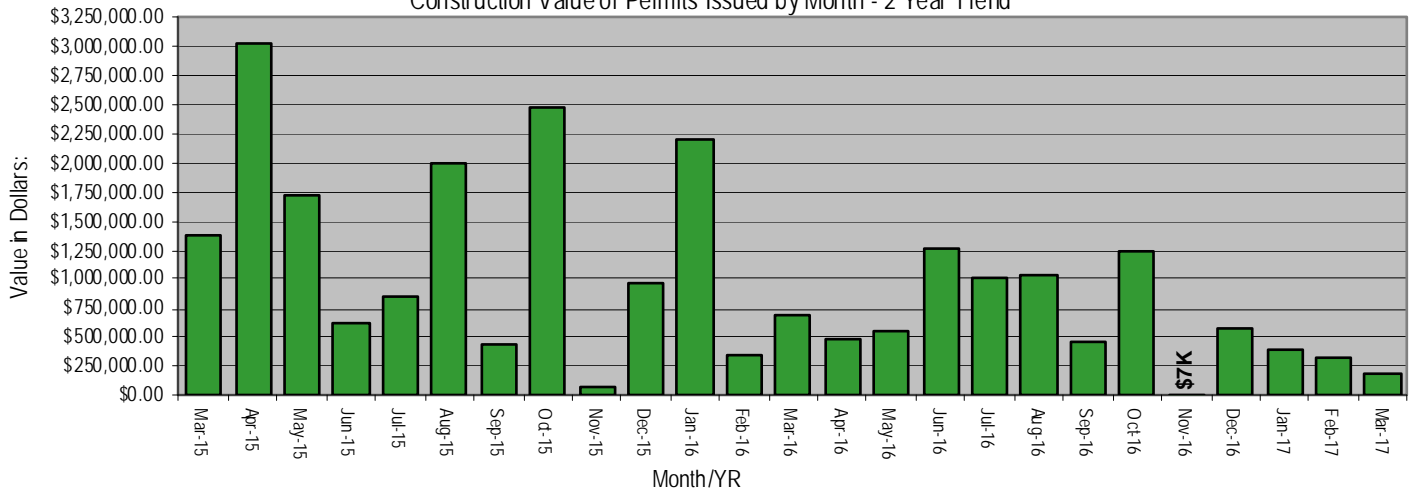
27 Applied
9 Revised
25 Issued
1 Cancelled
4 Deadfiled
1 Denied
1 COs Issued

Building Codes Activity

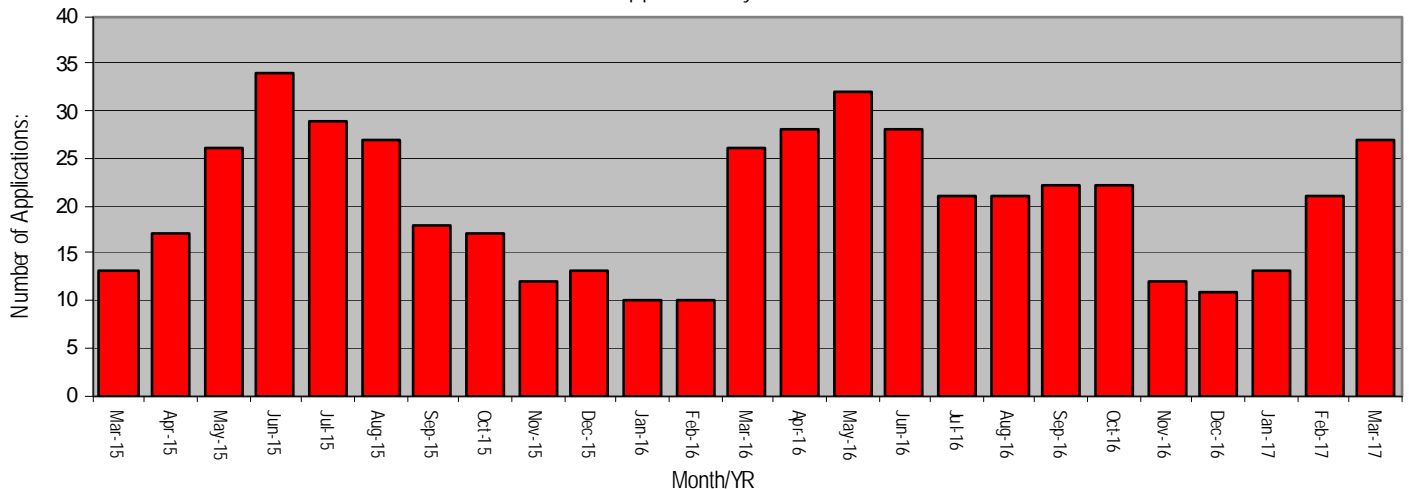
4 Plans Received
5 Plans Approved/Released
0 In-house Inspections
0 Contracted Inspections

HISTORICAL PERFORMANCE

Construction Value of Permits Issued by Month - 2 Year Trend*



Number of Permit Applications by Month - 2 Year Trend





DIVISION OF LAND DEVELOPMENT SERVICES

Monthly Report – February 2017

REPORT SUMMARY

Subdivision Plats Approved

0 Major
3 Minor
4 Total # of lots created

Construction Value – Issued

\$319,000.00 Total

Fees Invoiced

\$550.00 Land Use
\$409.80 Building Codes
\$550.00 ASCD
\$100.00 MHBGF
\$1,609.80 Total

Board of Zoning Appeals Cases

0 Applied
0 Denied
0 Approved
0 Canceled
0 Abeyance

Floodplain Management

0 Plans Received
0 Plans Approved

Major Site Plans

3 Plans Received
0 Plans Approved

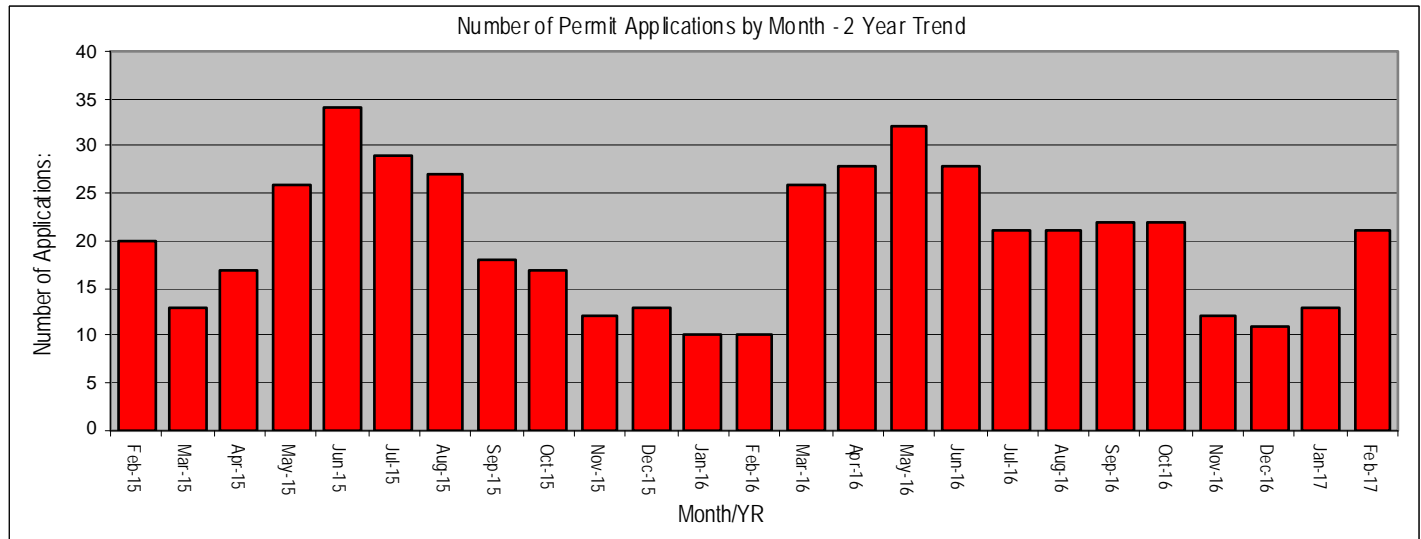
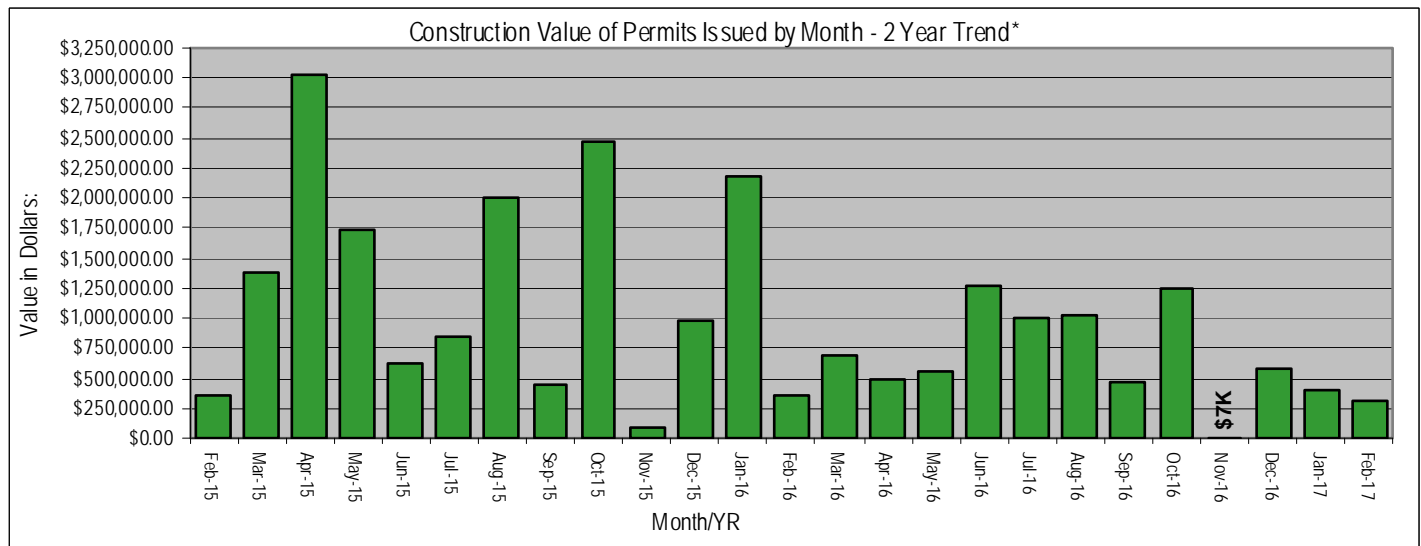
Land Use/Building Permits

21 Applied
9 Revised
12 Issued
1 Cancelled
1 Deadfiled
0 Denied
2 COs Issued

Building Codes Activity

4 Plans Received
3 Plans Approved/Released
0 In-house Inspections
0 Contracted Inspections

HISTORICAL PERFORMANCE





DIVISION OF LAND DEVELOPMENT SERVICES

Monthly Report – January 2017

REPORT SUMMARY

Subdivision Plats Approved

0 Major
0 Minor
0 Total # of lots created

Construction Value – Issued

\$403,500.⁰⁰ Total

Fees Invoiced

\$280.⁰⁰ Land Use
\$270.²⁰ Building Codes
\$512.⁰⁰ ASCD
\$50.⁰⁰ MHBGF
\$1,112.²⁰ Total

Board of Zoning Appeals Cases

0 Applied
0 Denied
1 Approved
0 Canceled
0 Abeyance

Floodplain Management

1 Plans Received
0 Plans Approved

Major Site Plans

4 Plans Received
0 Plans Approved

Land Use/Building Permits

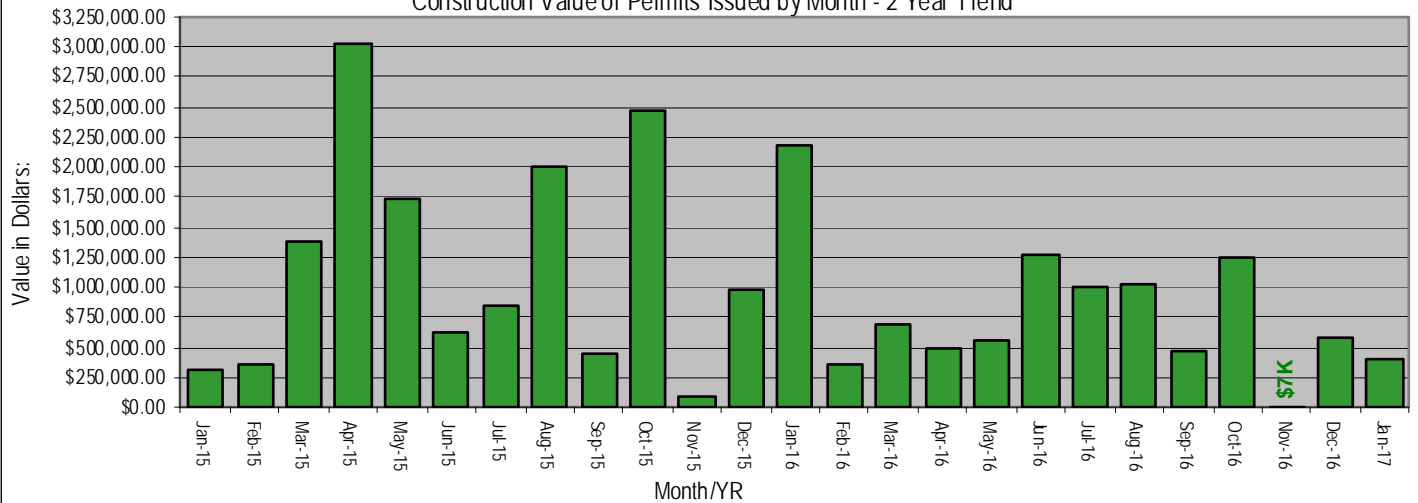
13 Applied
6 Revised
11 Issued
0 Cancelled
4 Deadfiled
1 Denied
2 COs Issued

Building Codes Activity

1 Plans Received
1 Plans Approved/Released
0 In-house Inspections
0 Contracted Inspections

HISTORICAL PERFORMANCE

Construction Value of Permits Issued by Month - 2 Year Trend*



Number of Permit Applications by Month - 2 Year Trend

