



DIVISION OF LAND DEVELOPMENT SERVICES

Monthly Report –December 2013

REPORT SUMMARY

Subdivision Plats Approved

0 Major
2 Minor
2 Total # of lots created

Construction Value – Issued

\$2,319,970.⁰⁰ Total

Fees Invoiced

\$1,525.⁰⁰ Land Use
\$3,202.³⁰ Building Codes
\$1,632.⁵⁰ ASCD
\$50.⁰⁰ MHBGF
\$6,409.⁸⁰ Total

Board of Zoning Appeals Cases

0 Applied
1 Denied
0 Approved
0 Canceled
0 Dismissed

Floodplain Management

0 Plans Received
0 Plans Approved

Major Site Plans

3 Plans Received
0 Plans Approved

Land Use/Building Permits

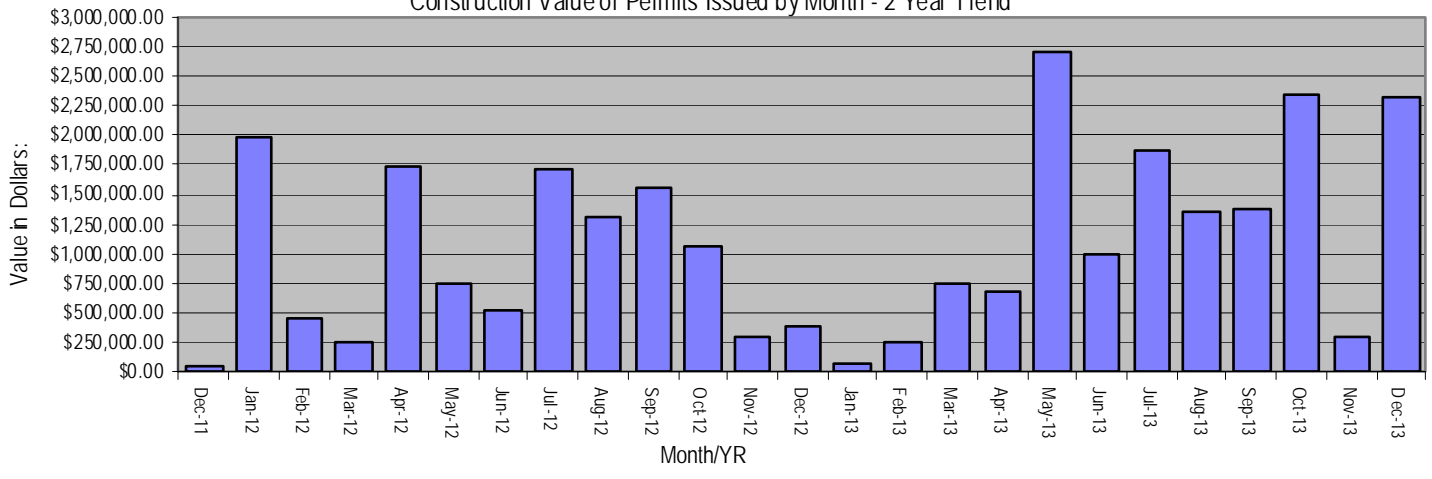
12 Applied
1 Revised/Amended
15 Issued
1 Cancelled/Expired
0 Deadfiled
1 Denied
5 COs Issued

Building Codes Activity

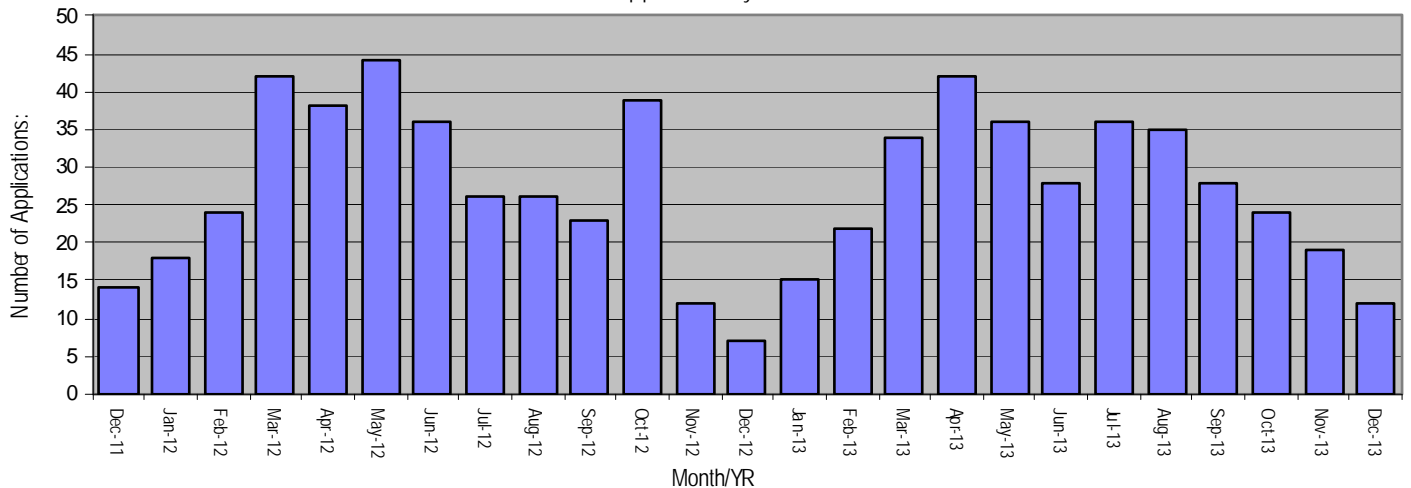
1 Plans Received
2 Plans Approved/Released
0 In-house Inspections
0 Contracted Inspections

HISTORICAL PERFORMANCE

Construction Value of Permits Issued by Month - 2 Year Trend*



Number of Permit Applications by Month - 2 Year Trend





DIVISION OF LAND DEVELOPMENT SERVICES

Monthly Report – November 2013

REPORT SUMMARY

Subdivision Plats Approved

0 Major
 1 Minor
 1 Total # of lots created

Construction Value – Issued

\$292,260.⁰⁰ Total

Fees Invoiced

\$700.⁰⁰ Land Use
\$519.⁸⁰ Building Codes
\$749.⁵⁰ ASCD
\$100.⁰⁰ MHBGF
\$2,069.³⁰ Total

Board of Zoning Appeals Cases

1 Applied
 1 Denied
 0 Approved
 0 Canceled
 0 Dismissed

Floodplain Management

0 Plans Received
 1 Plans Approved

Major Site Plans

5 Plans Received
 0 Plans Approved

Land Use/Building Permits

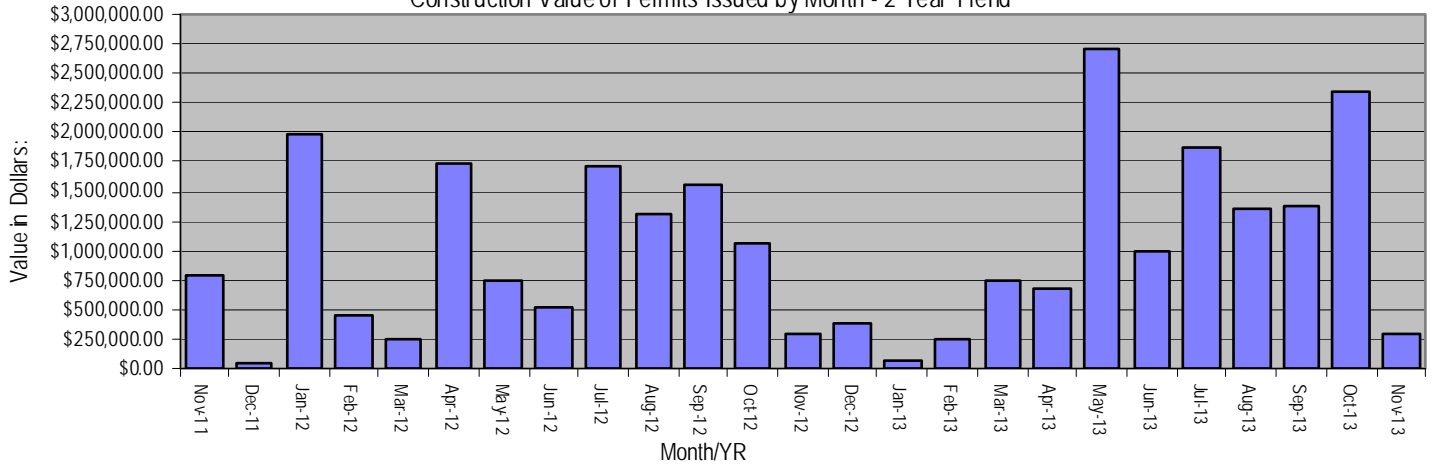
19 Applied
 2 Revised/Amended
 11 Issued
 0 Cancelled/Expired
 1 Deadfiled
 0 Denied
 3 COs Issued

Building Codes Activity

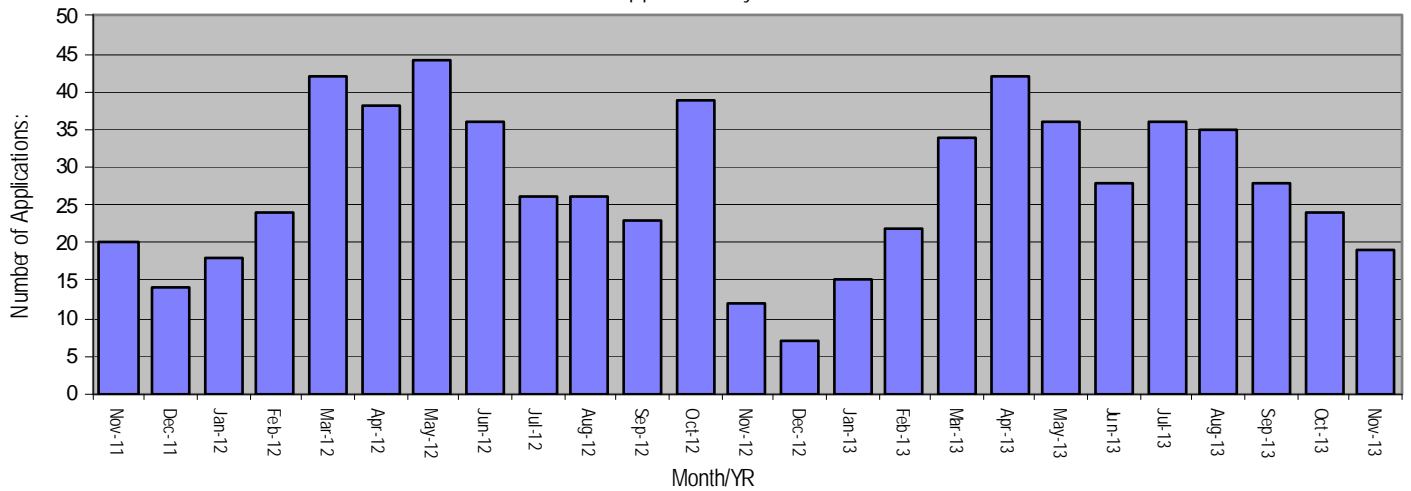
3 Plans Received
 3 Plans Approved/Released
 0 In-house Inspections
 0 Contracted Inspections

HISTORICAL PERFORMANCE

Construction Value of Permits Issued by Month - 2 Year Trend*



Number of Permit Applications by Month - 2 Year Trend





DIVISION OF LAND DEVELOPMENT SERVICES

Monthly Report – October 2013

REPORT SUMMARY

Subdivision Plats Approved

0 Major
 2 Minor
 11 Total # of lots created

Construction Value – Issued

\$2,334,200.⁰⁰ Total

Fees Invoiced

\$5,220.⁰⁰ Land Use
\$742.⁴⁵ Building Codes
\$1,770.⁰⁰ ASCD
\$100.⁰⁰ MHBGF
\$7,832.⁴⁵ Total

Board of Zoning Appeals Cases

0 Applied
 0 Denied
 0 Approved
 0 Canceled
 0 Dismissed

Floodplain Management

1 Plans Received
 0 Plans Approved

Major Site Plans

2 Plans Received
 1 Plans Approved

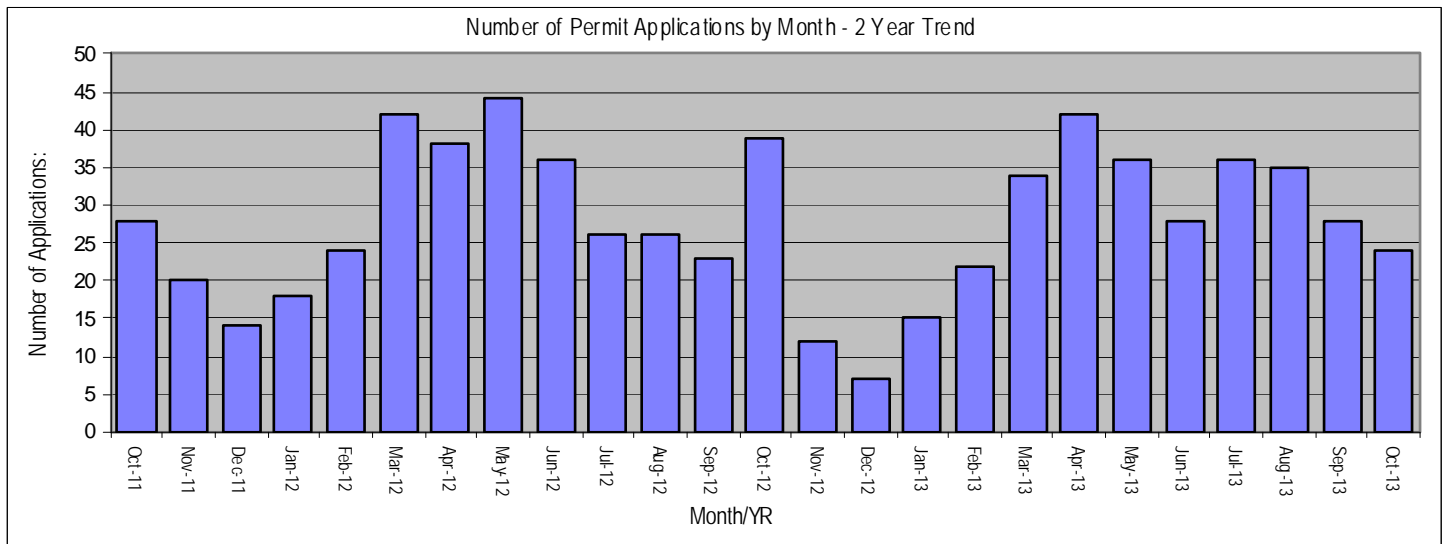
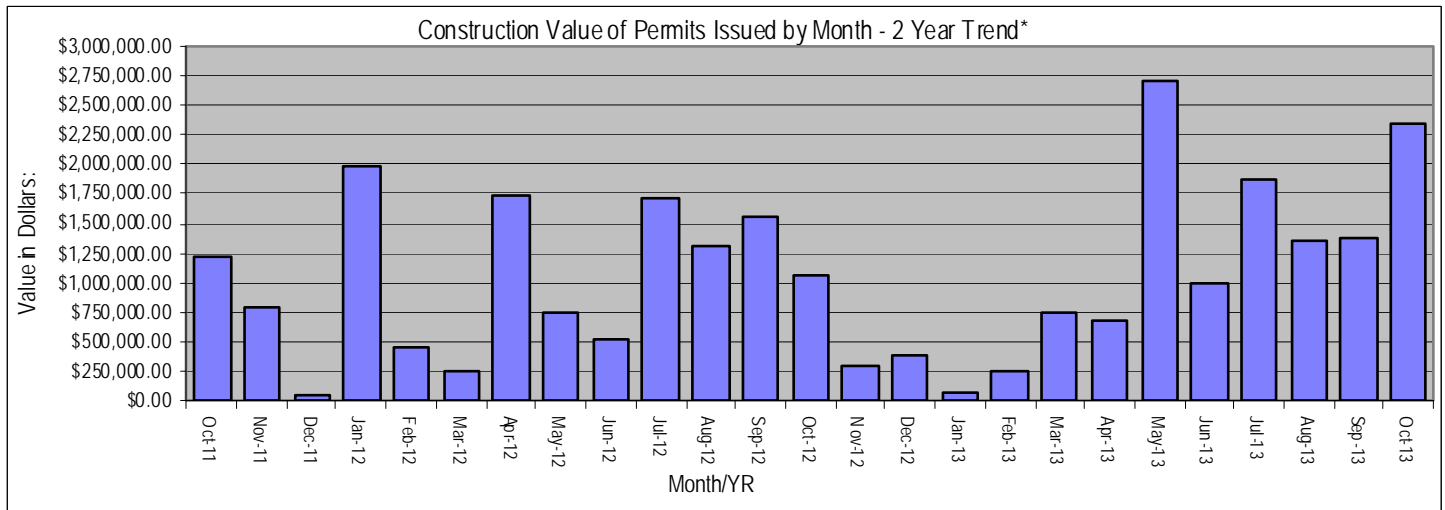
Land Use/Building Permits

24 Applied
 2 Revised/Amended
 24 Issued
 1 Cancelled/Expired
 0 Deadfiled
 1 Denied
 3 COs Issued

Building Codes Activity

5 Plans Received
 5 Plans Approved/Released
 0 In-house Inspections
 0 Contracted Inspections

HISTORICAL PERFORMANCE





DIVISION OF LAND DEVELOPMENT SERVICES

Monthly Report – September 2013

REPORT SUMMARY

Subdivision Plats Approved

0 Major
2 Minor
2 Total # of lots created

Construction Value – Issued

\$1,368,800.00 Total

Fees Invoiced

\$1,950.00 Land Use
\$730.90 Building Codes
\$1,200.00 ASCD
\$100.00 MHBGF
\$3,980.90 Total

Board of Zoning Appeals Cases

1 Applied
0 Denied
1 Approved
0 Canceled
0 Dismissed

Floodplain Management

1 Plans Received
0 Plans Approved

Major Site Plans

5 Plans Received
2 Plans Approved

Land Use/Building Permits

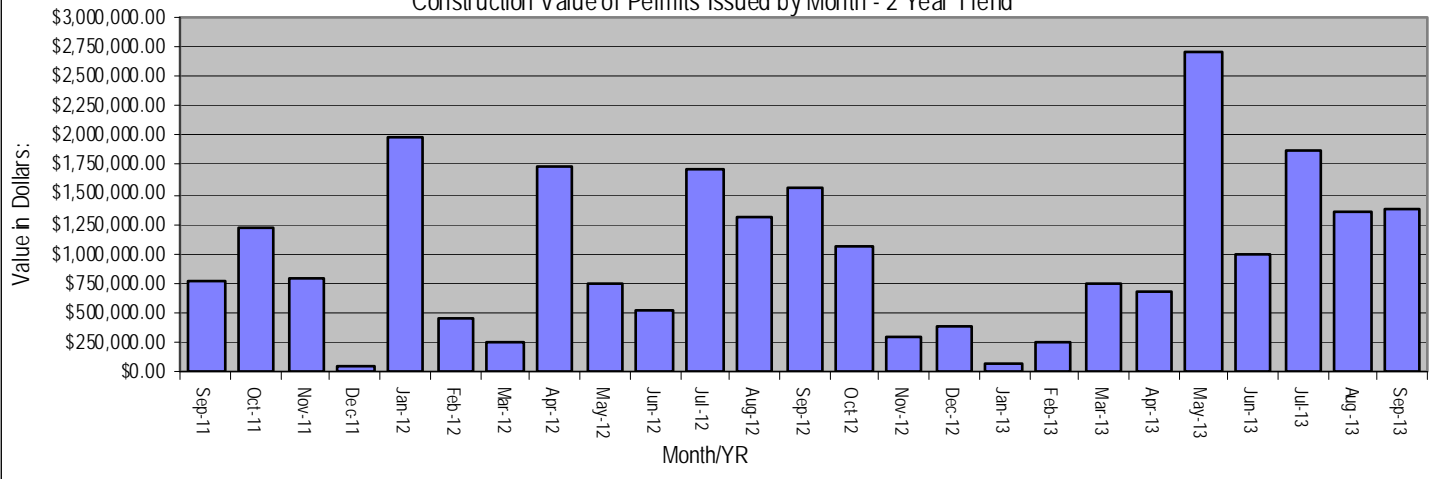
28 Applied
3 Revised/Amended
26 Issued
0 Cancelled/Expired
1 Deadfiled
0 Denied
6 COs Issued

Building Codes Activity

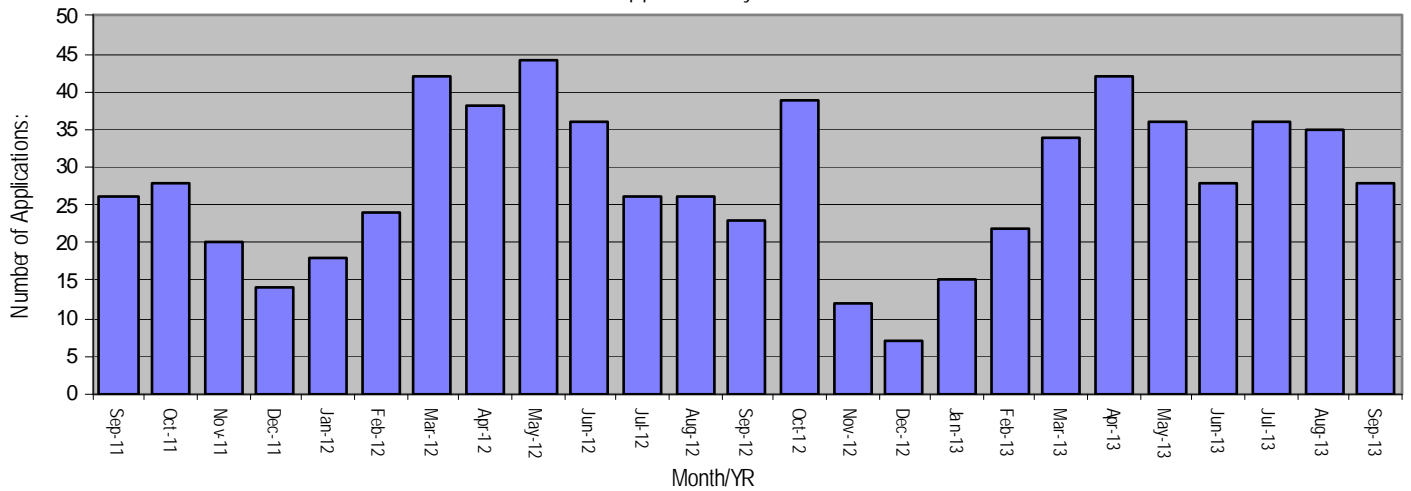
3 Plans Received
4 Plans Approved/Released
0 In-house Inspections
0 Contracted Inspections

HISTORICAL PERFORMANCE

Construction Value of Permits Issued by Month - 2 Year Trend*



Number of Permit Applications by Month - 2 Year Trend





DIVISION OF LAND DEVELOPMENT SERVICES

Monthly Report – August 2013

REPORT SUMMARY

Subdivision Plats Approved

0 Major
0 Minor
0 Total # of lots created

Construction Value – Issued

\$1,355,400.⁰⁰ Total

Fees Invoiced

\$5,045.⁰⁰ Land Use
\$1,080.⁷⁵ Building Codes
\$1,847.⁵⁰ ASCD
\$250.⁰⁰ MHBGF
\$8,223.²⁵ Total

Board of Zoning Appeals Cases

0 Applied
0 Denied
0 Approved
0 Canceled
0 Dismissed

Floodplain Management

1 Plans Received
1 Plans Approved

Major Site Plans

2 Plans Received
1 Plans Approved

Land Use/Building Permits

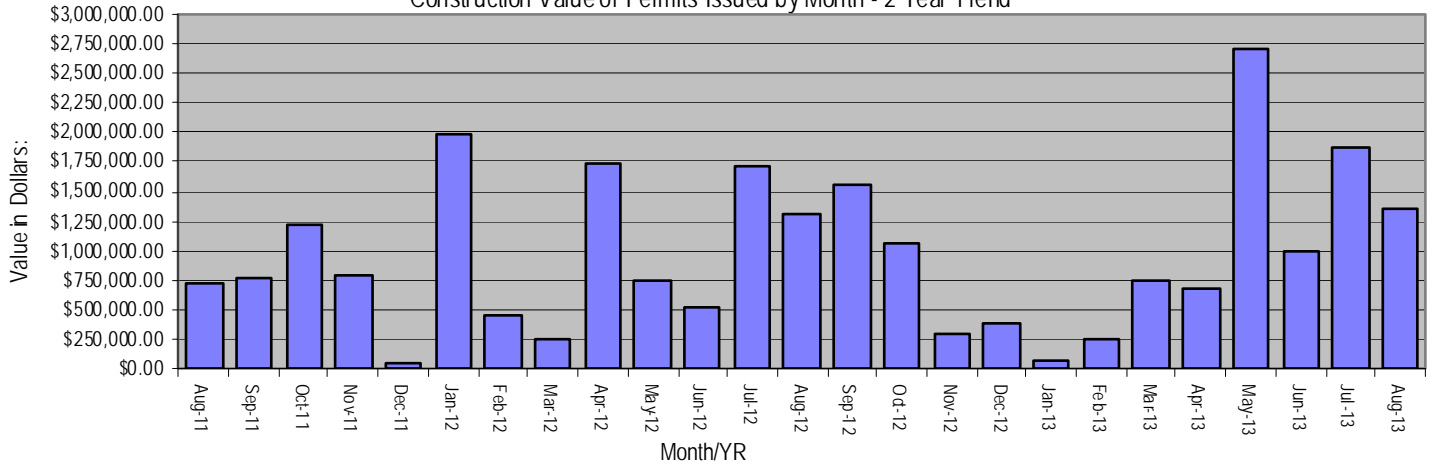
35 Applied
4 Revised/Amended
38 Issued
2 Cancelled/Expired
0 Deadfiled
0 Denied
8 COs Issued

Building Codes Activity

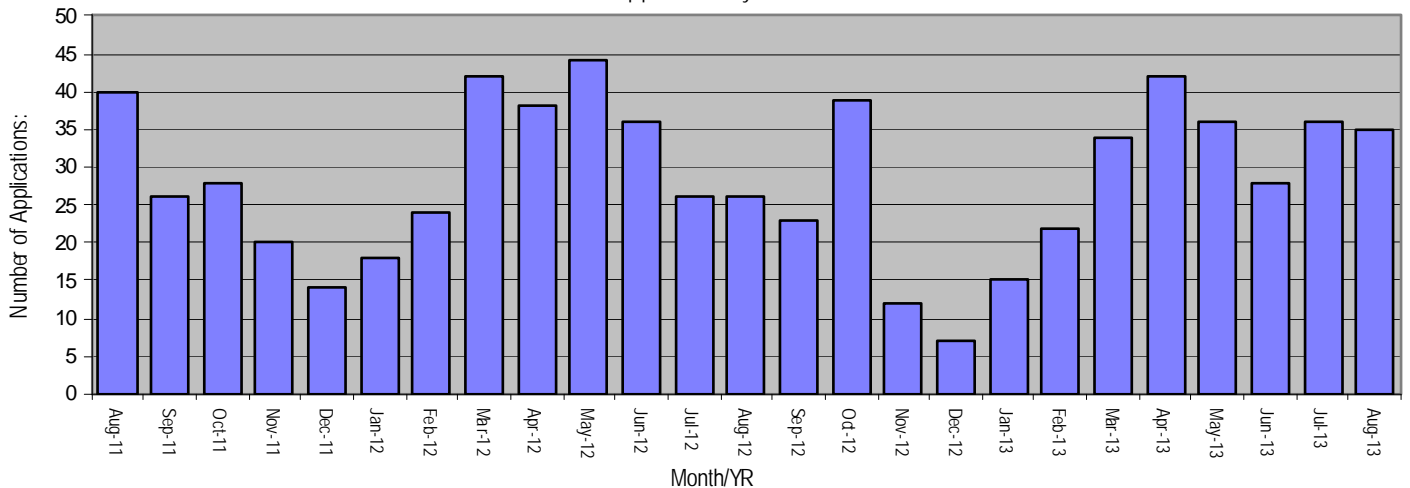
6 Plans Received
5 Plans Approved/Released
0 In-house Inspections
0 Contracted Inspections

HISTORICAL PERFORMANCE

Construction Value of Permits Issued by Month - 2 Year Trend*



Number of Permit Applications by Month - 2 Year Trend





DIVISION OF LAND DEVELOPMENT SERVICES

Monthly Report – July 2013

REPORT SUMMARY

Subdivision Plats Approved

0 Major
3 Minor
5 Total # of lots created

Construction Value – Issued

\$1,875,795.⁰⁰ Total

Fees Invoiced

\$1,850.⁰⁰ Land Use
\$1,552.⁵⁰ Building Codes
\$1,892.⁵⁰ ASCD
\$200.⁰⁰ MHBGF
\$5,495.⁰⁰ Total

Board of Zoning Appeals Cases

1 Applied
0 Denied
0 Approved
0 Canceled
0 Dismissed

Floodplain Management

1 Plans Received
0 Plans Approved

Major Site Plans

2 Plans Received
1 Plans Approved

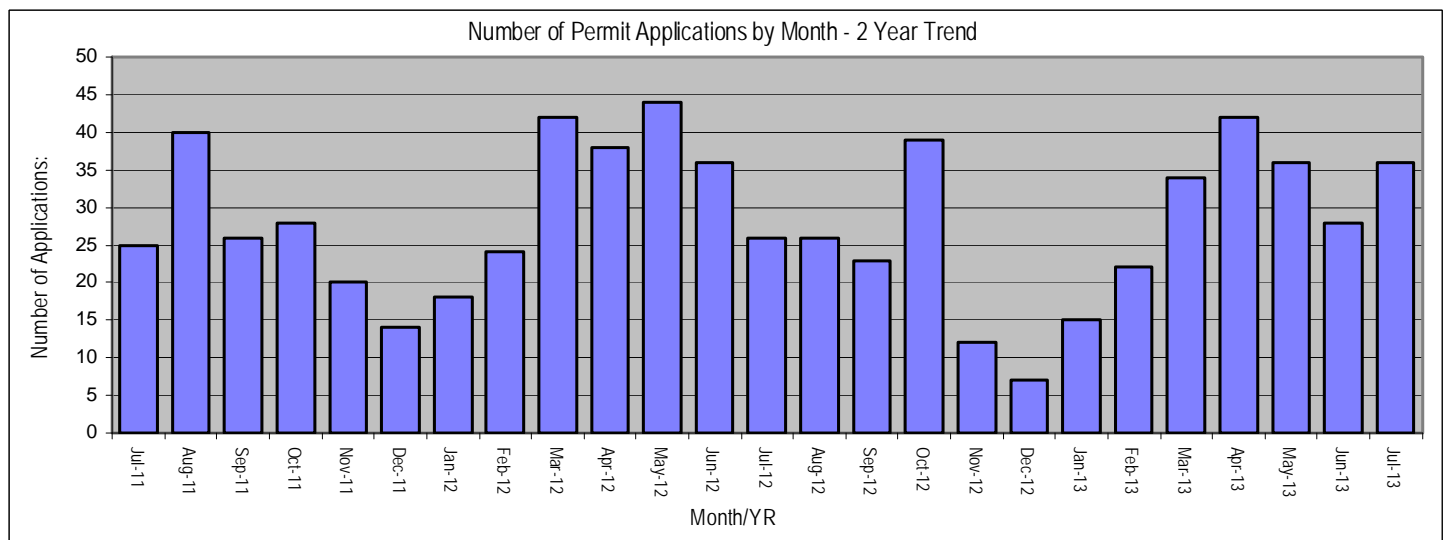
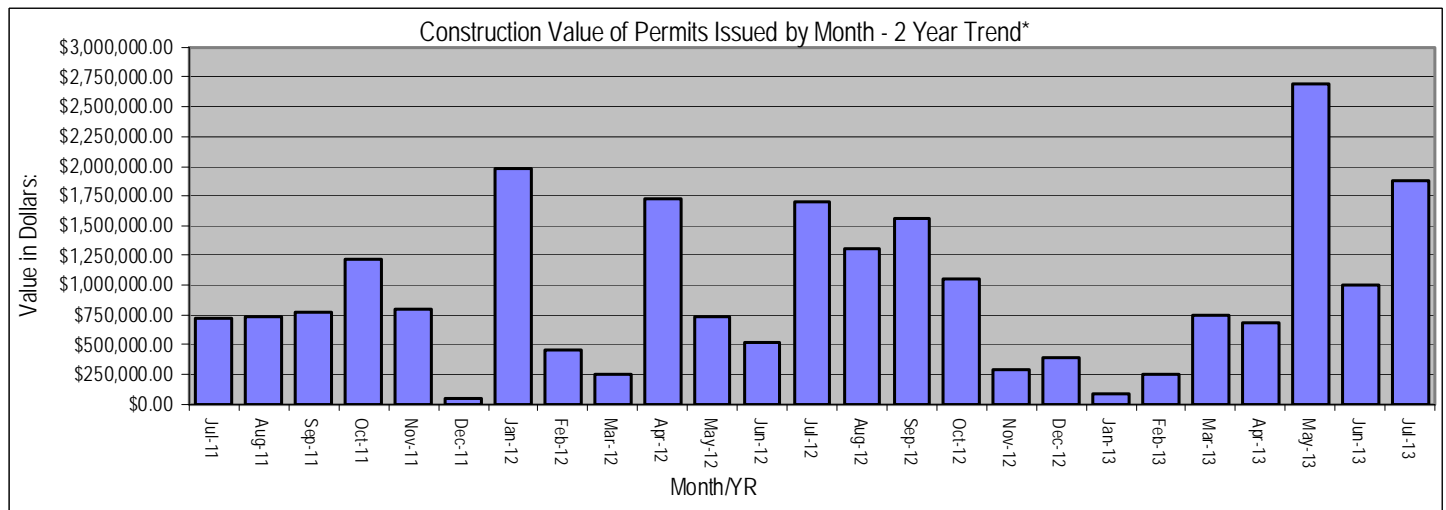
Land Use/Building Permits

36 Applied
4 Revised/Amended
28 Issued
0 Cancelled/Expired
0 Deadfiled
0 Denied
5 COs Issued

Building Codes Activity

6 Plans Received
6 Plans Approved/Released
0 In-house Inspections
0 Contracted Inspections

HISTORICAL PERFORMANCE





DIVISION OF LAND DEVELOPMENT SERVICES

Monthly Report – June 2013

REPORT SUMMARY

Subdivision Plats Approved

0 Major
3 Minor
5 Total # of lots created

Construction Value – Issued

\$1,002,850.⁰⁰ Total

Fees Invoiced

\$2,383.⁵⁸ Land Use
\$453.⁰⁰ Building Codes
\$2,903.⁵⁰ ASCD
\$50.⁰⁰ MHBGF
\$5,790.⁰⁸ Total

Board of Zoning Appeals Cases

0 Applied
0 Denied
3 Approved
0 Canceled
0 Dismissed

Floodplain Management

1 Plans Received
0 Plans Approved

Major Site Plans

1 Plans Received
3 Plans Approved

Land Use/Building Permits

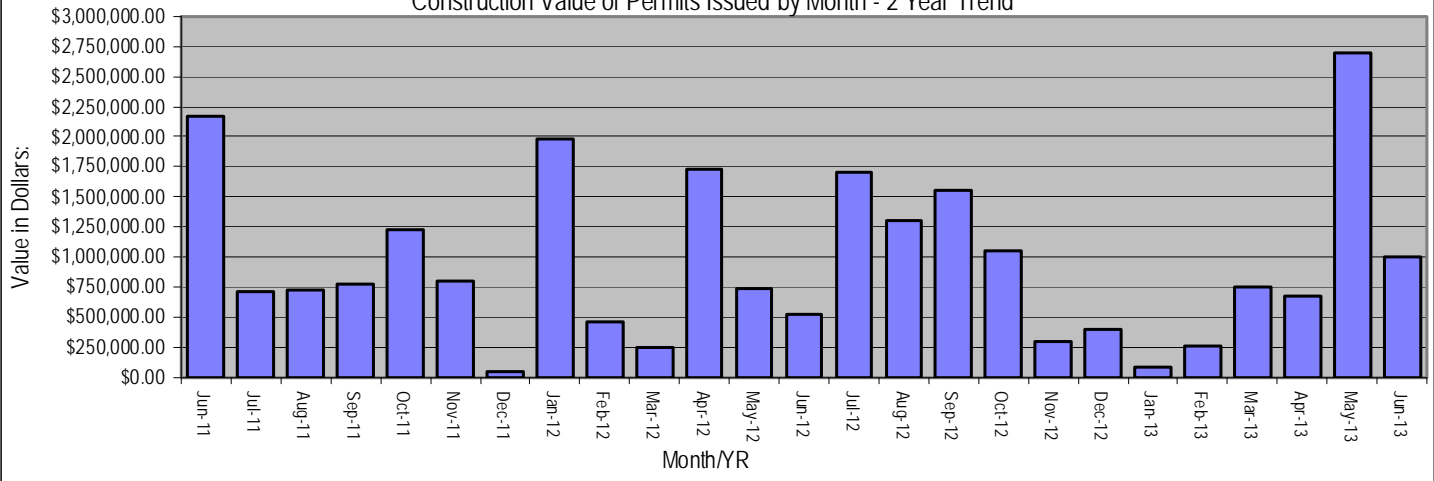
28 Applied
17 Revised/Amended
28 Issued
0 Cancelled/Expired
0 Deadfiled
0 Denied
4 COs Issued

Building Codes Activity

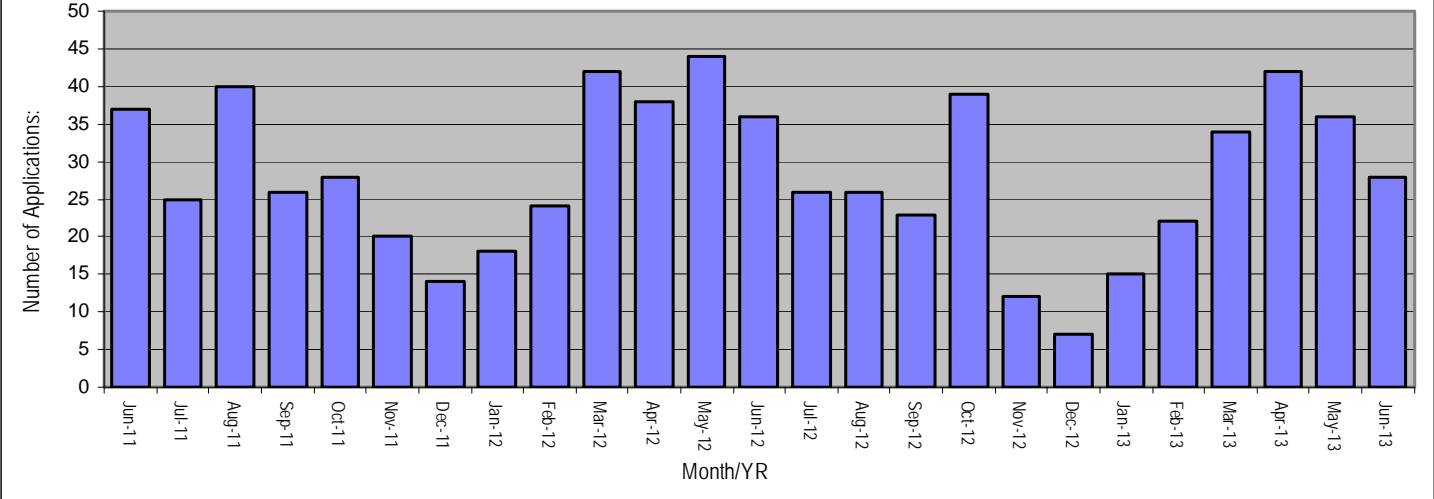
7 Plans Received
8 Plans Approved/Released
0 In-house Inspections
0 Contracted Inspections

HISTORICAL PERFORMANCE

Construction Value of Permits Issued by Month - 2 Year Trend*



Number of Permit Applications by Month - 2 Year Trend





DIVISION OF LAND DEVELOPMENT SERVICES

Monthly Report – May 2013

REPORT SUMMARY

Subdivision Plats Approved

0 Major
2 Minor
2 Total # of lots created

Construction Value – Issued

\$2,692,300.⁰⁰ Total

Fees Invoiced

\$3,197.⁵⁰ Land Use
\$1,651.⁰⁷ Building Codes
\$2,161.⁵⁰ ASCD
\$200.⁰⁰ MHBGF
\$7,210.⁰⁷ Total

Board of Zoning Appeals Cases

2 Applied
0 Denied
1 Approved
0 Canceled
0 Dismissed

Floodplain Management

0 Plans Received
0 Plans Approved

Major Site Plans

0 Plans Received
2 Plans Approved

Land Use/Building Permits

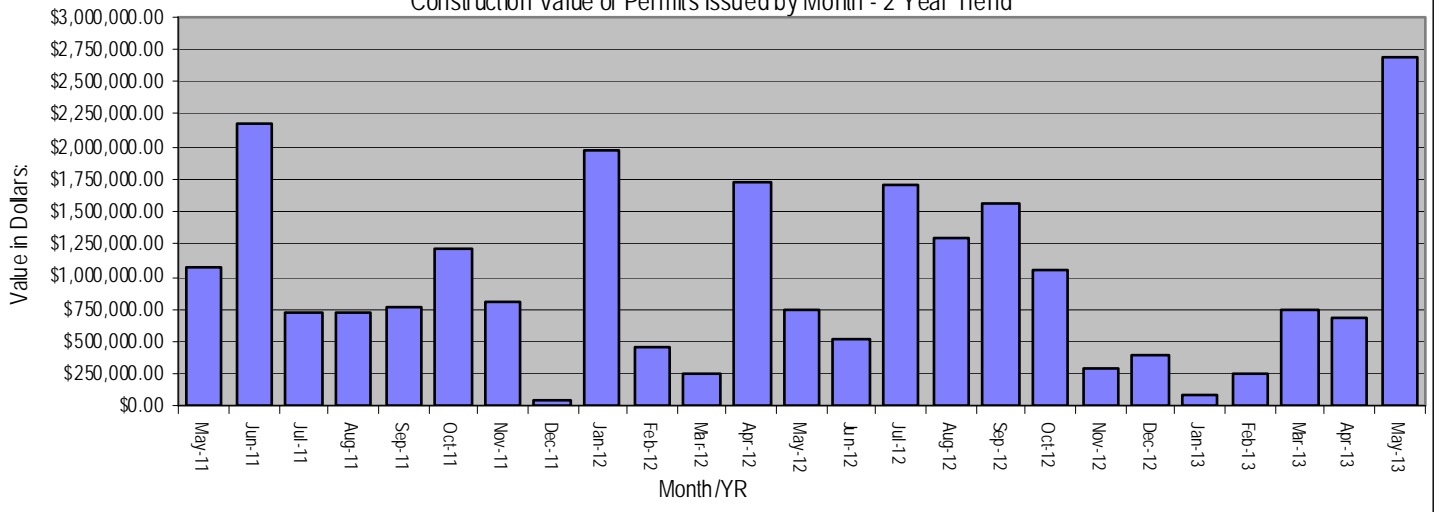
36 Applied
4 Revised/Amended
40 Issued
6 Cancelled/Expired
3 Deadfiled
0 Denied
4 COs Issued

Building Codes Activity

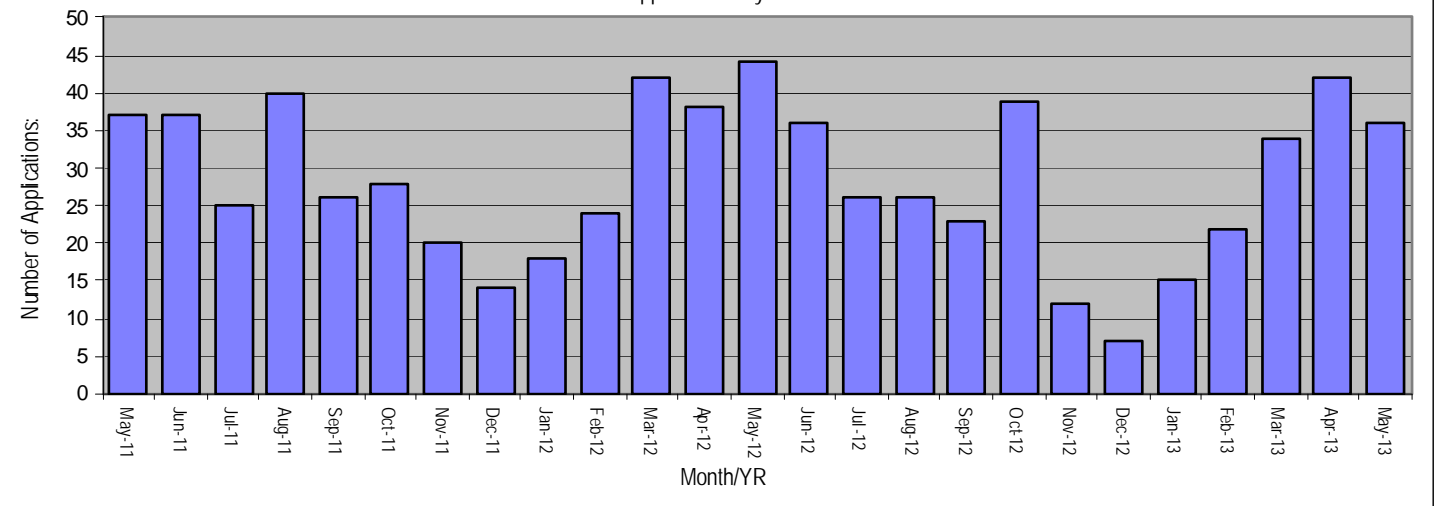
12 Plans Received
11 Plans Approved/Released
0 In-house Inspections
0 Contracted Inspections

HISTORICAL PERFORMANCE

Construction Value of Permits Issued by Month - 2 Year Trend*



Number of Permit Applications by Month - 2 Year Trend





DIVISION OF LAND DEVELOPMENT SERVICES

Monthly Report – April 2013

REPORT SUMMARY

Subdivision Plats Approved

0 Major
 2 Minor
 *6 Total # of lots created

Construction Value – Issued

\$680,475.⁰⁰ Total

Fees Invoiced

\$5,649.⁶³ Land Use
\$673.⁶⁸ Building Codes
\$3,384.⁵⁰ ASCD
\$200.⁰⁰ MHBGF
\$9,907.⁸¹ Total

Board of Zoning Appeals Cases

1 Applied
 0 Denied
 0 Approved
 0 Canceled
 0 Dismissed

Floodplain Management

0 Plans Received
 0 Plans Approved

Major Site Plans

4 Plans Received
 3 Plans Approved

Land Use/Building Permits

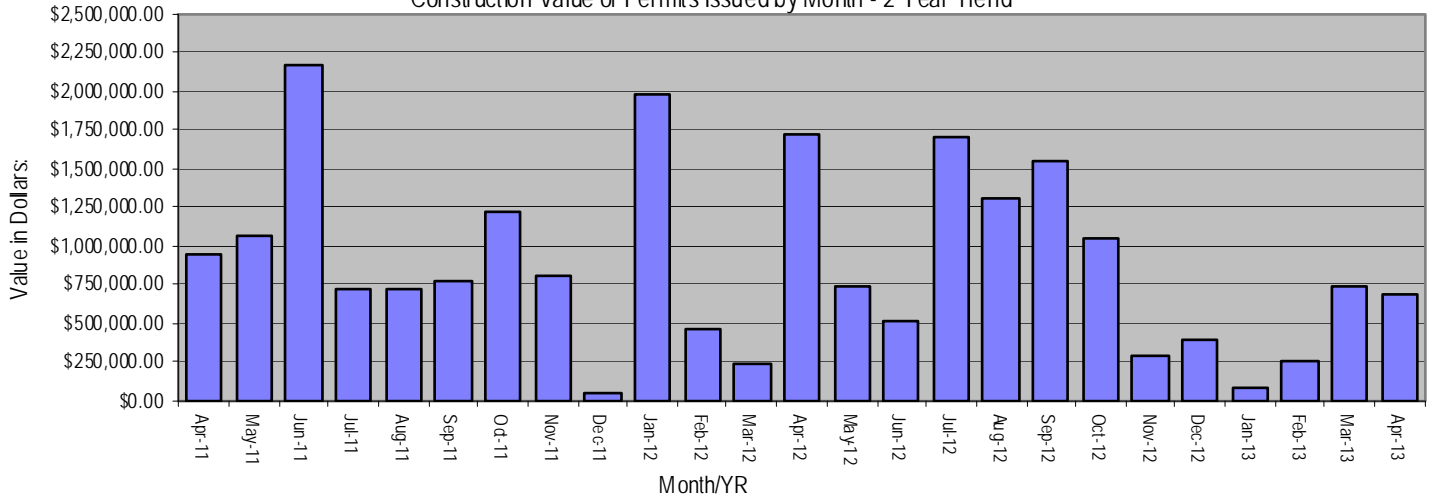
42 Applied
 1 Revised/Amended
 32 Issued
 0 Cancelled/Expired
 2 Deadfiled
 0 Denied
 3 COs Issued

Building Codes Activity

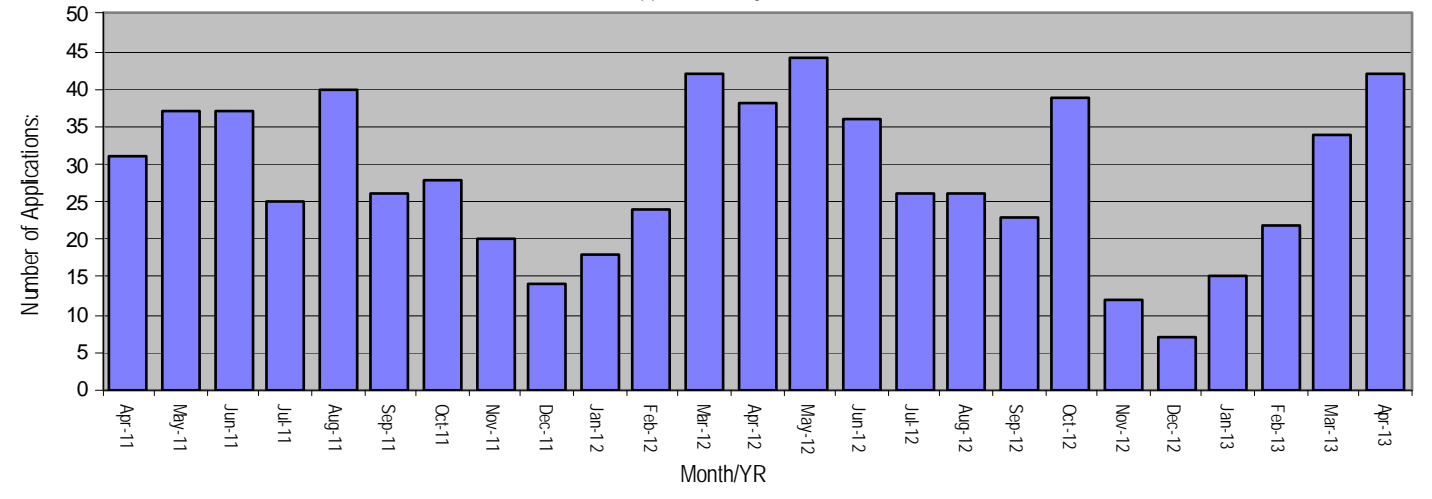
7 Plans Received
 7 Plans Approved/Released
 0 In-house Inspections
 0 Contracted Inspections

HISTORICAL PERFORMANCE

Construction Value of Permits Issued by Month - 2 Year Trend*



Number of Permit Applications by Month - 2 Year Trend



* one lot created w/in Town of Westport not included on this Report



DIVISION OF LAND DEVELOPMENT SERVICES

Monthly Report – March 2013

REPORT SUMMARY

Subdivision Plats Approved

0 Major
1 Minor
2 Total # of lots created

Construction Value – Issued

\$746,612.⁰⁰ Total

Fees Invoiced

\$4,430.⁰⁰ Land Use
\$905.²⁹ Building Codes
\$1,985.⁵⁰ ASCD
\$150.⁰⁰ MHBGF
\$7,470.⁷⁹ Total

Board of Zoning Appeals Cases

1 Applied
0 Denied
0 Approved
0 Canceled
0 Dismissed

Floodplain Management

0 Plans Received
0 Plans Approved

Major Site Plans

8 Plans Received
3 Plans Approved

Land Use/Building Permits

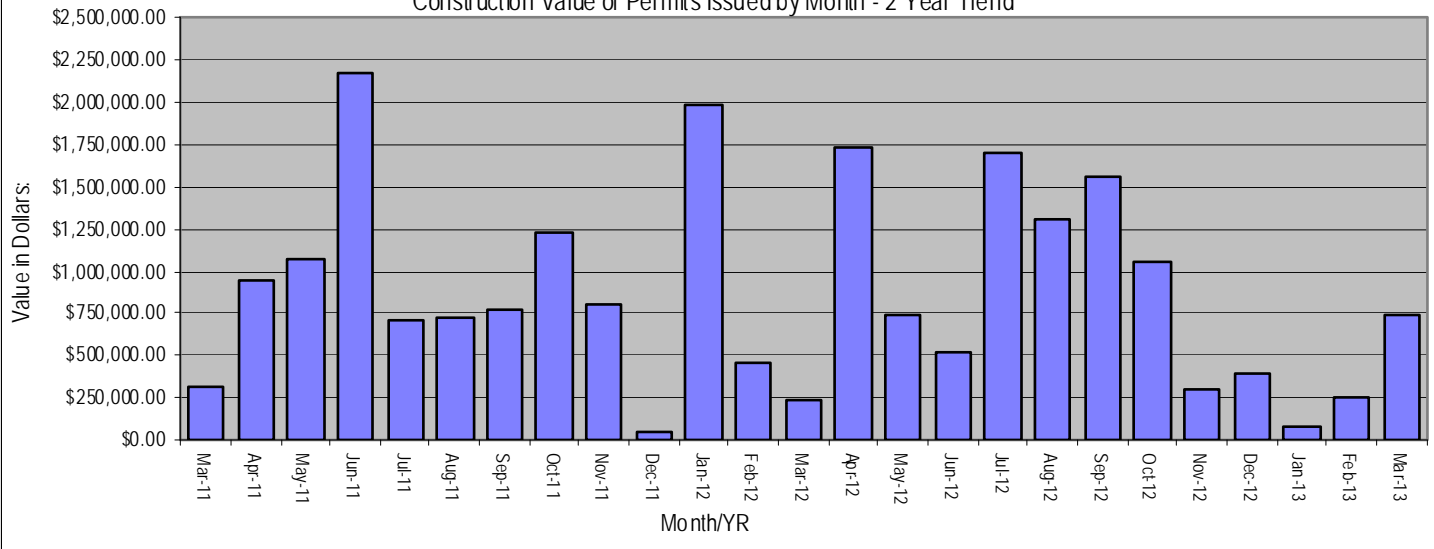
34 Applied
2 Revised/Amended
27 Issued
1 Cancelled/Expired
3 Deadfiled
0 Denied
2 COs Issued

Building Codes Activity

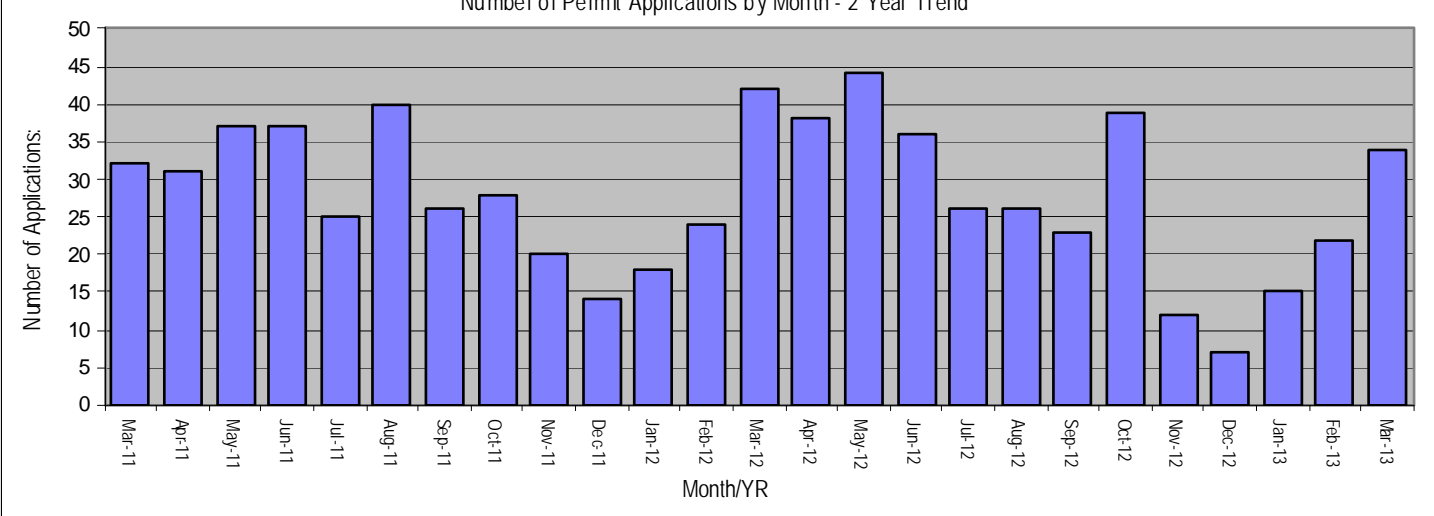
8 Plans Received
7 Plans Approved/Released
0 In-house Inspections
0 Contracted Inspections

HISTORICAL PERFORMANCE

Construction Value of Permits Issued by Month - 2 Year Trend*



Number of Permit Applications by Month - 2 Year Trend





DIVISION OF LAND DEVELOPMENT SERVICES

Monthly Report – February 2013

REPORT SUMMARY

Subdivision Plats Approved

0 Major
 1 Minor
 1 Total # of lots created

Construction Value – Issued

\$258,600.⁰⁰ Total

Fees Invoiced

\$1,137.⁵⁰ Land Use
\$405.⁴⁰ Building Codes
\$1,380.⁰⁰ ASCD
\$0.⁰⁰ MHBGF
\$2,922.⁹⁰ Total

Board of Zoning Appeals Cases

0 Applied
 0 Denied
 0 Approved
 0 Canceled
 0 Dismissed

Floodplain Management

1 Plans Received
 0 Plans Approved

Major Site Plans

9 Plans Received
 0 Plans Approved

Land Use/Building Permits

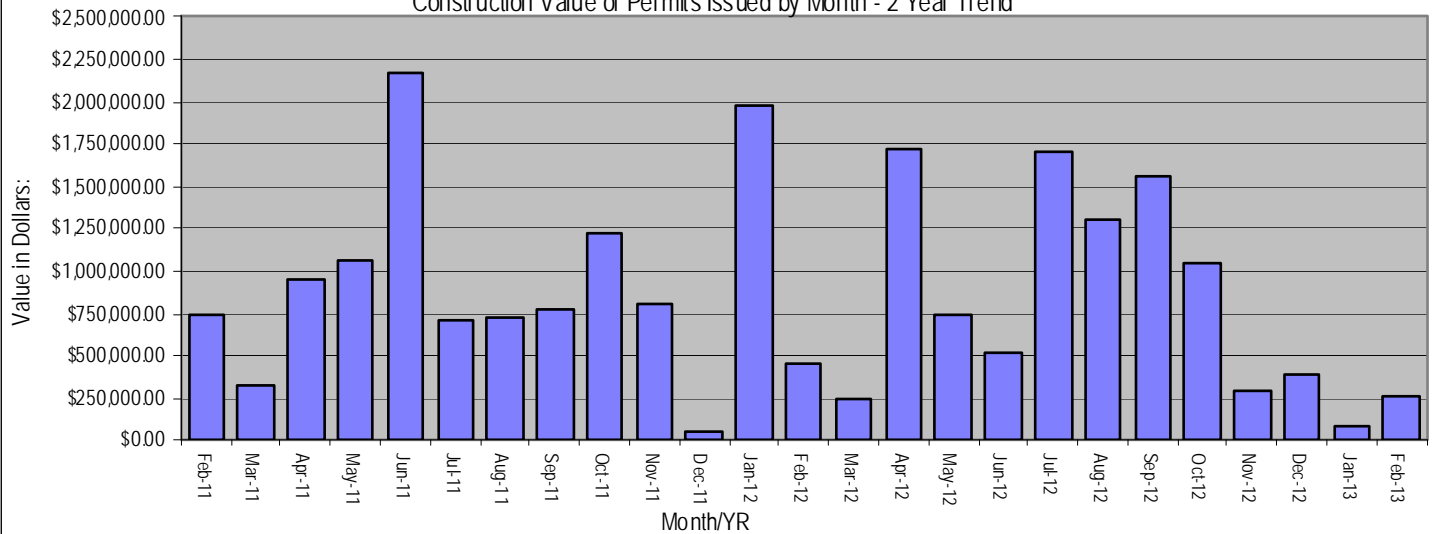
22 Applied
 7 Revised/Amended
 10 Issued
 0 Cancelled/Expired
 7 Deadfiled
 0 Denied
 4 COs Issued

Building Codes Activity

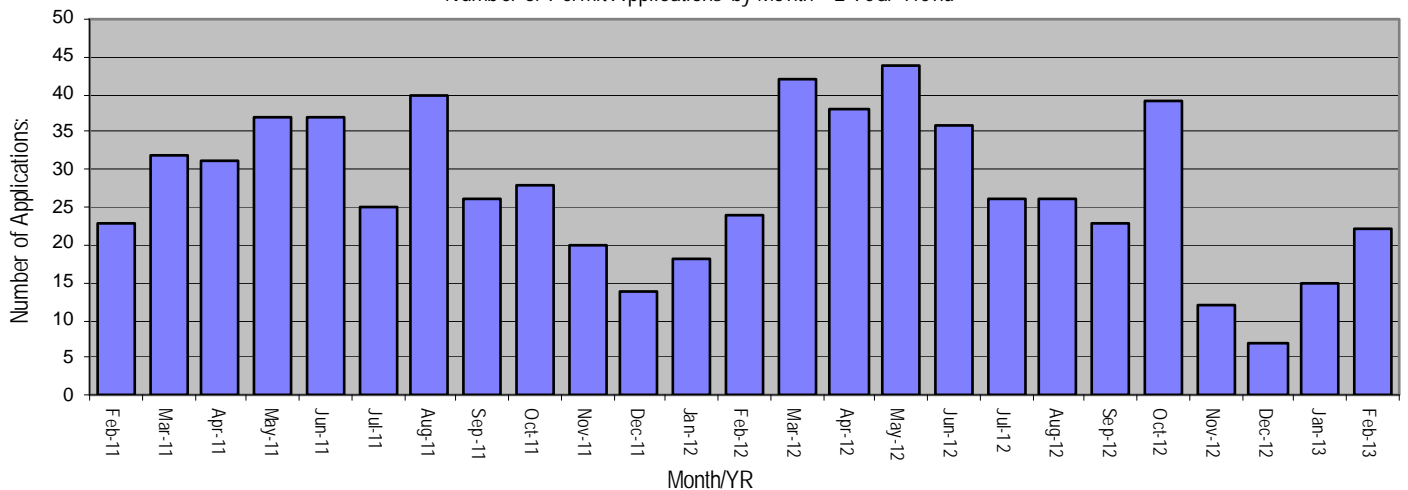
5 Plans Received
 3 Plans Approved/Released
 0 In-house Inspections
 0 Contracted Inspections

HISTORICAL PERFORMANCE

Construction Value of Permits Issued by Month - 2 Year Trend*



Number of Permit Applications by Month - 2 Year Trend





DIVISION OF LAND DEVELOPMENT SERVICES

Monthly Report – January 2013

REPORT SUMMARY

Subdivision Plats Approved

0 Major
1 Minor
2 Total # of lots created

Construction Value – Issued

\$84,400.⁰⁰ Total

Fees Invoiced

\$740.⁰⁰ Land Use
\$268.⁰⁰ Building Codes
\$640.⁰⁰ ASCD
\$0.⁰⁰ MHBGF
\$1,648.⁰⁰ Total

Board of Zoning Appeals Cases

0 Applied
0 Denied
0 Approved
0 Canceled
0 Dismissed

Floodplain Management

0 Plans Received
0 Plans Approved

Major Site Plans

1 Plans Received
0 Plans Approved

Land Use/Building Permits

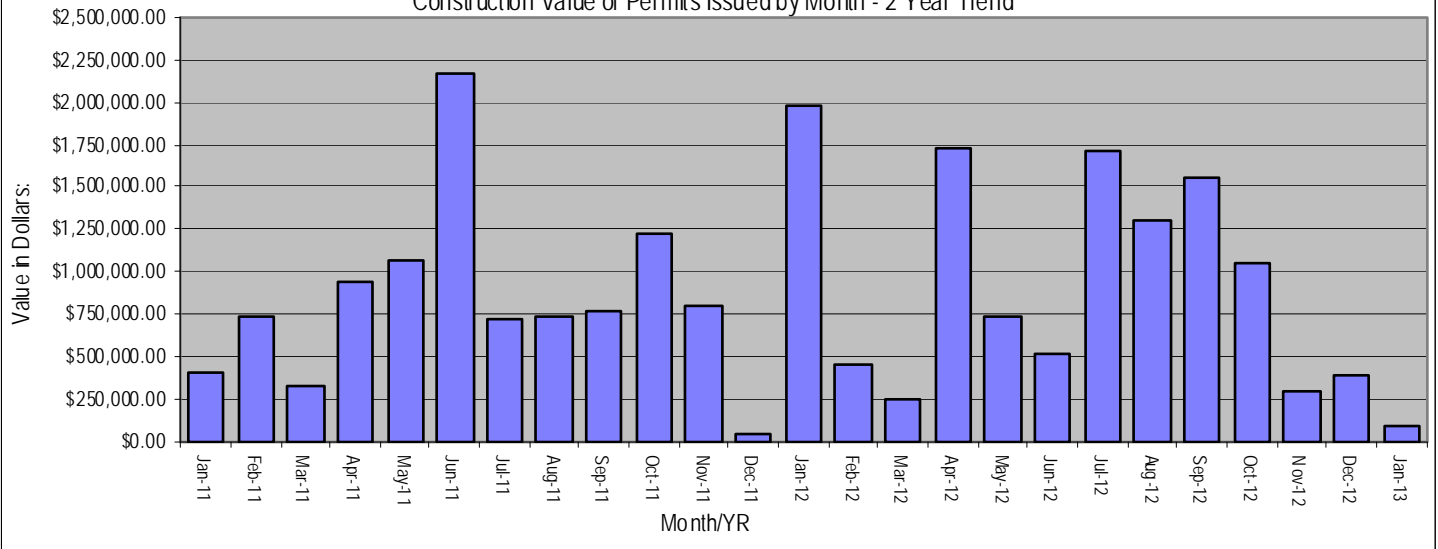
15 Applied
2 Revised/Amended
12 Issued
1 Cancelled/Expired
5 Deadfiled
0 Denied
5 COs Issued

Building Codes Activity

4 Plans Received
4 Plans Approved/Released
0 In-house Inspections
0 Contracted Inspections

HISTORICAL PERFORMANCE

Construction Value of Permits Issued by Month - 2 Year Trend*



Number of Permit Applications by Month - 2 Year Trend

