



# DIVISION OF LAND DEVELOPMENT SERVICES

## Monthly Report –December 2012

### REPORT SUMMARY

#### Subdivision Plats Approved

**0** Major  
**1** Minor  
**1** Total # of lots created

#### Construction Value – Issued

**\$397,000.<sup>00</sup>** Total

#### Fees Invoiced

**\$200.<sup>00</sup>** Land Use  
**\$75.<sup>00</sup>** Building Codes  
**\$385.<sup>00</sup>** ASCD  
**\$50.<sup>00</sup>** MHBGF  
**\$710.<sup>00</sup>** Total

#### Board of Zoning Appeals Cases

**0** Applied  
**0** Denied  
**1** Approved  
**0** Canceled  
**0** Dismissed

#### Floodplain Management

**0** Plans Received  
**0** Plans Approved

#### Major Site Plans

**1** Plans Received  
**1** Plans Approved

#### Land Use/Building Permits

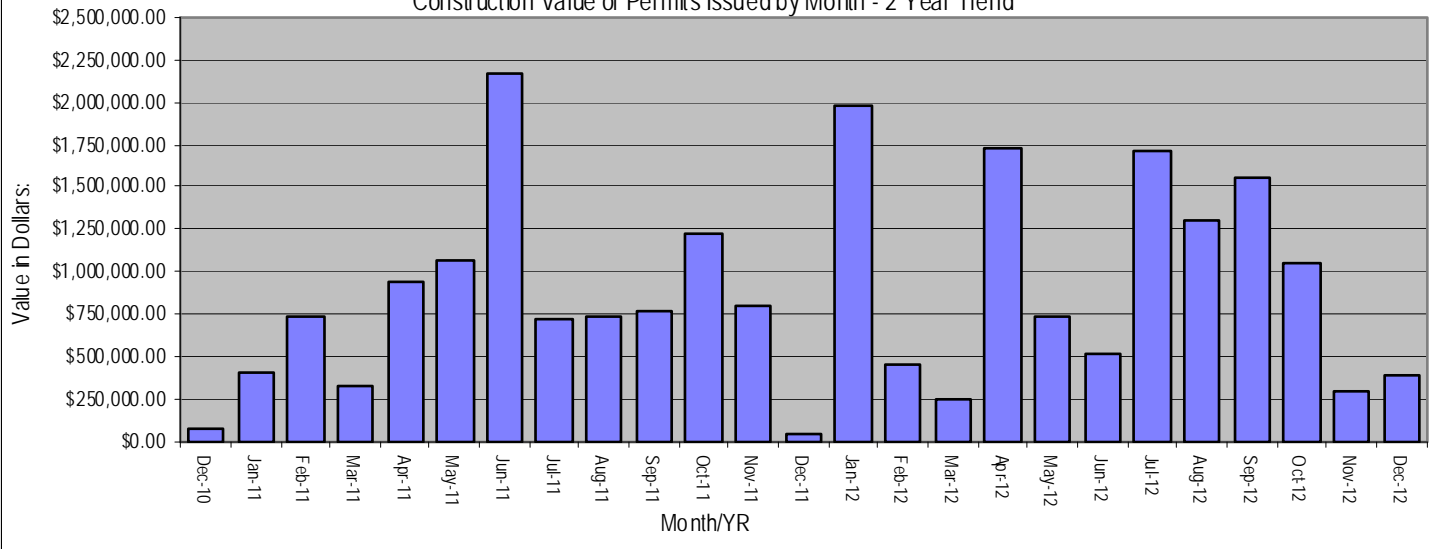
**7** Applied  
**1** Revised/Amended  
**15** Issued  
**0** Cancelled/Expired  
**1** Deadfiled  
**0** Denied  
**7** COs Issued

#### Building Codes Activity

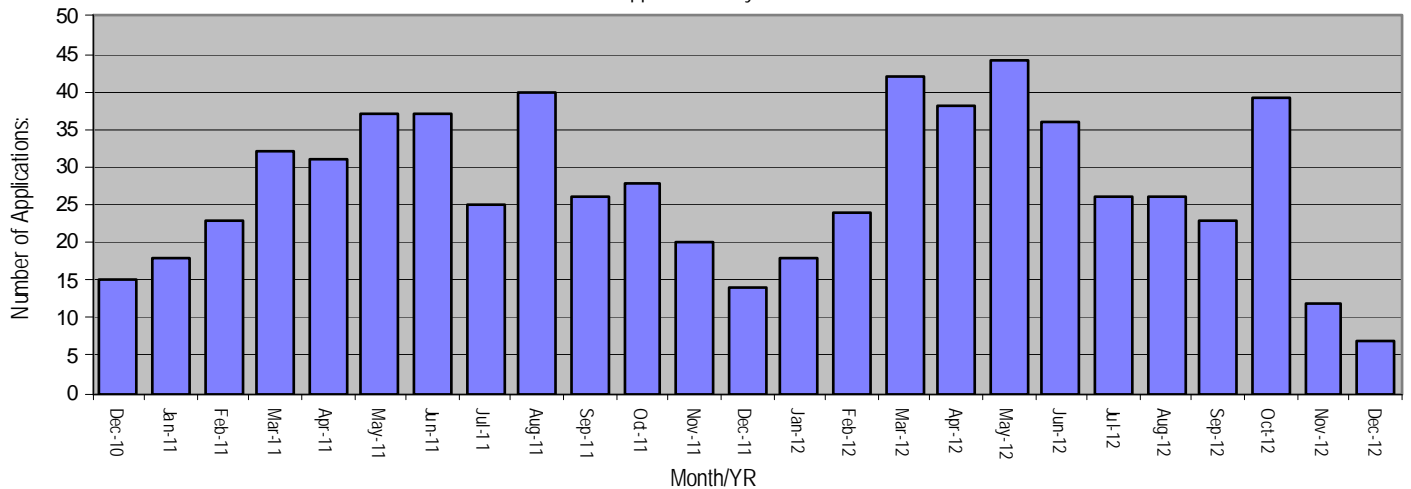
**3** Plans Received  
**3** Plans Approved/Released  
**0** In-house Inspections  
**0** Contracted Inspections

### HISTORICAL PERFORMANCE

Construction Value of Permits Issued by Month - 2 Year Trend\*



Number of Permit Applications by Month - 2 Year Trend





# DIVISION OF LAND DEVELOPMENT SERVICES

## Monthly Report – November 2012 Amended

### REPORT SUMMARY

#### Subdivision Plats Approved

**0** Major  
**2** Minor  
**5** Total # of lots created

#### Construction Value – Issued

**\$296,100.<sup>00</sup>** Total

#### Fees Invoiced

**\$1,315.<sup>00</sup>** Land Use  
**\$494.<sup>20</sup>** Building Codes  
**\$812.<sup>00</sup>** ASCD  
**\$100.<sup>00</sup>** MHBGF  
**\$2,721.<sup>20</sup>** Total

#### Board of Zoning Appeals Cases

**1** Applied  
**0** Denied  
**1** Approved  
**0** Canceled  
**0** Dismissed

#### Floodplain Management

**0** Plans Received  
**0** Plans Approved

#### Major Site Plans

**1** Plans Received  
**1** Plans Approved

#### Land Use/Building Permits

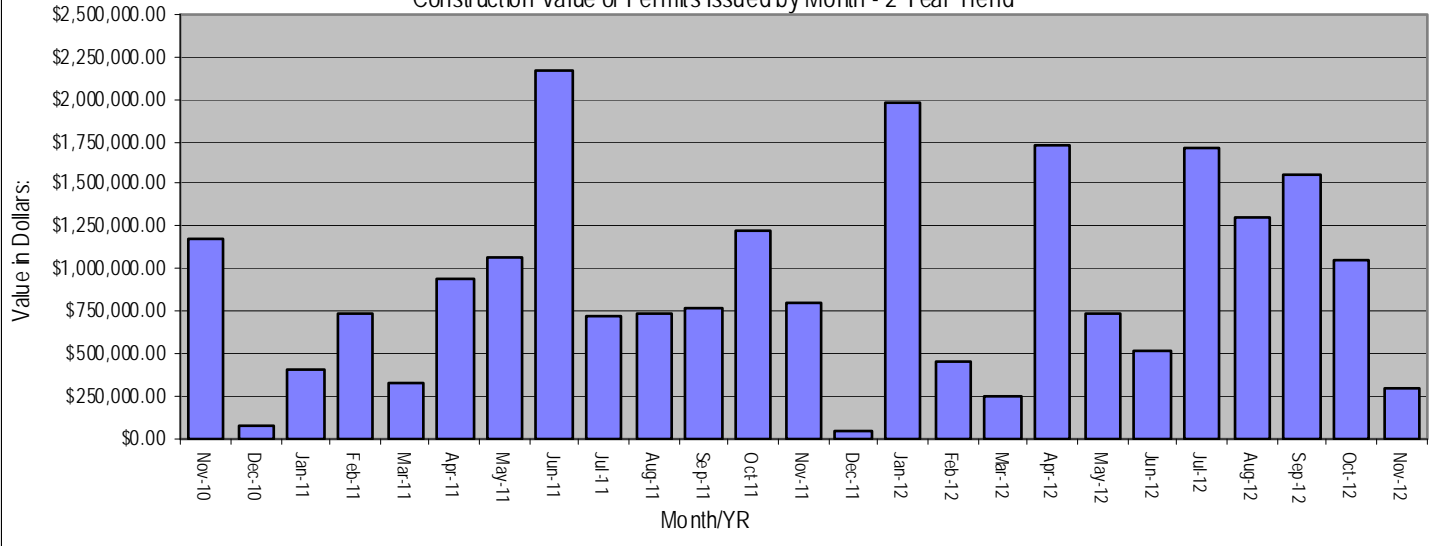
**12** Applied  
**3** Revised/Amended  
**14** Issued  
**1** Cancelled/Expired  
**0** Deadfiled  
**0** Denied  
**4** COs Issued

#### Building Codes Activity

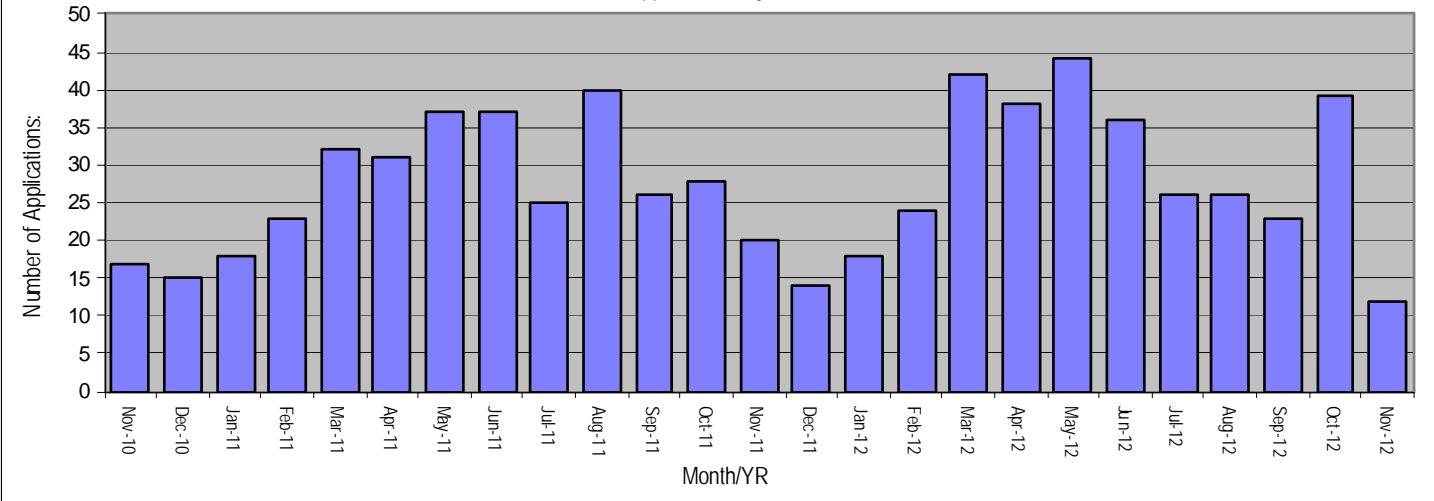
**3** Plans Received  
**1** Plans Approved/Released  
**0** In-house Inspections  
**0** Contracted Inspections

### HISTORICAL PERFORMANCE

Construction Value of Permits Issued by Month - 2 Year Trend\*



Number of Permit Applications by Month - 2 Year Trend





# DIVISION OF LAND DEVELOPMENT SERVICES

## Monthly Report – October 2012

### REPORT SUMMARY

#### Subdivision Plats Approved

0 Major  
0 Minor  
0 Total # of lots created

#### Construction Value – Issued

**\$1,052,400.<sup>00</sup>** Total

#### Fees Invoiced

**\$2,170.<sup>00</sup>** Land Use  
**\$1,375.<sup>68</sup>** Building Codes  
**\$2,250.<sup>00</sup>** ASCD  
**\$400.<sup>00</sup>** MHBGF  
**\$6,195.<sup>68</sup>** Total

#### Board of Zoning Appeals Cases

1 Applied  
0 Denied  
0 Approved  
0 Canceled  
0 Dismissed

#### Floodplain Management

1 Plans Received  
0 Plans Approved

#### Major Site Plans

1 Plans Received  
4 Plans Approved

#### Land Use/Building Permits

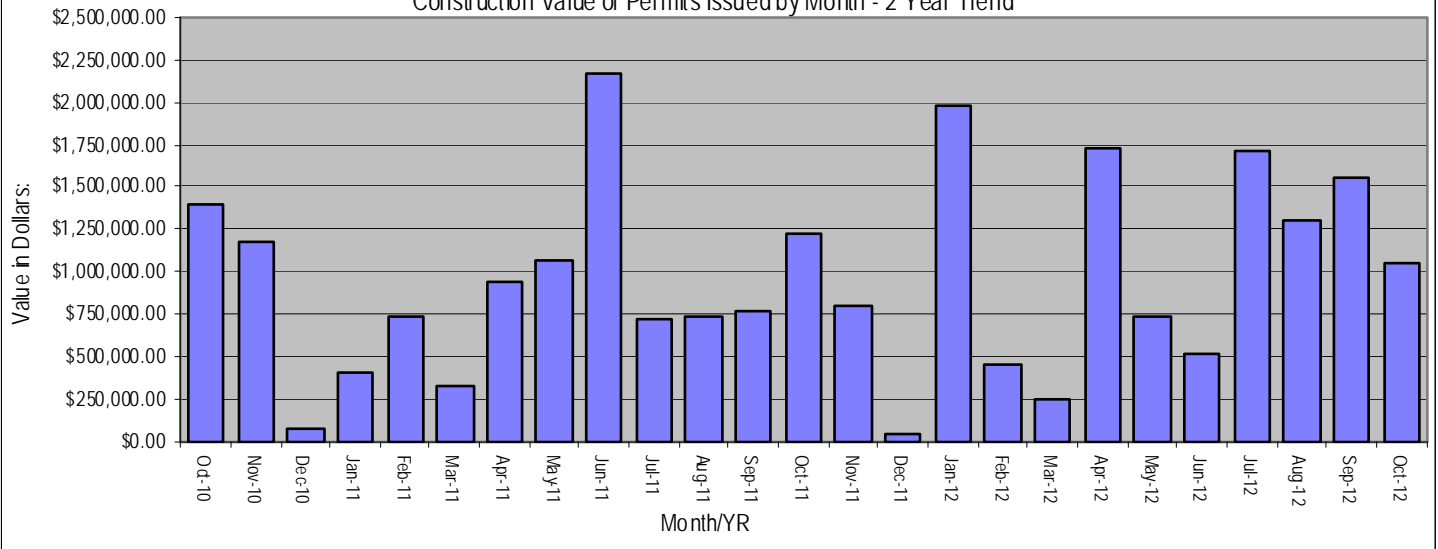
**39** Applied  
**2** Revised/Amended  
**27** Issued  
**1** Cancelled/Expired  
**2** Deadfiled  
**0** Denied  
**3** COs Issued

#### Building Codes Activity

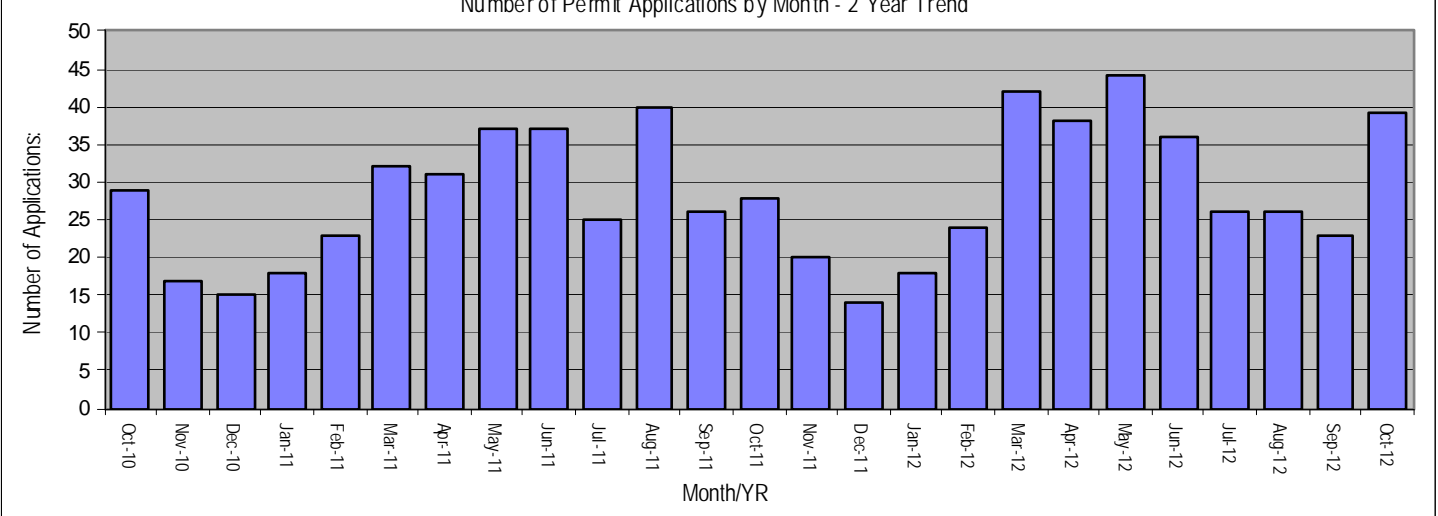
**6** Plans Received  
**6** Plans Approved/Released  
**0** In-house Inspections  
**0** Contracted Inspections

### HISTORICAL PERFORMANCE

Construction Value of Permits Issued by Month - 2 Year Trend\*



Number of Permit Applications by Month - 2 Year Trend





# DIVISION OF LAND DEVELOPMENT SERVICES

## Monthly Report – September 2012

### REPORT SUMMARY

#### Subdivision Plats Approved

**0** Major  
**2** Minor  
**3** Total # of lots created

#### Construction Value – Issued

**\$1,556,400.<sup>00</sup>** Total

#### Fees Invoiced

**\$1,315.<sup>00</sup>** Land Use  
**\$567.<sup>89</sup>** Building Codes  
**\$1,050.<sup>00</sup>** ASCD  
**\$50.<sup>00</sup>** MHBGF  
**\$2,982.<sup>89</sup>** Total

#### Board of Zoning Appeals Cases

**0** Applied  
**0** Denied  
**0** Approved  
**0** Canceled  
**0** Dismissed

#### Floodplain Management

**2** Plans Received  
**0** Plans Approved

#### Major Site Plans

**2** Plans Received  
**1** Plans Approved

#### Land Use/Building Permits

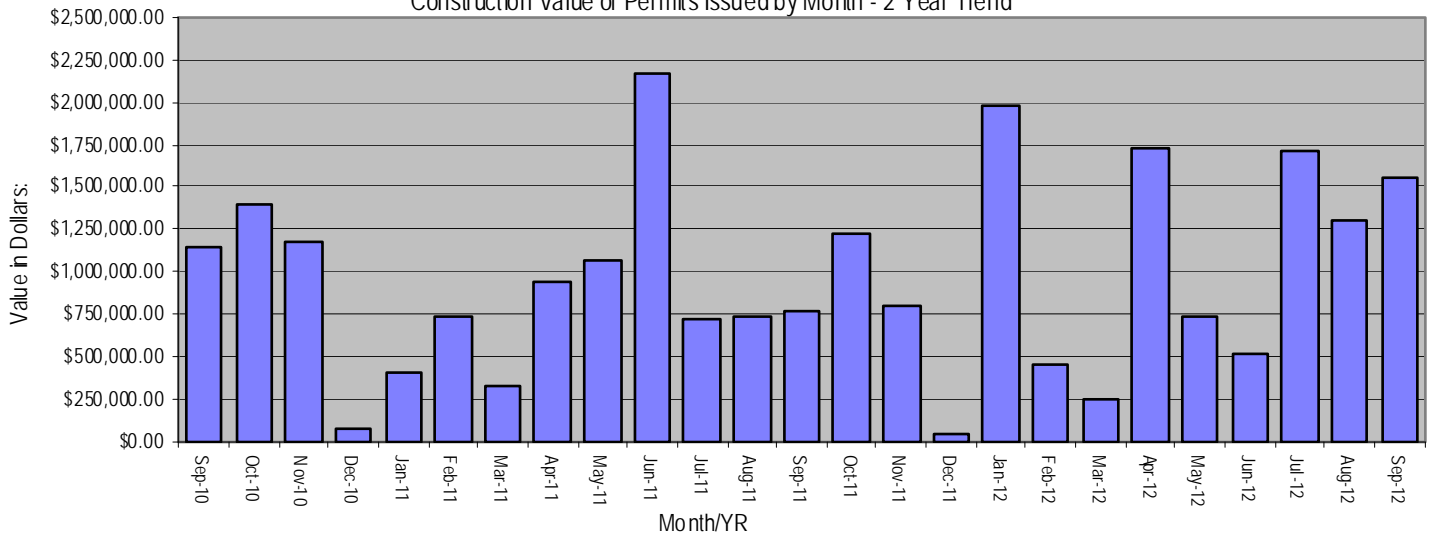
**23** Applied  
**2** Revised/Amended  
**20** Issued  
**0** Cancelled/Expired  
**0** Deadfiled  
**0** Denied  
**3** COs Issued

#### Building Codes Activity

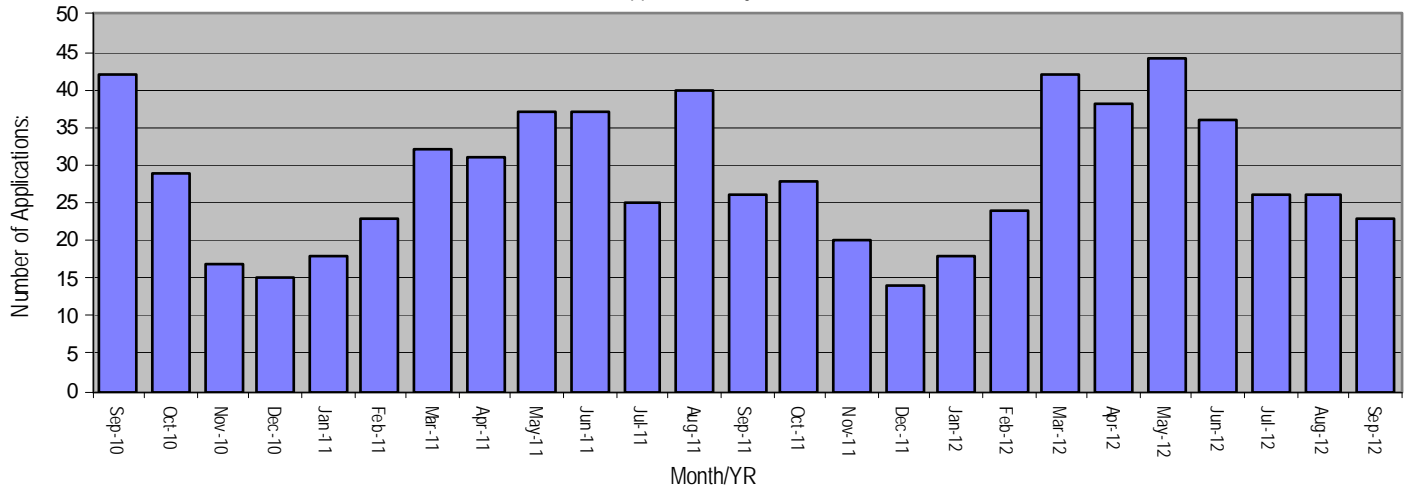
**5** Plans Received  
**5** Plans Approved/Released  
**1** In-house Inspections  
**0** Contracted Inspections

### HISTORICAL PERFORMANCE

Construction Value of Permits Issued by Month - 2 Year Trend\*



Number of Permit Applications by Month - 2 Year Trend





# DIVISION OF LAND DEVELOPMENT SERVICES

## Monthly Report – August 2012

### REPORT SUMMARY

#### Subdivision Plats Approved

0 Major  
0 Minor  
0 Total # of lots created

#### Construction Value – Issued

**\$1,305,295.<sup>00</sup>** Total

#### Fees Invoiced

**\$1,705.<sup>00</sup>** Land Use  
**\$1,651.<sup>35</sup>** Building Codes  
**\$1,830.<sup>00</sup>** ASCD  
**\$200.<sup>00</sup>** MHBGF  
**\$5,386.<sup>35</sup>** Total

#### Board of Zoning Appeals Cases

0 Applied  
0 Denied  
0 Approved  
0 Canceled  
0 Dismissed

#### Floodplain Management

0 Plans Received  
0 Plans Approved

#### Major Site Plans

1 Plans Received  
3 Plans Approved

#### Land Use/Building Permits

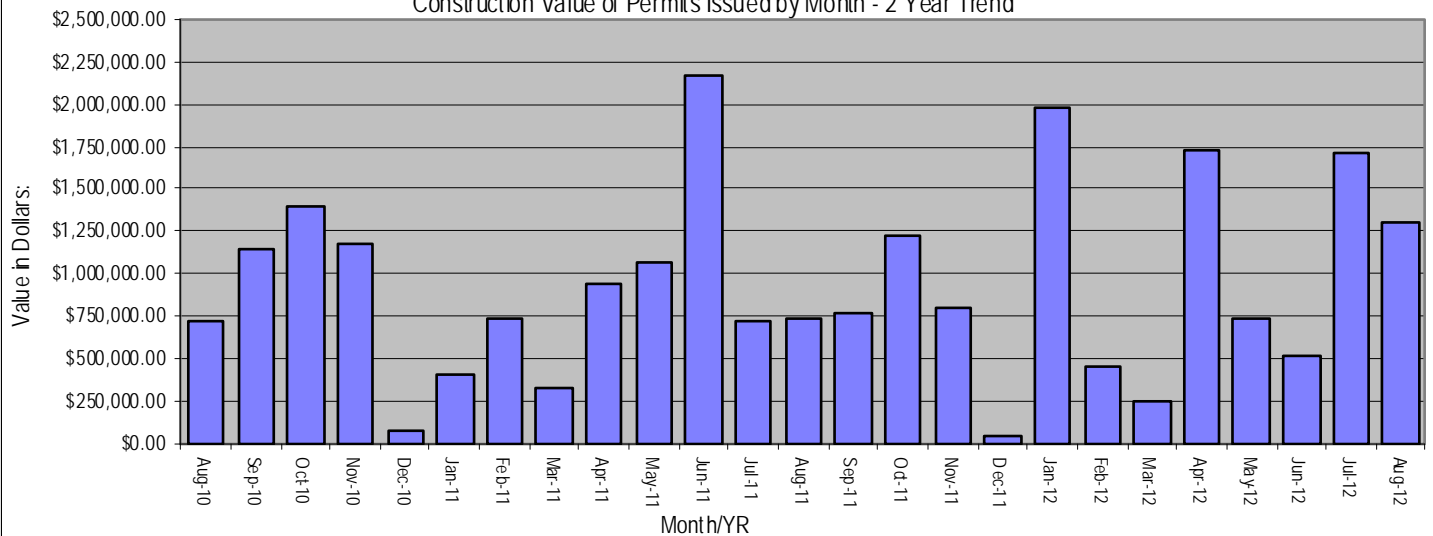
**26** Applied  
**0** Revised/Amended  
**32** Issued  
**1** Cancelled/Expired  
**0** Deadfiled  
**0** Denied  
**7** COs Issued

#### Building Codes Activity

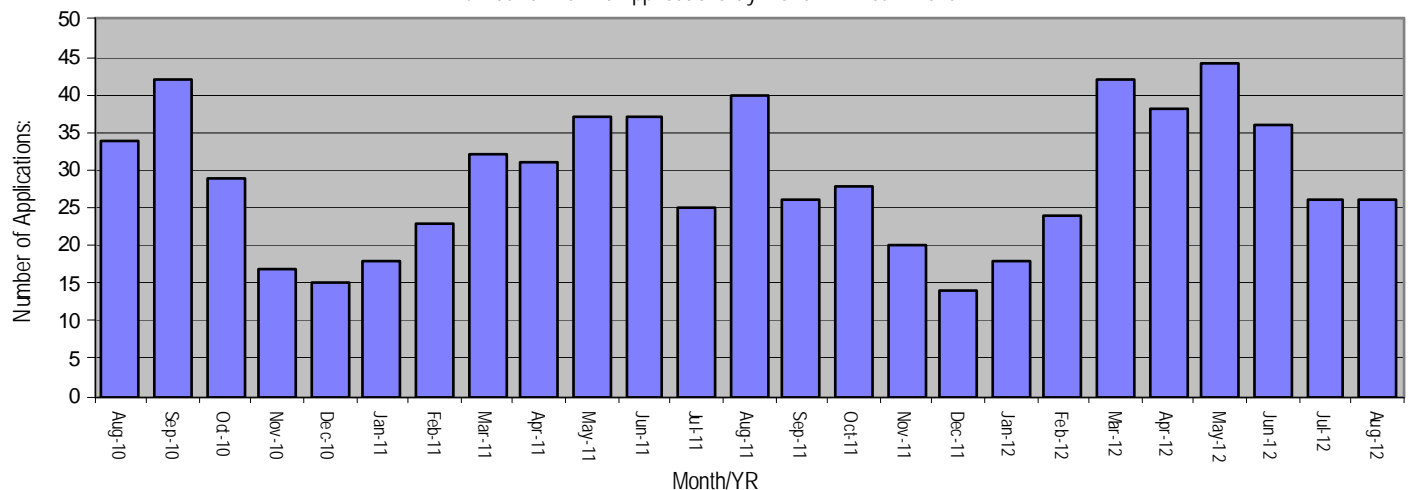
**6** Plans Received  
**8** Plans Approved/Released  
**0** In-house Inspections  
**0** Contracted Inspections

### HISTORICAL PERFORMANCE

Construction Value of Permits Issued by Month - 2 Year Trend\*



Number of Permit Applications by Month - 2 Year Trend





# DIVISION OF LAND DEVELOPMENT SERVICES

## Monthly Report – July 2012

### REPORT SUMMARY

#### Subdivision Plats Approved

0 Major  
 1 Minor  
 3 Total # of lots created

#### Construction Value – Issued

**\$1,704,000.<sup>00</sup>** Total

#### Fees Invoiced

**\$1,125.<sup>00</sup>** Land Use  
**\$614.<sup>87</sup>** Building Codes  
**\$1,500.<sup>50</sup>** ASCD  
**\$150.<sup>00</sup>** MHBGF  
**\$3,390.<sup>37</sup>** Total

#### Board of Zoning Appeals Cases

0 Applied  
 0 Denied  
 0 Approved  
 0 Canceled  
 0 Dismissed

#### Floodplain Management

0 Plans Received  
 0 Plans Approved

#### Major Site Plans

1 Plans Received  
 4 Plans Approved

#### Land Use/Building Permits

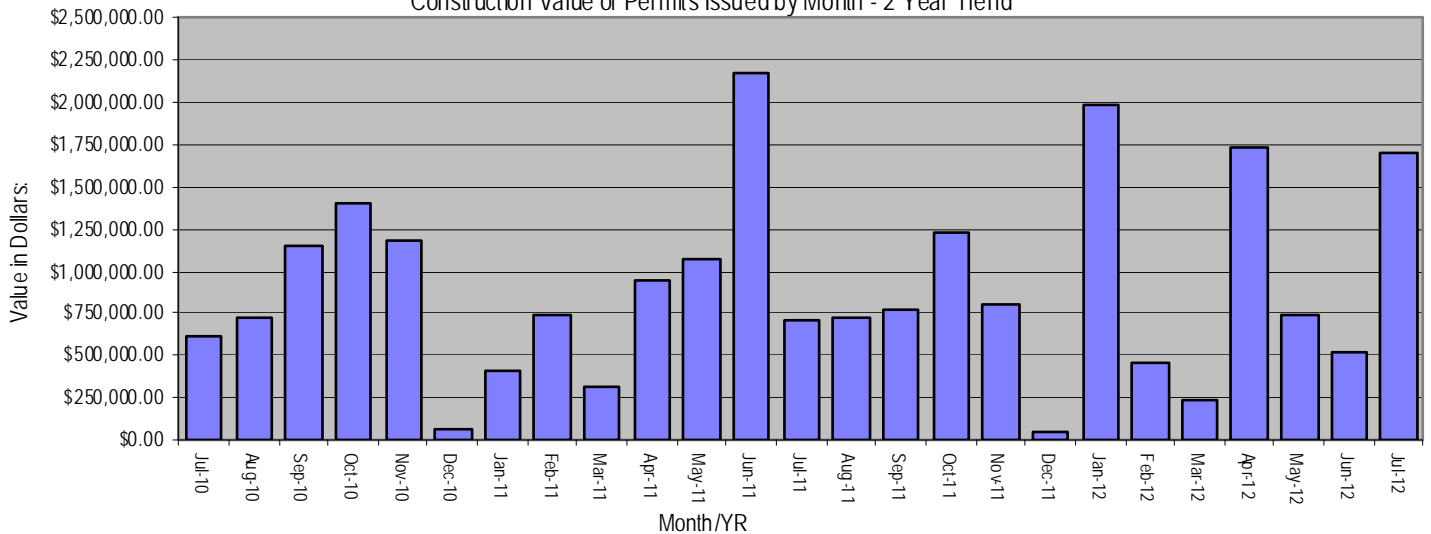
**26** Applied  
**4** Revised/Amended  
**28** Issued  
**1** Cancelled/Expired  
**3** Deadfiled  
**0** Denied  
**5** COs Issued

#### Building Codes Activity

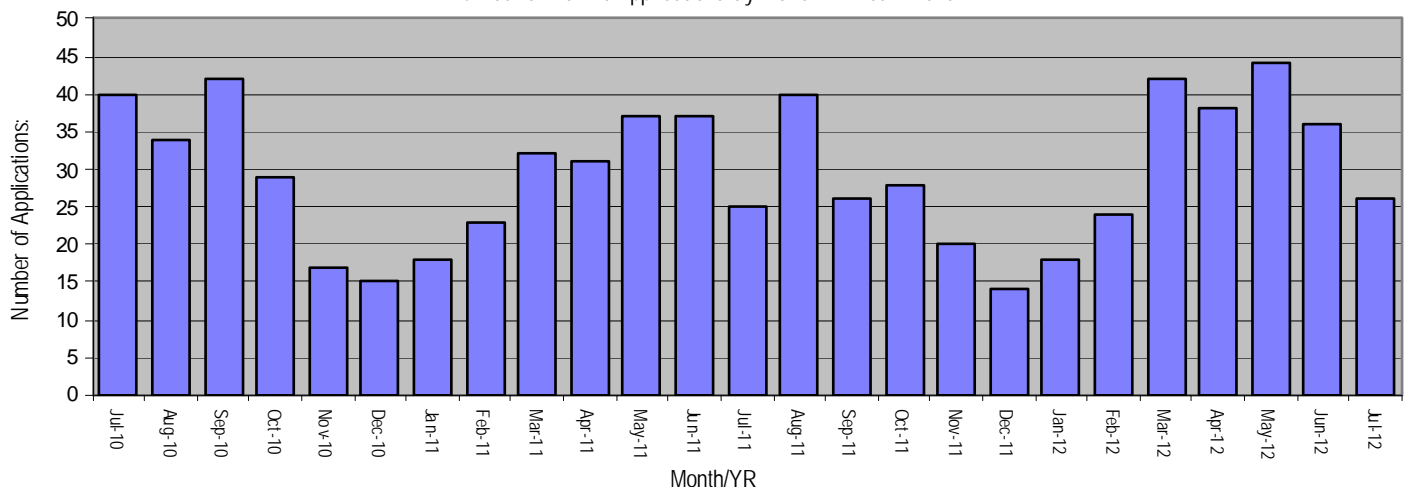
**8** Plans Received  
**5** Plans Approved/Released  
**0** In-house Inspections  
**0** Contracted Inspections

### HISTORICAL PERFORMANCE

Construction Value of Permits Issued by Month - 2 Year Trend\*



Number of Permit Applications by Month - 2 Year Trend





# DIVISION OF LAND DEVELOPMENT SERVICES

## Monthly Report – June 2012

### REPORT SUMMARY

#### Subdivision Plats Approved

**0** Major  
**1** Minor  
**1** Total # of lots created

#### Construction Value – Issued

**\$520,995.<sup>00</sup>** Total

#### Fees Invoiced

**\$1,985.<sup>00</sup>** Land Use  
**\$1,091.<sup>75</sup>** Building Codes  
**\$2,750.<sup>00</sup>** ASCD  
**\$150.<sup>00</sup>** MHBGF  
**\$5,976.<sup>75</sup>** Total

#### Board of Zoning Appeals Cases

**0** Applied  
**0** Denied  
**1** Approved  
**0** Canceled  
**0** Dismissed

#### Floodplain Management

**0** Plans Received  
**0** Plans Approved

#### Major Site Plans

**4** Plans Received  
**2** Plans Approved

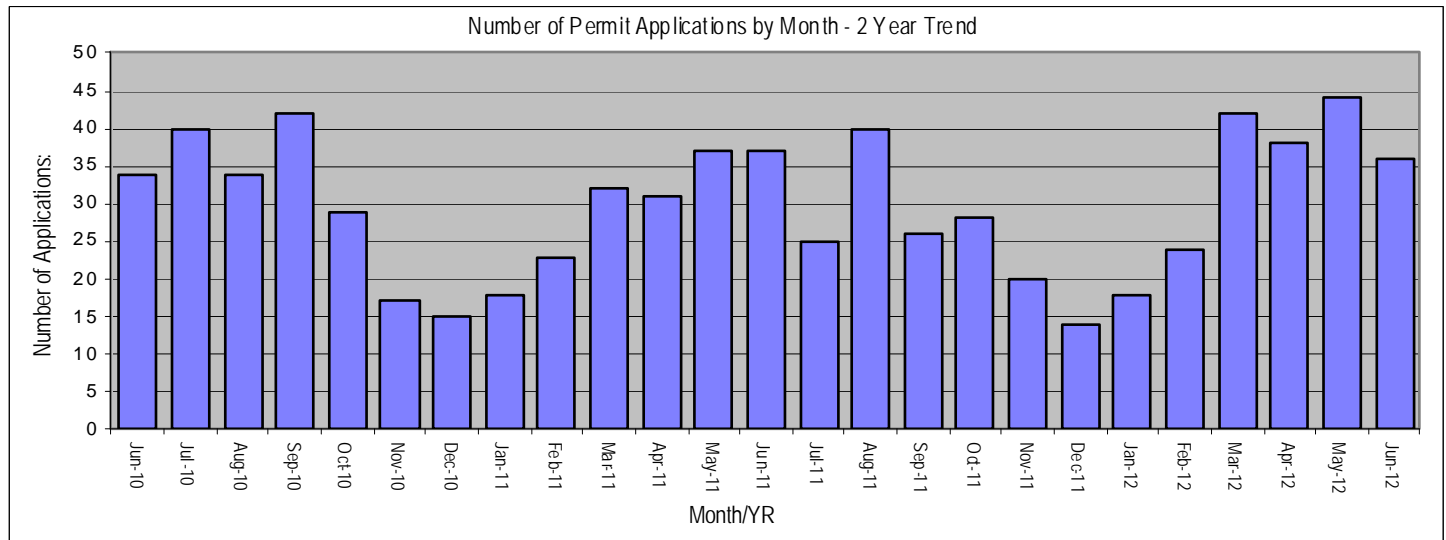
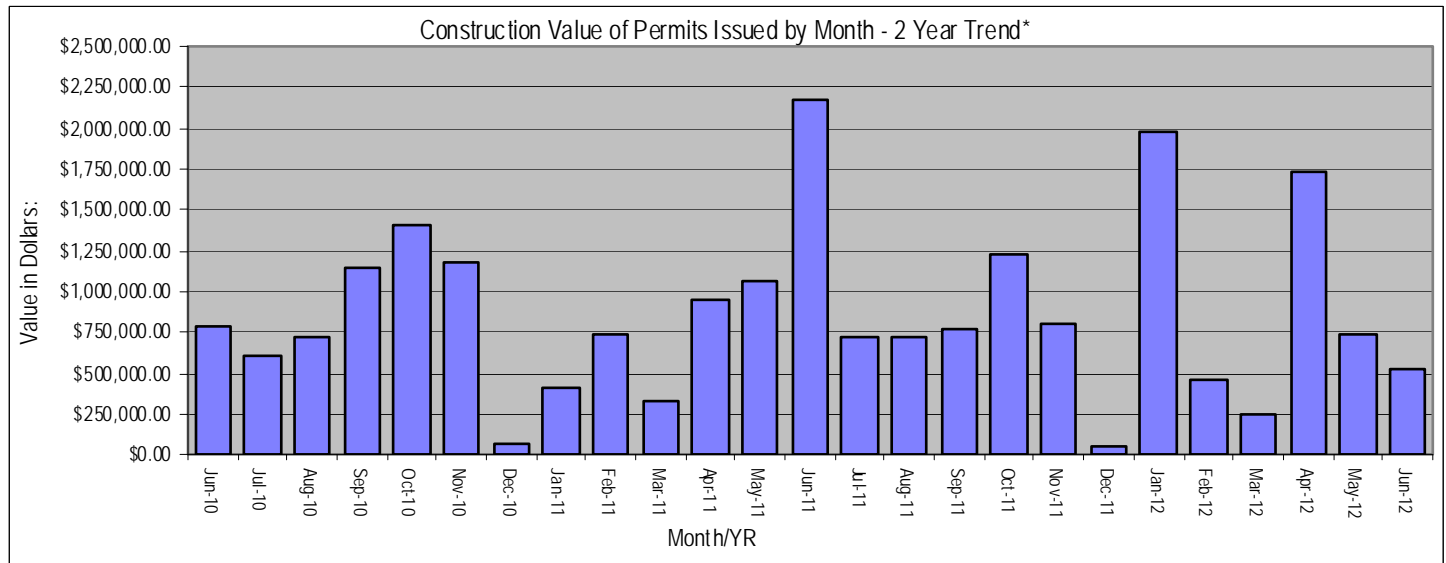
#### Land Use/Building Permits

**36** Applied  
**4** Revised/Amended  
**36** Issued  
**1** Cancelled/Expired  
**4** Deadfiled  
**0** Denied  
**8** COs Issued

#### Building Codes Activity

**6** Plans Received  
**6** Plans Approved/Released  
**0** In-house Inspections  
**0** Contracted Inspections

### HISTORICAL PERFORMANCE





# DIVISION OF LAND DEVELOPMENT SERVICES

## Monthly Report – May 2012

### REPORT SUMMARY

#### Subdivision Plats Approved

**0** Major  
**2** Minor  
**2** Total # of lots created

#### Construction Value – Issued

**\$740,200.<sup>00</sup>** Total

#### Fees Invoiced

**\$2,290.<sup>00</sup>** Land Use  
**\$1,656.<sup>71</sup>** Building Codes  
**\$2,275.<sup>50</sup>** ASCD  
**\$150.<sup>00</sup>** MHBGF  
**\$6,375.<sup>21</sup>** Total

#### Board of Zoning Appeals Cases

**0** Applied  
**0** Denied  
**0** Approved  
**0** Canceled  
**0** Dismissed

#### Floodplain Management

**0** Plans Received  
**0** Plans Approved

#### Major Site Plans

**2** Plans Received  
**1** Plans Approved

#### Land Use/Building Permits

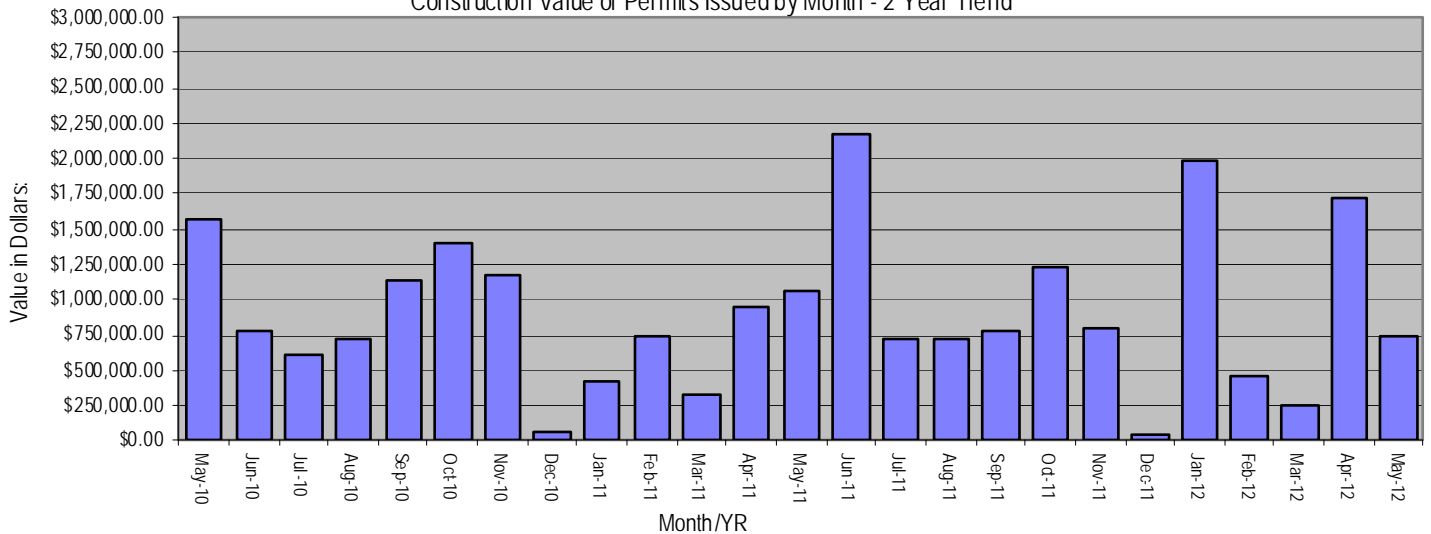
**44** Applied  
**1** Revised/Amended  
**37** Issued  
**1** Cancelled/Expired  
**4** Deadfiled  
**0** Denied  
**4** COs Issued

#### Building Codes Activity

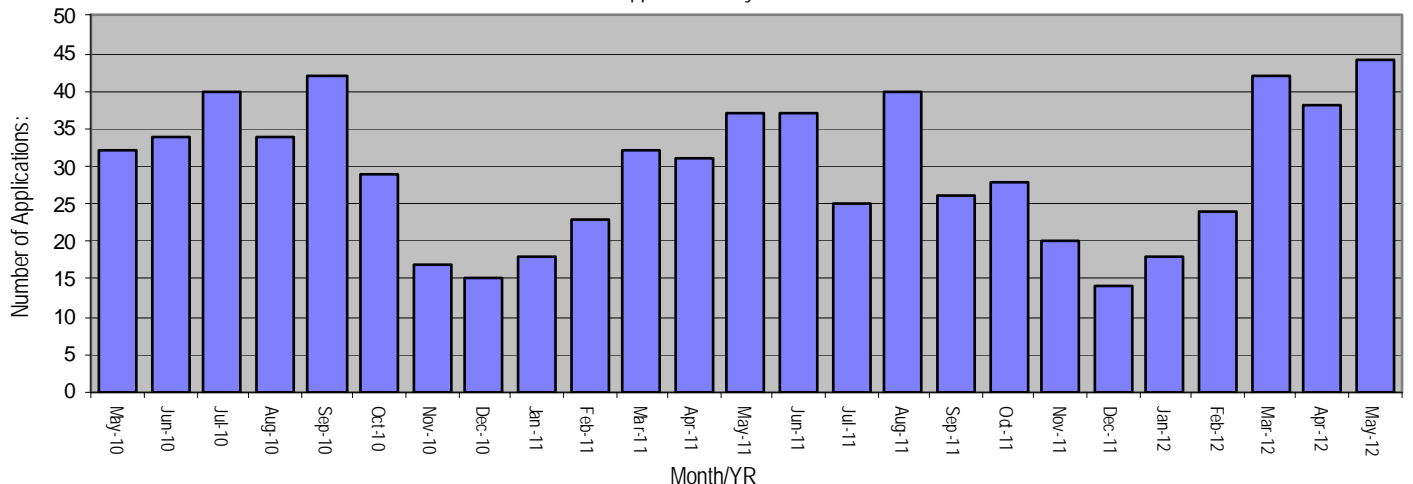
**11** Plans Received  
**10** Plans Approved/Released  
**0** In-house Inspections  
**0** Contracted Inspections

### HISTORICAL PERFORMANCE

Construction Value of Permits Issued by Month - 2 Year Trend\*



Number of Permit Applications by Month - 2 Year Trend







# DIVISION OF LAND DEVELOPMENT SERVICES

## Monthly Report – April 2012

### REPORT SUMMARY

#### Subdivision Plats Approved

**0** Major  
**2** Minor  
**2** Total # of lots created

#### Construction Value – Issued

**\$1,724,900.<sup>00</sup>** Total

#### Fees Invoiced

**\$3,300.<sup>00</sup>** Land Use  
**\$1,673.<sup>60</sup>** Building Codes  
**\$2,629.<sup>00</sup>** ASCD  
**\$100.<sup>00</sup>** MHBGF  
**\$7,702.<sup>60</sup>** Total

#### Board of Zoning Appeals Cases

**1** Applied  
**0** Denied  
**0** Approved  
**0** Canceled  
**0** Dismissed

#### Floodplain Management

**1** Plans Received  
**1** Plans Approved

#### Major Site Plans

**4** Plans Received  
**2** Plans Approved

#### Land Use/Building Permits

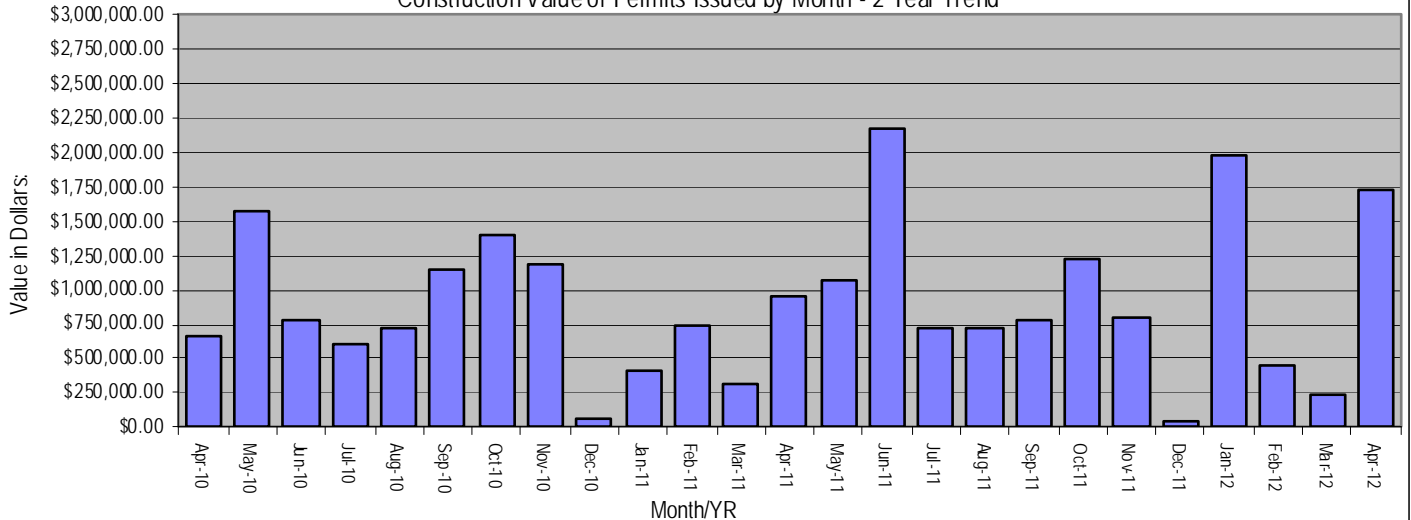
**38** Applied  
**2** Revised/Amended  
**36** Issued  
**1** Cancelled/Expired  
**3** Deadfiled  
**0** Denied  
**6** COs Issued

#### Building Codes Activity

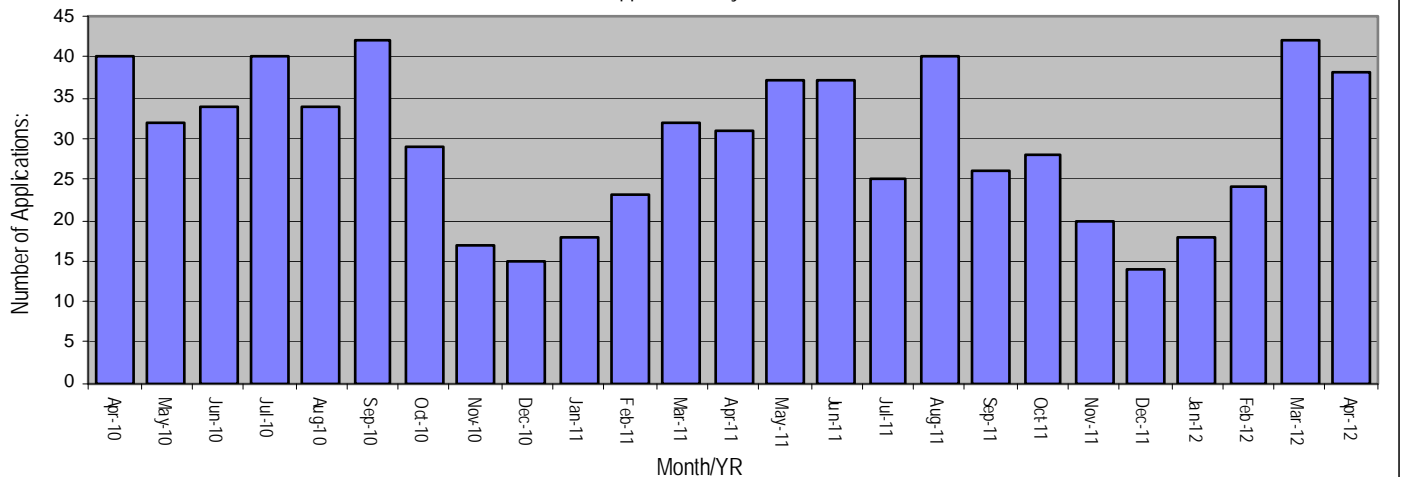
**12** Plans Received  
**12** Plans Approved/Released  
**2** In-house Inspections  
**0** Contracted Inspections

### HISTORICAL PERFORMANCE

Construction Value of Permits Issued by Month - 2 Year Trend\*



Number of Permit Applications by Month - 2 Year Trend





# DIVISION OF LAND DEVELOPMENT SERVICES

## Monthly Report – March 2012

### REPORT SUMMARY

#### Subdivision Plats Approved

**0** Major  
**1** Minor  
**1** Total # of lots created

#### Construction Value – Issued

**\$246,400.<sup>00</sup>** Total

#### Fees Invoiced

**\$2,355.<sup>00</sup>** Land Use  
**\$1,688.<sup>68</sup>** Building Codes  
**\$2,939.<sup>50</sup>** ASCD  
**\$300.<sup>00</sup>** MHBGF  
**\$7,283.<sup>18</sup>** Total

#### Board of Zoning Appeals Cases

**0** Applied  
**0** Denied  
**0** Approved  
**0** Canceled  
**0** Dismissed

#### Floodplain Management

**0** Plans Received  
**0** Plans Approved

#### Major Site Plans

**4** Plans Received  
**2** Plans Approved

#### Land Use/Building Permits

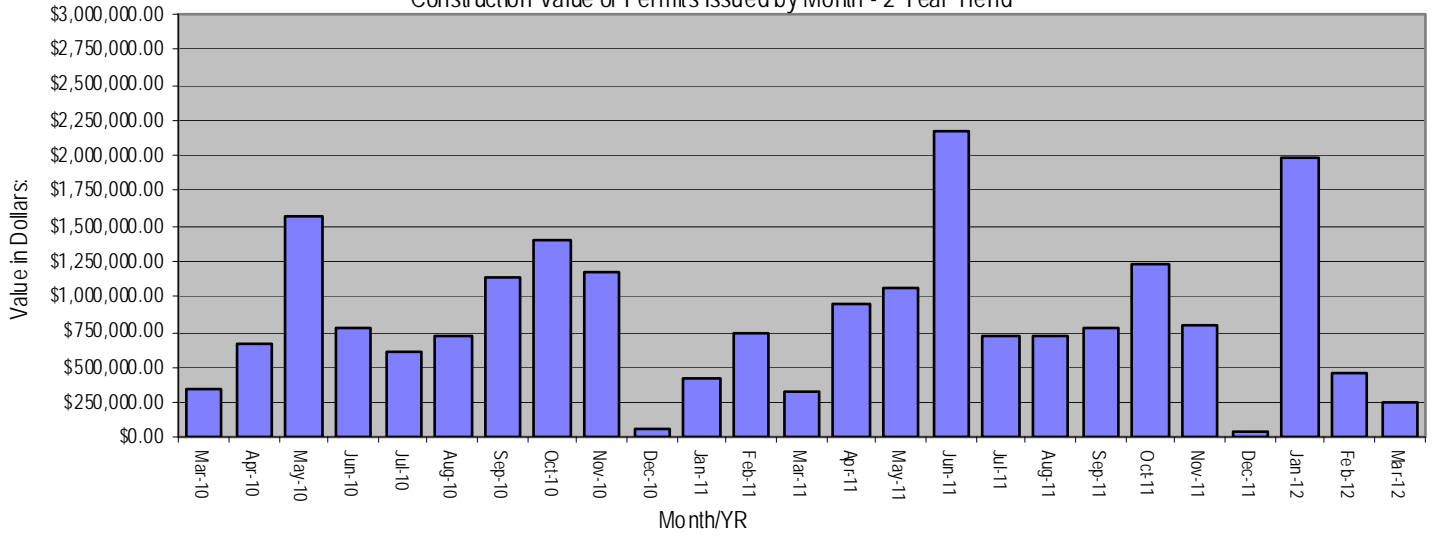
**42** Applied  
**3** Revised/Amended  
**30** Issued  
**0** Cancelled/Expired  
**3** Deadfiled  
**0** Denied  
**7** COs Issued

#### Building Codes Activity

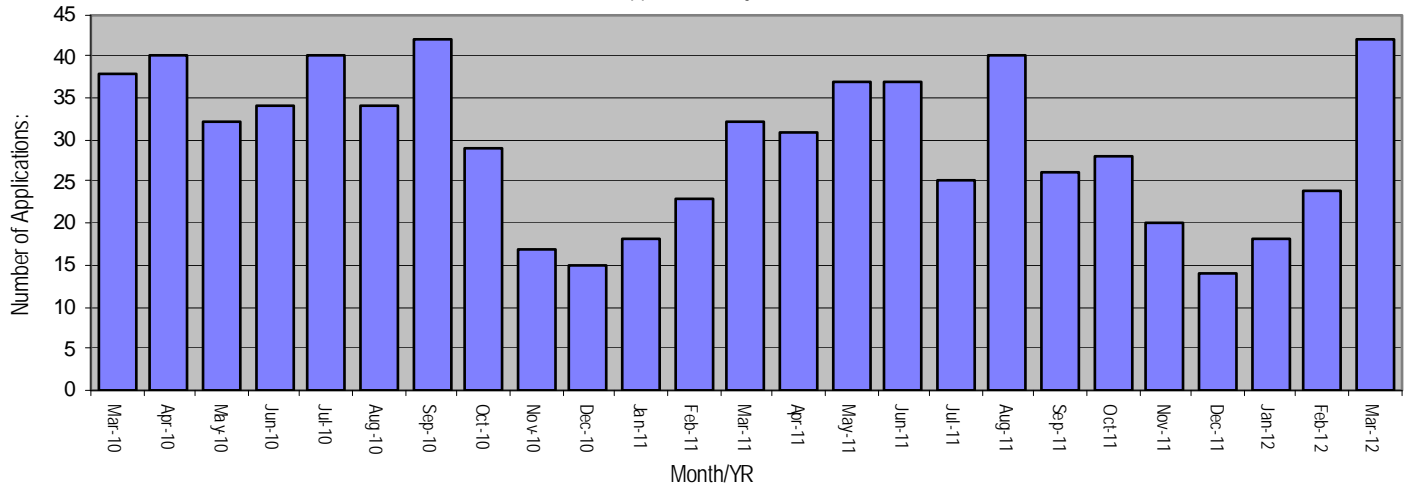
**7** Plans Received  
**7** Plans Approved/Released  
**0** In-house Inspections  
**0** Contracted Inspections

### HISTORICAL PERFORMANCE

Construction Value of Permits Issued by Month - 2 Year Trend\*



Number of Permit Applications by Month - 2 Year Trend





# DIVISION OF LAND DEVELOPMENT SERVICES

## Monthly Report – February 2012

### REPORT SUMMARY

#### Subdivision Plats Approved

**0** Major  
**1** Minor  
**2** Total # of lots created

#### Construction Value – Issued

**\$458,850.<sup>00</sup>** Total

#### Fees Invoiced

**\$805.<sup>00</sup>** Land Use  
**\$382.<sup>80</sup>** Building Codes  
**\$1,104.<sup>50</sup>** ASCD  
**\$50.<sup>00</sup>** MHBGF  
**\$2,342.<sup>30</sup>** Total

#### Board of Zoning Appeals Cases

**0** Applied  
**0** Denied  
**1** Approved  
**0** Canceled  
**0** Dismissed

#### Floodplain Management

**0** Plans Received  
**1** Plans Approved

#### Major Site Plans

**1** Plans Received  
**0** Plans Approved

#### Land Use/Building Permits

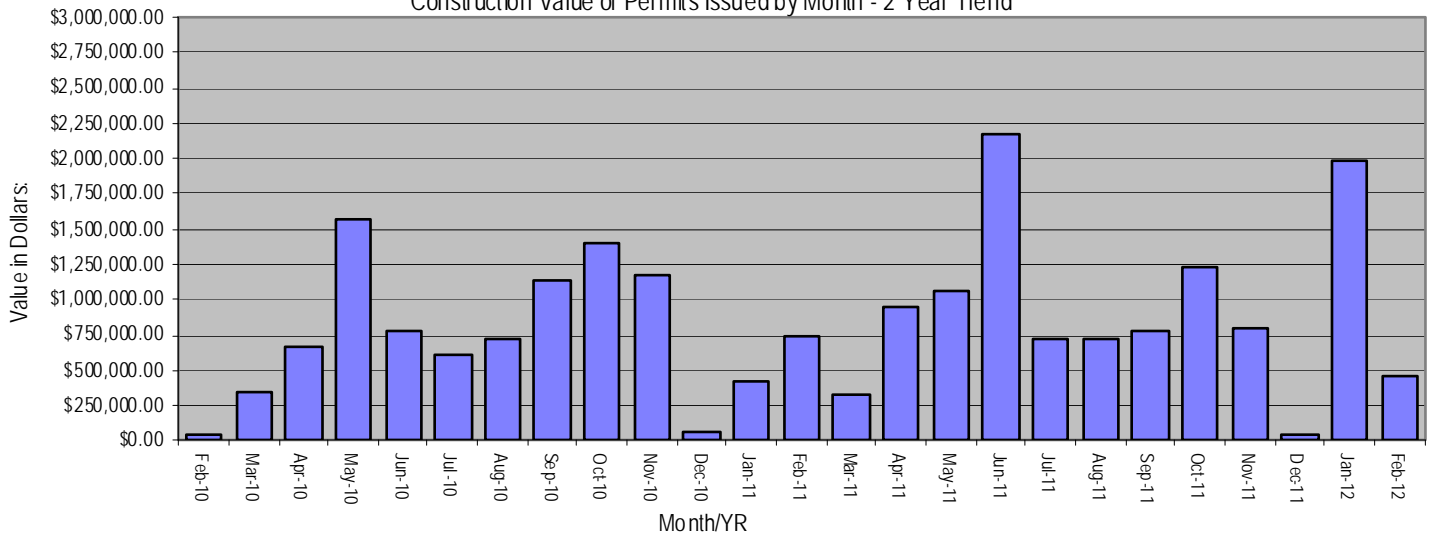
**24** Applied  
**1** Revised/Amended  
**16** Issued  
**3** Cancelled/Expired  
**1** Deadfiled  
**1** Denied  
**5** COs Issued

#### Building Codes Activity

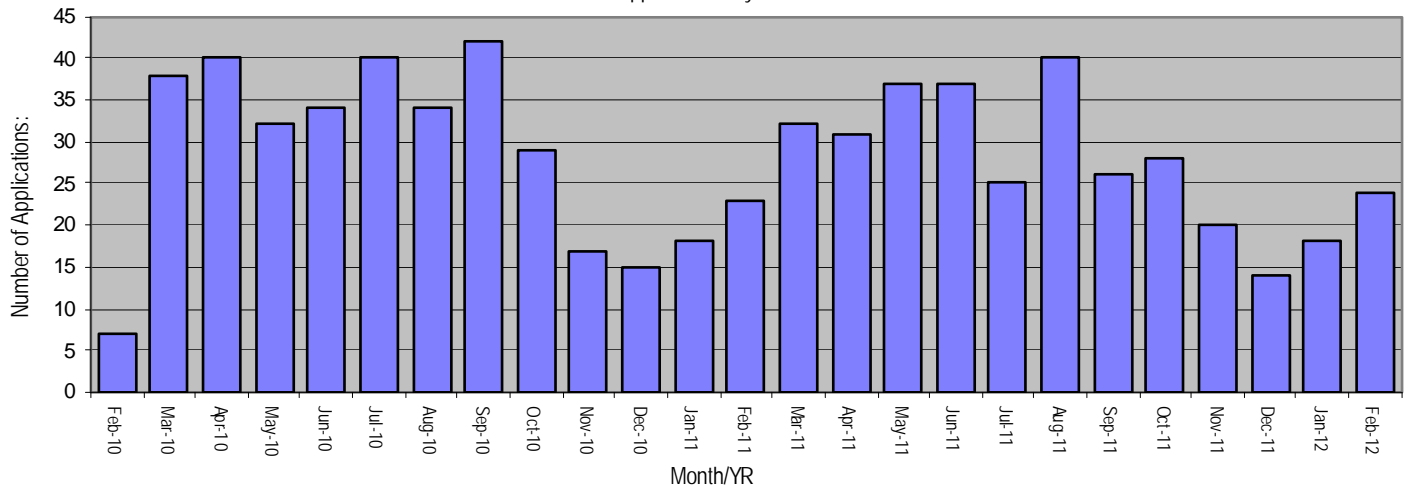
**2** Plans Received  
**3** Plans Approved/Released  
**0** In-house Inspections  
**0** Contracted Inspections

### HISTORICAL PERFORMANCE

Construction Value of Permits Issued by Month - 2 Year Trend\*



Number of Permit Applications by Month - 2 Year Trend





# DIVISION OF LAND DEVELOPMENT SERVICES

## Monthly Report – January 2012

### REPORT SUMMARY

#### Subdivision Plats Approved

**0** Major  
**0** Minor  
**0** Total # of lots created

#### Construction Value – Issued

**\$1,979,100.<sup>00</sup>** Total

#### Fees Invoiced

**\$1,000.<sup>00</sup>** Land Use  
**\$245.<sup>35</sup>** Building Codes  
**\$3,069.<sup>00</sup>** ASCD  
**\$50.<sup>00</sup>** MHBGF  
**\$4,364.<sup>35</sup>** Total

#### Board of Zoning Appeals Cases

**1** Applied  
**0** Denied  
**0** Approved  
**0** Canceled  
**0** Dismissed

#### Floodplain Management

**1** Plans Received  
**0** Plans Approved

#### Major Site Plans

**1** Plans Received  
**2** Plans Approved

#### Land Use/Building Permits

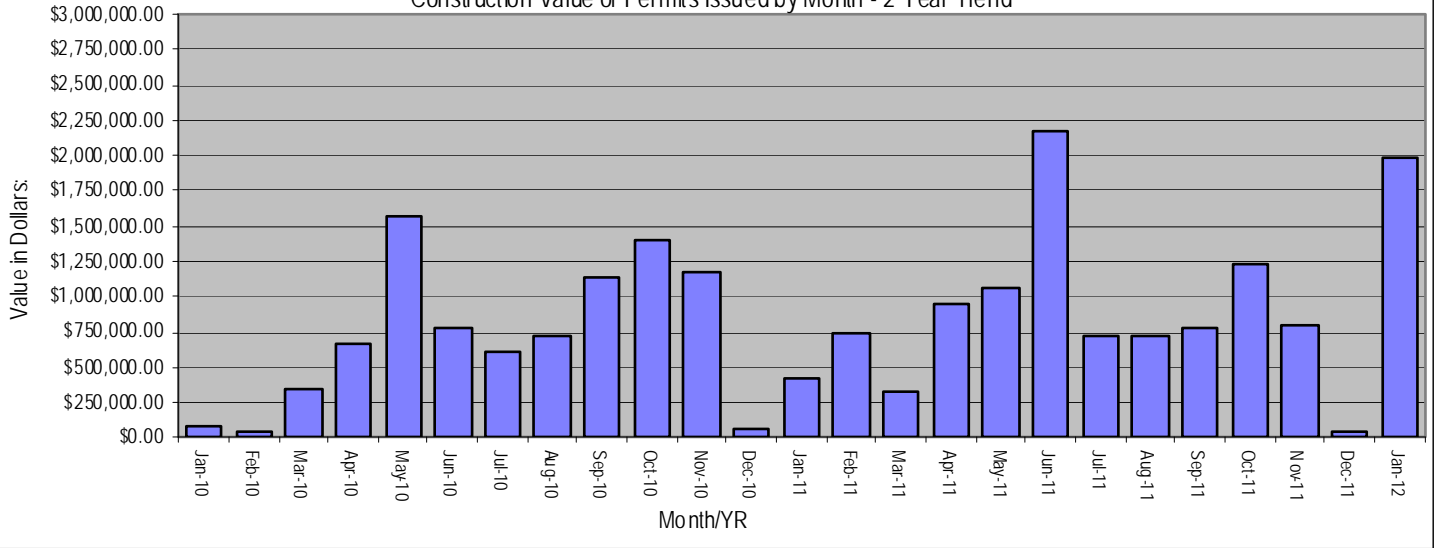
**18** Applied  
**1** Revised/Amended  
**21** Issued  
**1** Cancelled/Expired  
**0** Deadfiled  
**0** Denied  
**1** COs Issued

#### Building Codes Activity

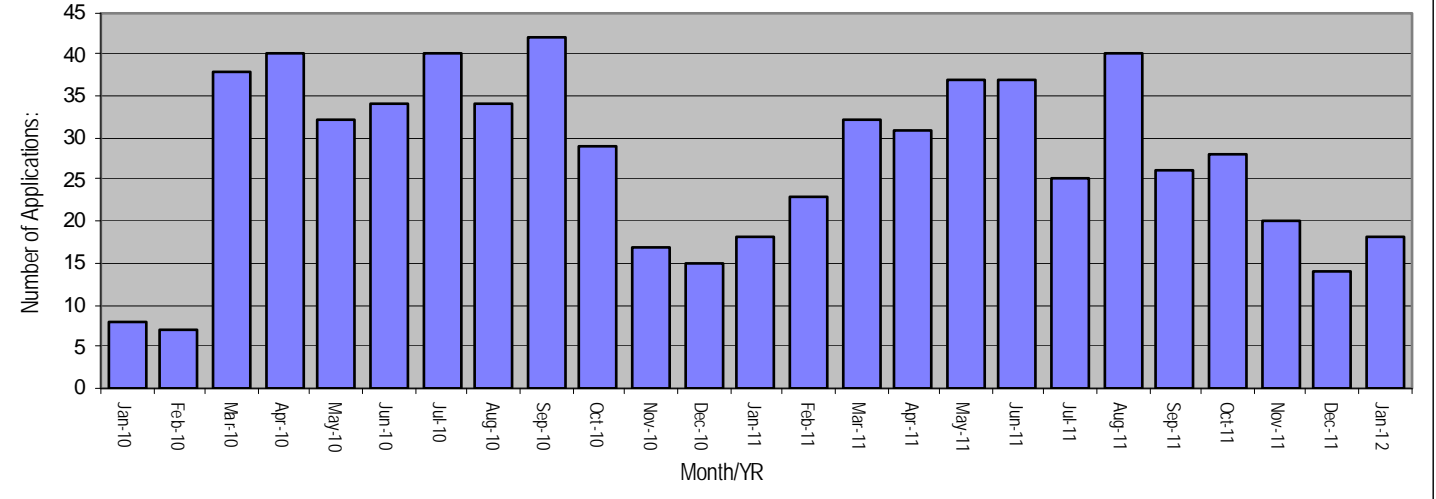
**3** Plans Received  
**2** Plans Approved/Released  
**0** In-house Inspections  
**0** Contracted Inspections

### HISTORICAL PERFORMANCE

Construction Value of Permits Issued by Month - 2 Year Trend\*



Number of Permit Applications by Month - 2 Year Trend





# DIVISION OF LAND DEVELOPMENT SERVICES

## Monthly Report – October 2012

### REPORT SUMMARY

#### Subdivision Plats Approved

0 Major  
0 Minor  
0 Total # of lots created

#### Construction Value – Issued

**\$1,052,400.<sup>00</sup>** Total

#### Fees Invoiced

**\$2,170.<sup>00</sup>** Land Use  
**\$1,375.<sup>68</sup>** Building Codes  
**\$2,250.<sup>00</sup>** ASCD  
**\$400.<sup>00</sup>** MHBGF  
**\$6,195.<sup>68</sup>** Total

#### Board of Zoning Appeals Cases

1 Applied  
0 Denied  
0 Approved  
0 Canceled  
0 Dismissed

#### Floodplain Management

1 Plans Received  
0 Plans Approved

#### Major Site Plans

1 Plans Received  
4 Plans Approved

#### Land Use/Building Permits

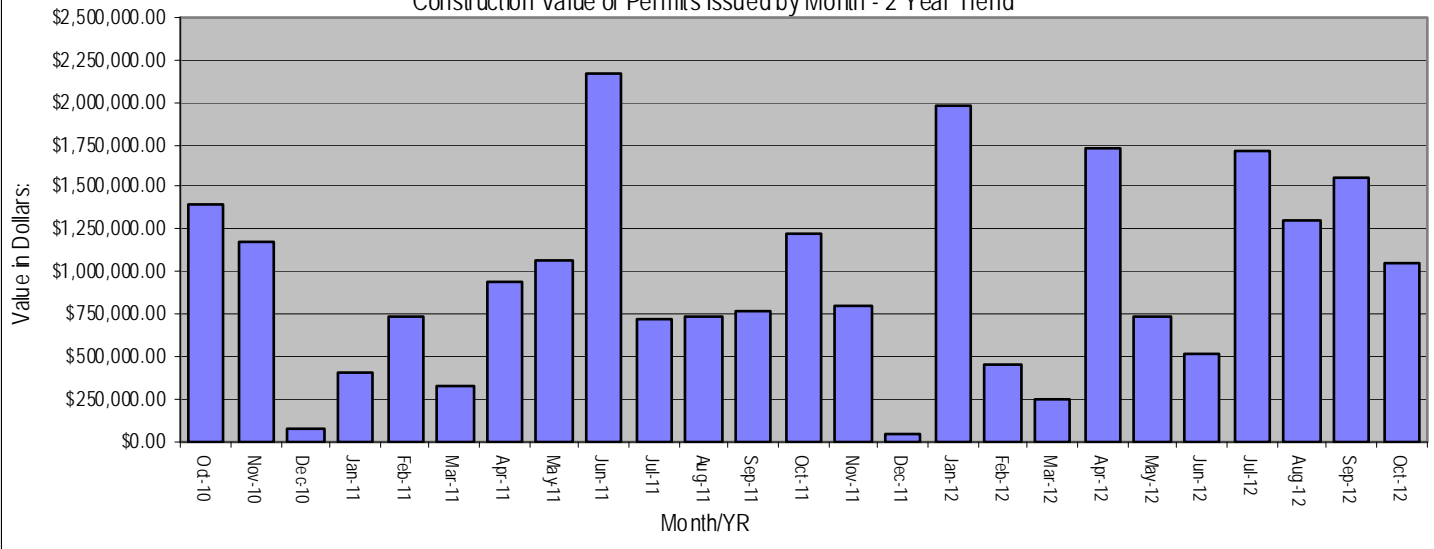
**39** Applied  
**2** Revised/Amended  
**27** Issued  
**1** Cancelled/Expired  
**2** Deadfiled  
**0** Denied  
**3** COs Issued

#### Building Codes Activity

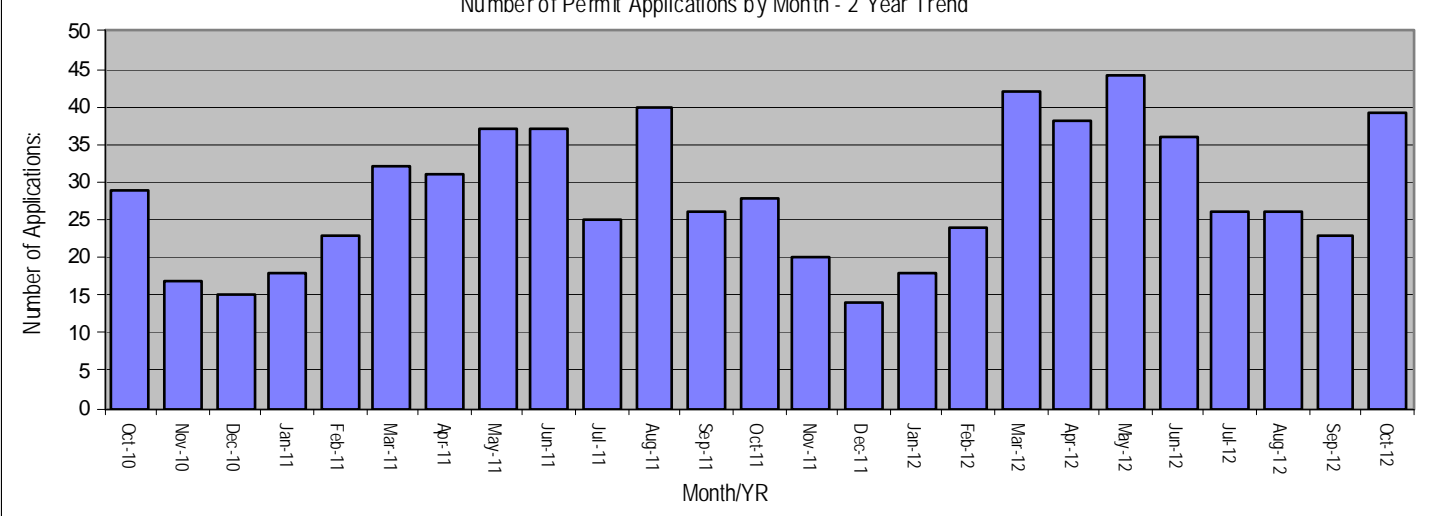
**6** Plans Received  
**6** Plans Approved/Released  
**0** In-house Inspections  
**0** Contracted Inspections

### HISTORICAL PERFORMANCE

Construction Value of Permits Issued by Month - 2 Year Trend\*



Number of Permit Applications by Month - 2 Year Trend





# DIVISION OF LAND DEVELOPMENT SERVICES

## Monthly Report – September 2012

### REPORT SUMMARY

#### Subdivision Plats Approved

**0** Major  
**2** Minor  
**3** Total # of lots created

#### Construction Value – Issued

**\$1,556,400.<sup>00</sup>** Total

#### Fees Invoiced

**\$1,315.<sup>00</sup>** Land Use  
**\$567.<sup>89</sup>** Building Codes  
**\$1,050.<sup>00</sup>** ASCD  
**\$50.<sup>00</sup>** MHBGF  
**\$2,982.<sup>89</sup>** Total

#### Board of Zoning Appeals Cases

**0** Applied  
**0** Denied  
**0** Approved  
**0** Canceled  
**0** Dismissed

#### Floodplain Management

**2** Plans Received  
**0** Plans Approved

#### Major Site Plans

**2** Plans Received  
**1** Plans Approved

#### Land Use/Building Permits

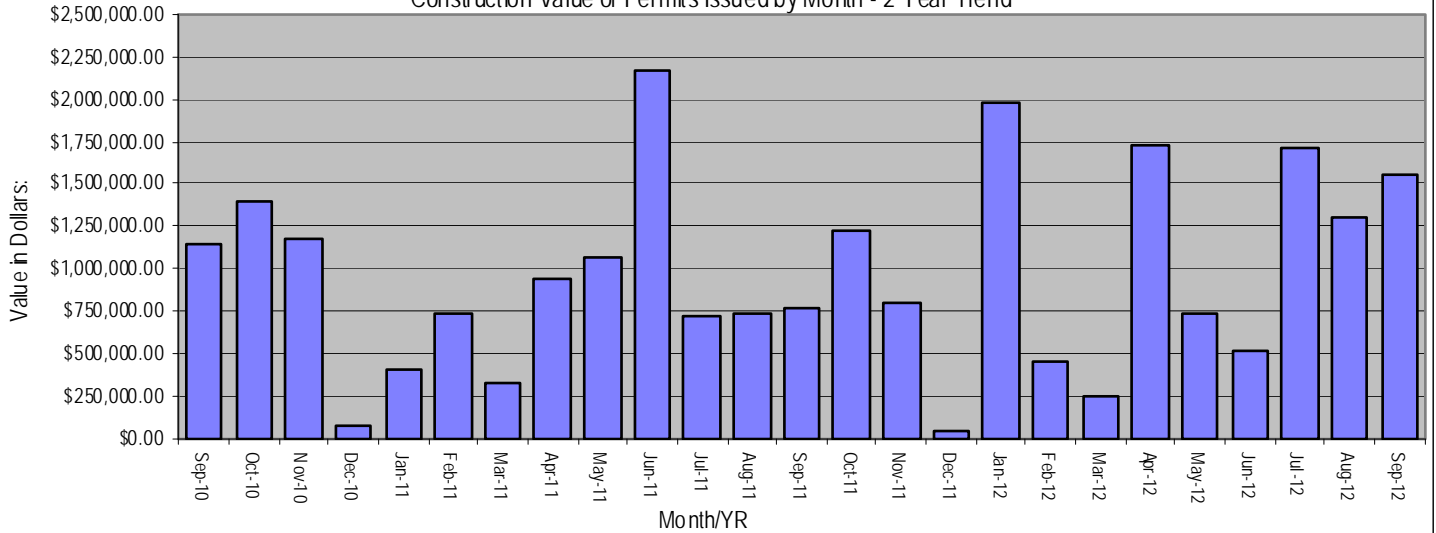
**23** Applied  
**2** Revised/Amended  
**20** Issued  
**0** Cancelled/Expired  
**0** Deadfiled  
**0** Denied  
**3** COs Issued

#### Building Codes Activity

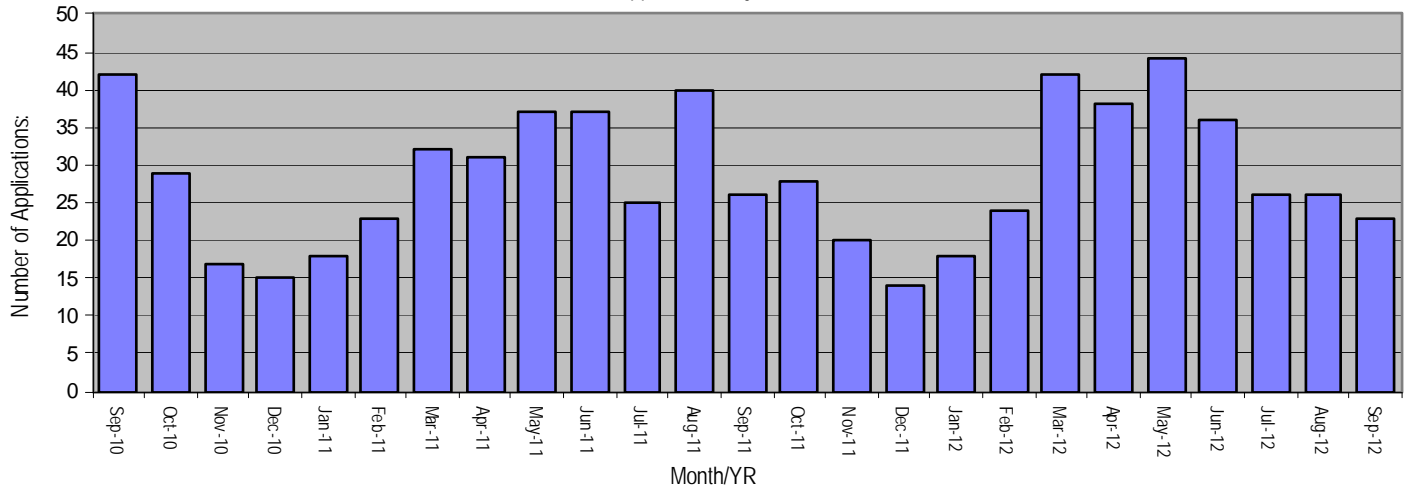
**5** Plans Received  
**5** Plans Approved/Released  
**1** In-house Inspections  
**0** Contracted Inspections

### HISTORICAL PERFORMANCE

Construction Value of Permits Issued by Month - 2 Year Trend\*



Number of Permit Applications by Month - 2 Year Trend





# DIVISION OF LAND DEVELOPMENT SERVICES

## Monthly Report – August 2012

### REPORT SUMMARY

#### Subdivision Plats Approved

**0** Major  
**0** Minor  
**0** Total # of lots created

#### Construction Value – Issued

**\$1,305,295.<sup>00</sup>** Total

#### Fees Invoiced

**\$1,705.<sup>00</sup>** Land Use  
**\$1,651.<sup>35</sup>** Building Codes  
**\$1,830.<sup>00</sup>** ASCD  
**\$200.<sup>00</sup>** MHBGF  
**\$5,386.<sup>35</sup>** Total

#### Board of Zoning Appeals Cases

**0** Applied  
**0** Denied  
**0** Approved  
**0** Canceled  
**0** Dismissed

#### Floodplain Management

**0** Plans Received  
**0** Plans Approved

#### Major Site Plans

**1** Plans Received  
**3** Plans Approved

#### Land Use/Building Permits

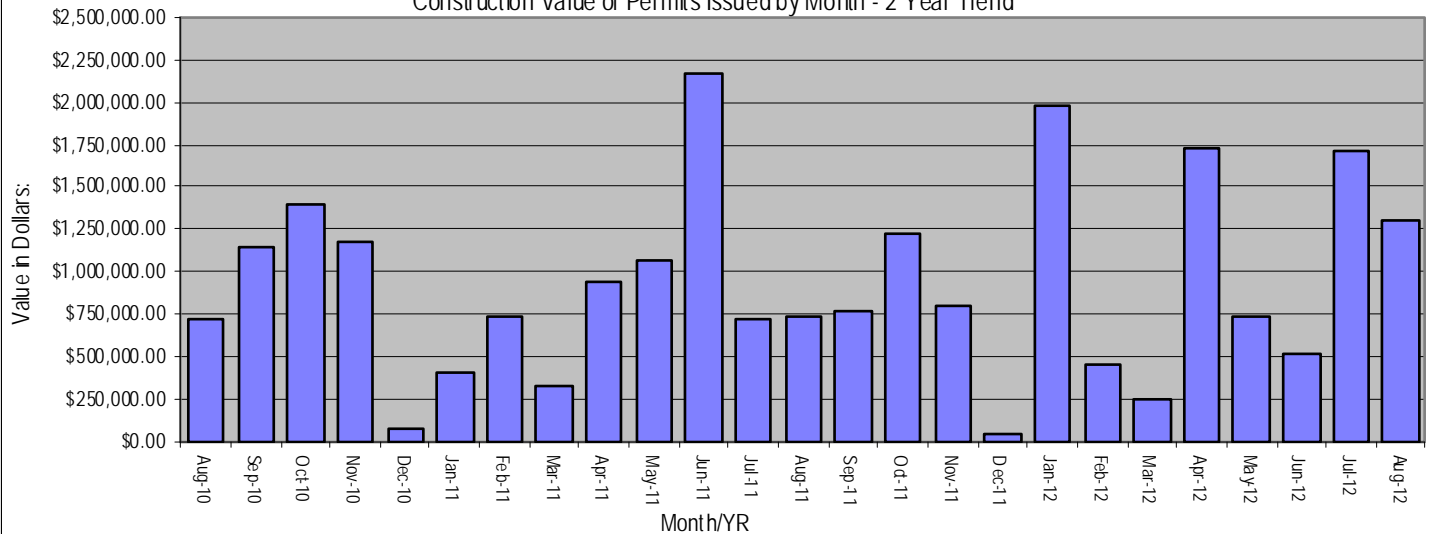
**26** Applied  
**0** Revised/Amended  
**32** Issued  
**1** Cancelled/Expired  
**0** Deadfiled  
**0** Denied  
**7** COs Issued

#### Building Codes Activity

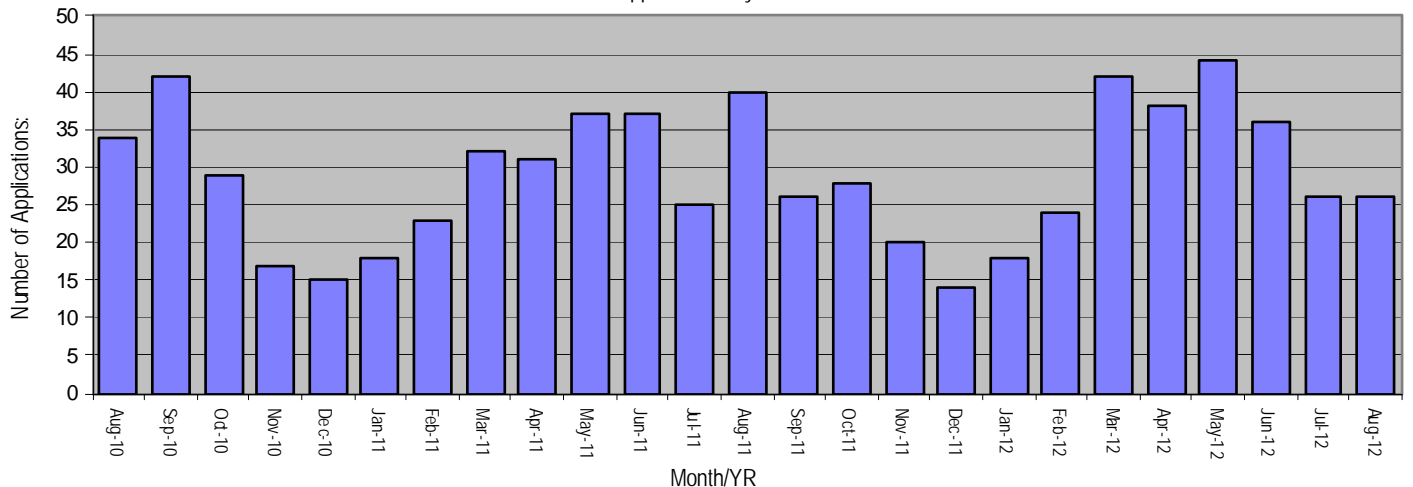
**6** Plans Received  
**8** Plans Approved/Released  
**0** In-house Inspections  
**0** Contracted Inspections

### HISTORICAL PERFORMANCE

Construction Value of Permits Issued by Month - 2 Year Trend\*



Number of Permit Applications by Month - 2 Year Trend





# DIVISION OF LAND DEVELOPMENT SERVICES

## Monthly Report – July 2012

### REPORT SUMMARY

#### Subdivision Plats Approved

**0** Major  
**1** Minor  
**3** Total # of lots created

#### Construction Value – Issued

**\$1,704,000.<sup>00</sup>** Total

#### Fees Invoiced

**\$1,125.<sup>00</sup>** Land Use  
**\$614.<sup>87</sup>** Building Codes  
**\$1,500.<sup>50</sup>** ASCD  
**\$150.<sup>00</sup>** MHBGF  
**\$3,390.<sup>37</sup>** Total

#### Board of Zoning Appeals Cases

**0** Applied  
**0** Denied  
**0** Approved  
**0** Canceled  
**0** Dismissed

#### Floodplain Management

**0** Plans Received  
**0** Plans Approved

#### Major Site Plans

**1** Plans Received  
**4** Plans Approved

#### Land Use/Building Permits

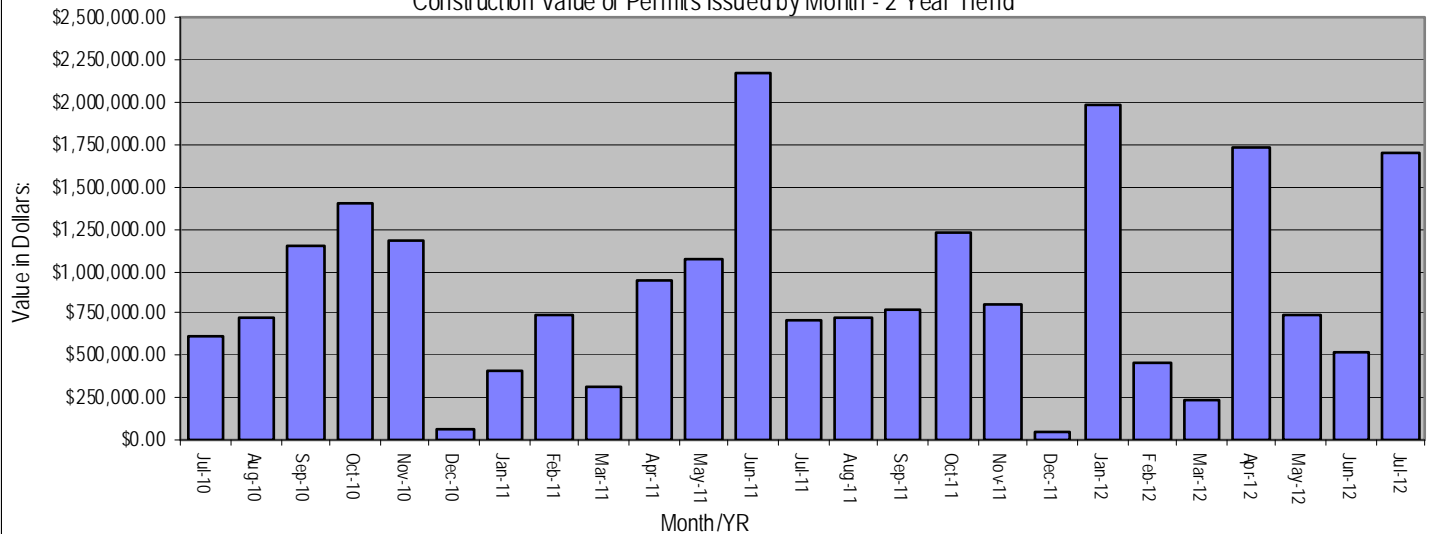
**26** Applied  
**4** Revised/Amended  
**28** Issued  
**1** Cancelled/Expired  
**3** Deadfiled  
**0** Denied  
**5** COs Issued

#### Building Codes Activity

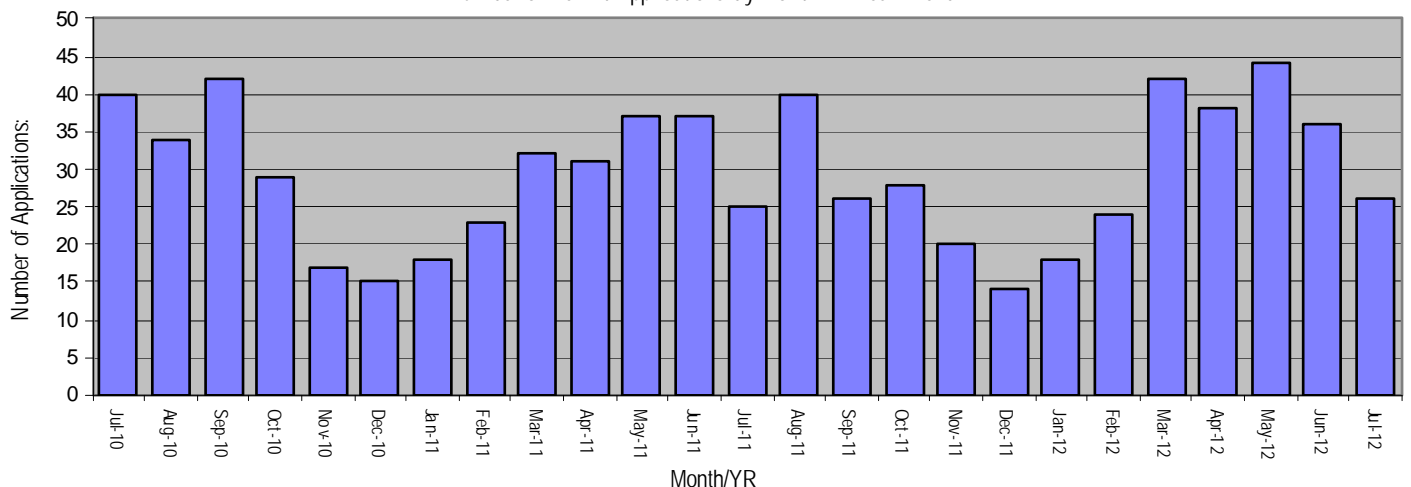
**8** Plans Received  
**5** Plans Approved/Released  
**0** In-house Inspections  
**0** Contracted Inspections

### HISTORICAL PERFORMANCE

Construction Value of Permits Issued by Month - 2 Year Trend\*



Number of Permit Applications by Month - 2 Year Trend







# DIVISION OF LAND DEVELOPMENT SERVICES

## Monthly Report – June 2012

### REPORT SUMMARY

#### Subdivision Plats Approved

0 Major  
 1 Minor  
 1 Total # of lots created

#### Construction Value – Issued

**\$520,995.<sup>00</sup>** Total

#### Fees Invoiced

**\$1,985.<sup>00</sup>** Land Use  
**\$1,091.<sup>75</sup>** Building Codes  
**\$2,750.<sup>00</sup>** ASCD  
**\$150.<sup>00</sup>** MHBGF  
**\$5,976.<sup>75</sup>** Total

#### Board of Zoning Appeals Cases

0 Applied  
 0 Denied  
 1 Approved  
 0 Canceled  
 0 Dismissed

#### Floodplain Management

0 Plans Received  
 0 Plans Approved

#### Major Site Plans

4 Plans Received  
 2 Plans Approved

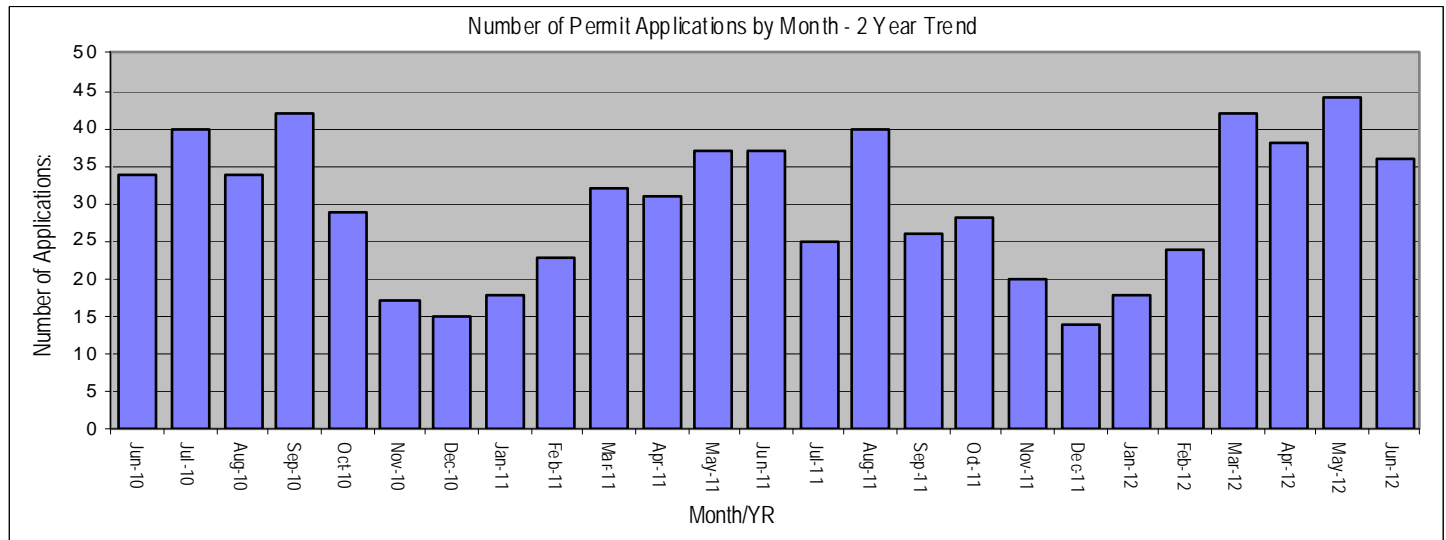
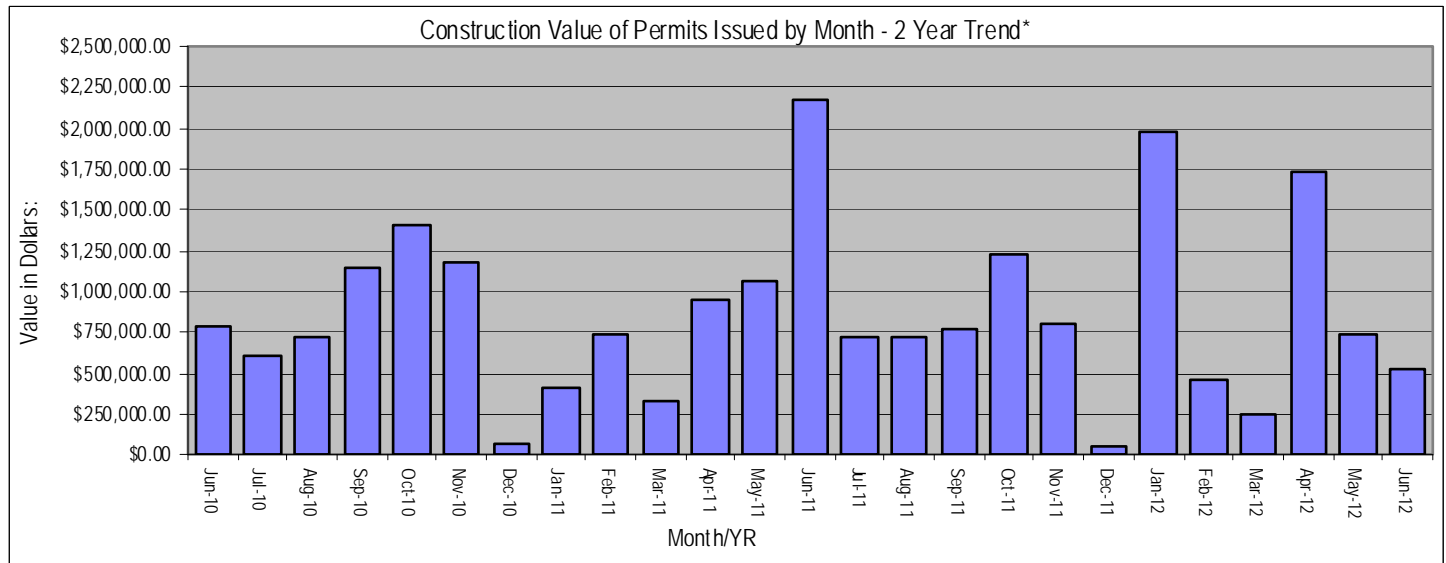
#### Land Use/Building Permits

**36** Applied  
**4** Revised/Amended  
**36** Issued  
**1** Cancelled/Expired  
**4** Deadfiled  
**0** Denied  
**8** COs Issued

#### Building Codes Activity

**6** Plans Received  
**6** Plans Approved/Released  
**0** In-house Inspections  
**0** Contracted Inspections

### HISTORICAL PERFORMANCE





# DIVISION OF LAND DEVELOPMENT SERVICES

## Monthly Report – May 2012

### REPORT SUMMARY

#### Subdivision Plats Approved

**0** Major  
**2** Minor  
**2** Total # of lots created

#### Construction Value – Issued

**\$740,200.<sup>00</sup>** Total

#### Fees Invoiced

**\$2,290.<sup>00</sup>** Land Use  
**\$1,656.<sup>71</sup>** Building Codes  
**\$2,275.<sup>50</sup>** ASCD  
**\$150.<sup>00</sup>** MHBGF  
**\$6,375.<sup>21</sup>** Total

#### Board of Zoning Appeals Cases

**0** Applied  
**0** Denied  
**0** Approved  
**0** Canceled  
**0** Dismissed

#### Floodplain Management

**0** Plans Received  
**0** Plans Approved

#### Major Site Plans

**2** Plans Received  
**1** Plans Approved

#### Land Use/Building Permits

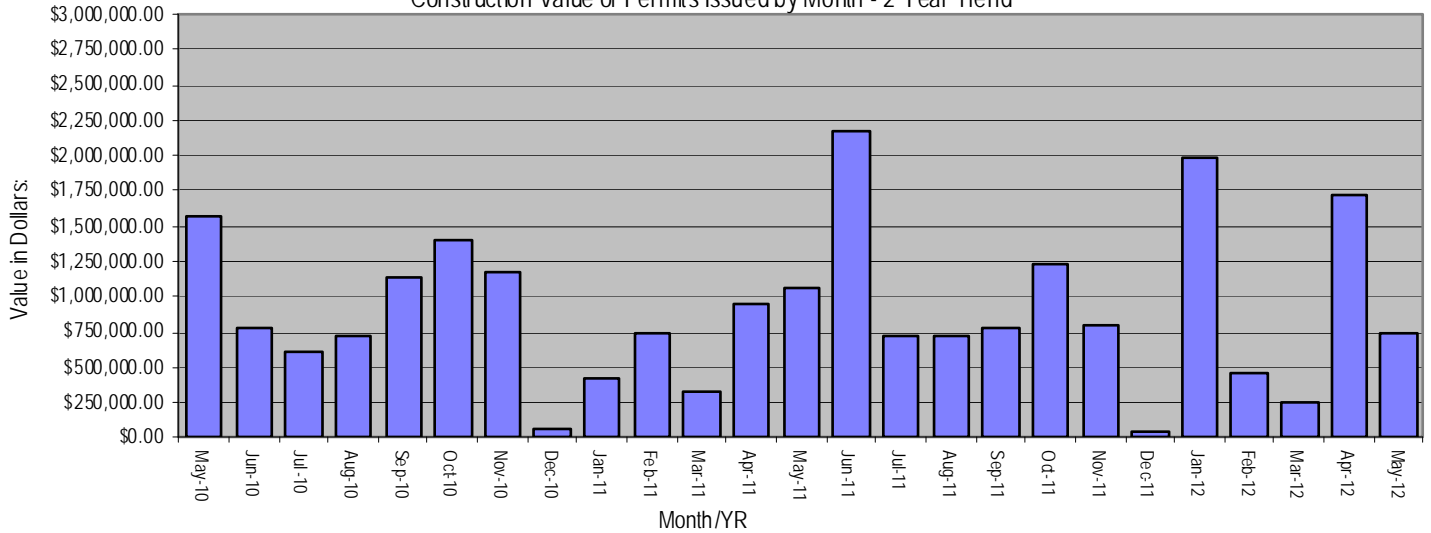
**44** Applied  
**1** Revised/Amended  
**37** Issued  
**1** Cancelled/Expired  
**4** Deadfiled  
**0** Denied  
**4** COs Issued

#### Building Codes Activity

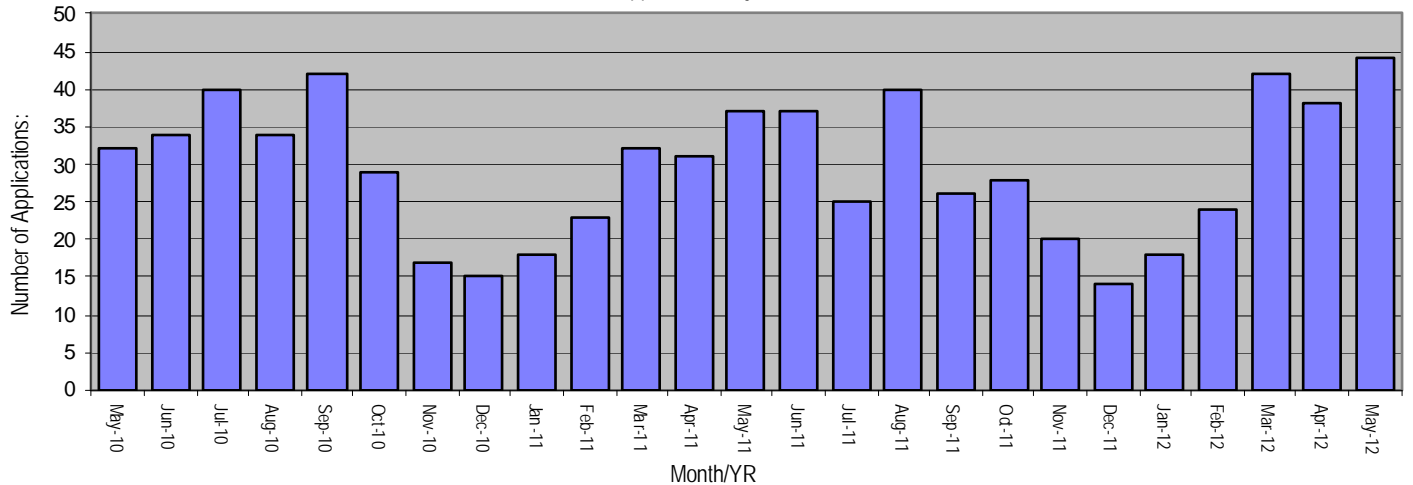
**11** Plans Received  
**10** Plans Approved/Released  
**0** In-house Inspections  
**0** Contracted Inspections

### HISTORICAL PERFORMANCE

Construction Value of Permits Issued by Month - 2 Year Trend\*



Number of Permit Applications by Month - 2 Year Trend





# DIVISION OF LAND DEVELOPMENT SERVICES

## Monthly Report – April 2012

### REPORT SUMMARY

#### Subdivision Plats Approved

**0** Major  
**2** Minor  
**2** Total # of lots created

#### Construction Value – Issued

**\$1,724,900.<sup>00</sup>** Total

#### Fees Invoiced

**\$3,300.<sup>00</sup>** Land Use  
**\$1,673.<sup>60</sup>** Building Codes  
**\$2,629.<sup>00</sup>** ASCD  
**\$100.<sup>00</sup>** MHBGF  
**\$7,702.<sup>60</sup>** Total

#### Board of Zoning Appeals Cases

**1** Applied  
**0** Denied  
**0** Approved  
**0** Canceled  
**0** Dismissed

#### Floodplain Management

**1** Plans Received  
**1** Plans Approved

#### Major Site Plans

**4** Plans Received  
**2** Plans Approved

#### Land Use/Building Permits

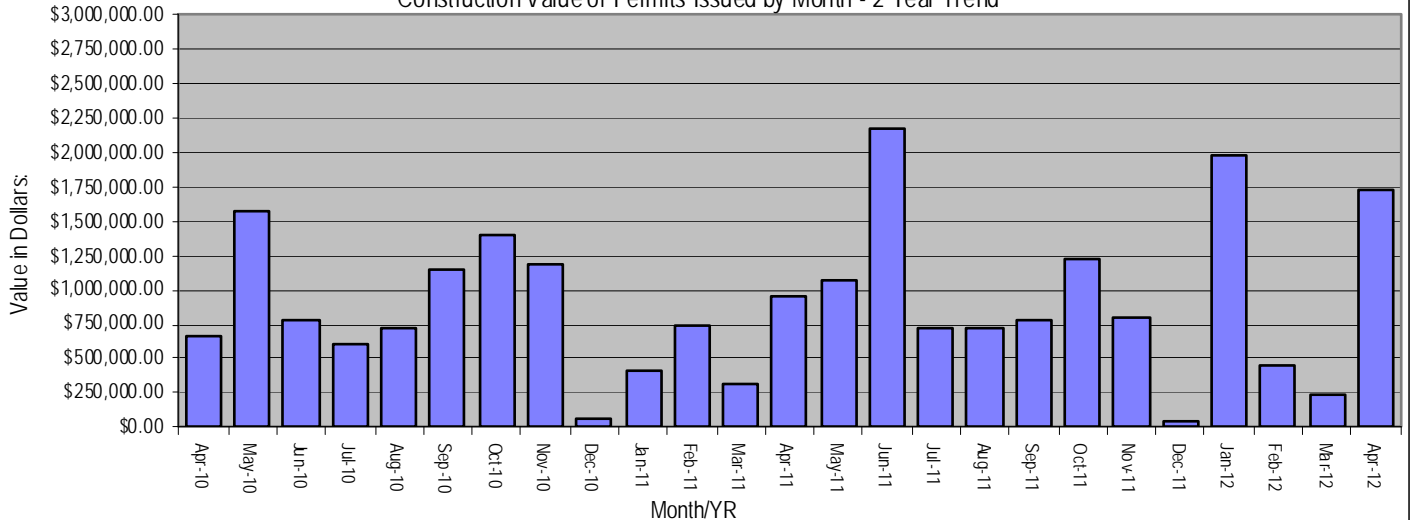
**38** Applied  
**2** Revised/Amended  
**36** Issued  
**1** Cancelled/Expired  
**3** Deadfiled  
**0** Denied  
**6** COs Issued

#### Building Codes Activity

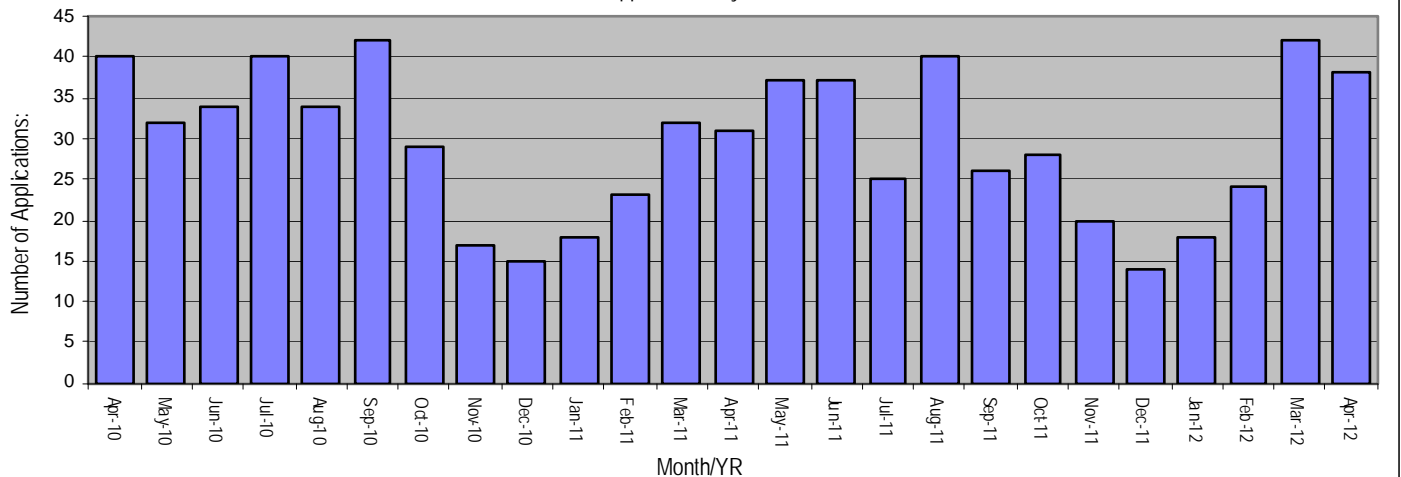
**12** Plans Received  
**12** Plans Approved/Released  
**2** In-house Inspections  
**0** Contracted Inspections

### HISTORICAL PERFORMANCE

Construction Value of Permits Issued by Month - 2 Year Trend\*



Number of Permit Applications by Month - 2 Year Trend





# DIVISION OF LAND DEVELOPMENT SERVICES

## Monthly Report – March 2012

### REPORT SUMMARY

#### Subdivision Plats Approved

**0** Major  
**1** Minor  
**1** Total # of lots created

#### Construction Value – Issued

**\$246,400.<sup>00</sup>** Total

#### Fees Invoiced

**\$2,355.<sup>00</sup>** Land Use  
**\$1,688.<sup>68</sup>** Building Codes  
**\$2,939.<sup>50</sup>** ASCD  
**\$300.<sup>00</sup>** MHBGF  
**\$7,283.<sup>18</sup>** Total

#### Board of Zoning Appeals Cases

**0** Applied  
**0** Denied  
**0** Approved  
**0** Canceled  
**0** Dismissed

#### Floodplain Management

**0** Plans Received  
**0** Plans Approved

#### Major Site Plans

**4** Plans Received  
**2** Plans Approved

#### Land Use/Building Permits

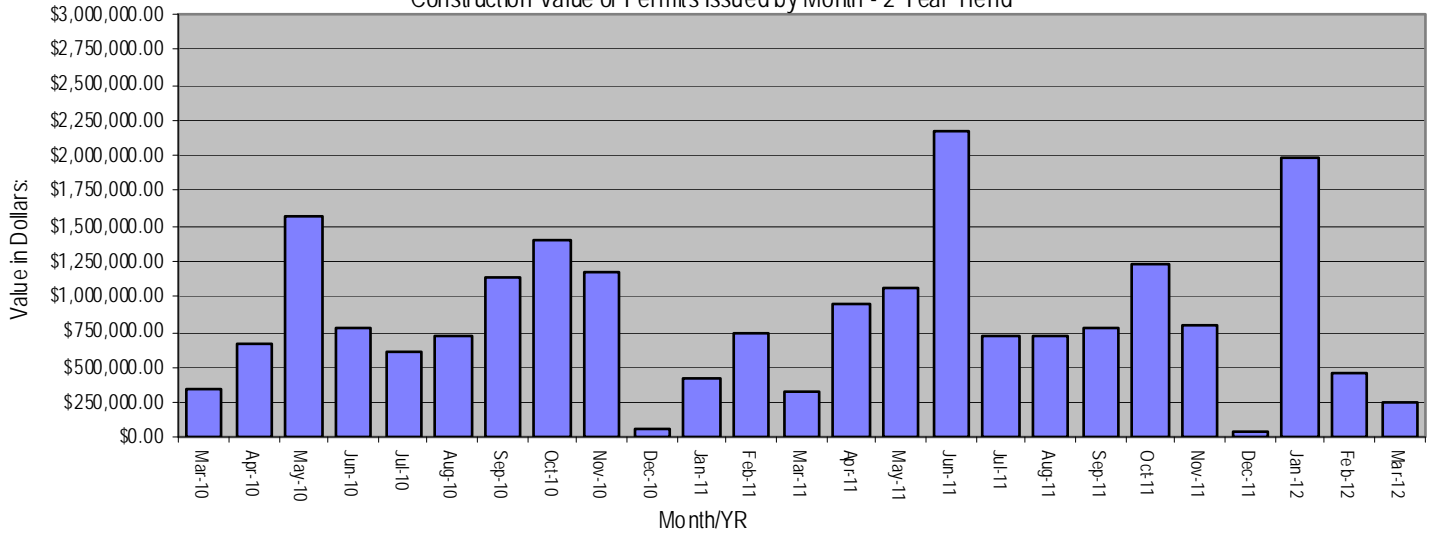
**42** Applied  
**3** Revised/Amended  
**30** Issued  
**0** Cancelled/Expired  
**3** Deadfiled  
**0** Denied  
**7** COs Issued

#### Building Codes Activity

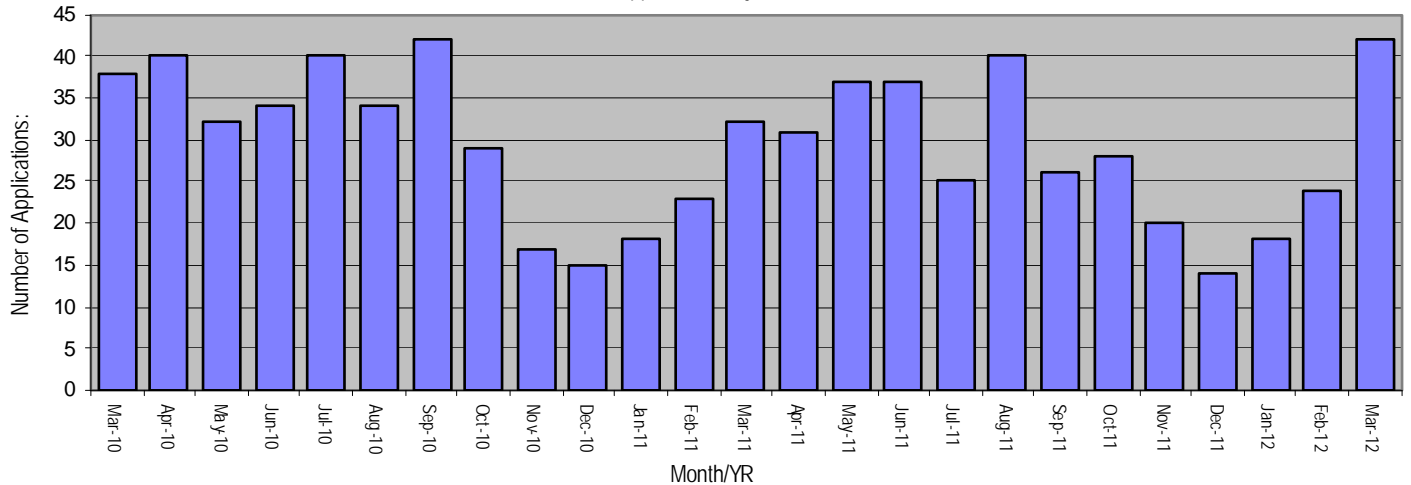
**7** Plans Received  
**7** Plans Approved/Released  
**0** In-house Inspections  
**0** Contracted Inspections

### HISTORICAL PERFORMANCE

Construction Value of Permits Issued by Month - 2 Year Trend\*



Number of Permit Applications by Month - 2 Year Trend





# DIVISION OF LAND DEVELOPMENT SERVICES

## Monthly Report – February 2012

### REPORT SUMMARY

#### Subdivision Plats Approved

**0** Major  
**1** Minor  
**2** Total # of lots created

#### Construction Value – Issued

**\$458,850.<sup>00</sup>** Total

#### Fees Invoiced

**\$805.<sup>00</sup>** Land Use  
**\$382.<sup>80</sup>** Building Codes  
**\$1,104.<sup>50</sup>** ASCD  
**\$50.<sup>00</sup>** MHBGF  
**\$2,342.<sup>30</sup>** Total

#### Board of Zoning Appeals Cases

**0** Applied  
**0** Denied  
**1** Approved  
**0** Canceled  
**0** Dismissed

#### Floodplain Management

**0** Plans Received  
**1** Plans Approved

#### Major Site Plans

**1** Plans Received  
**0** Plans Approved

#### Land Use/Building Permits

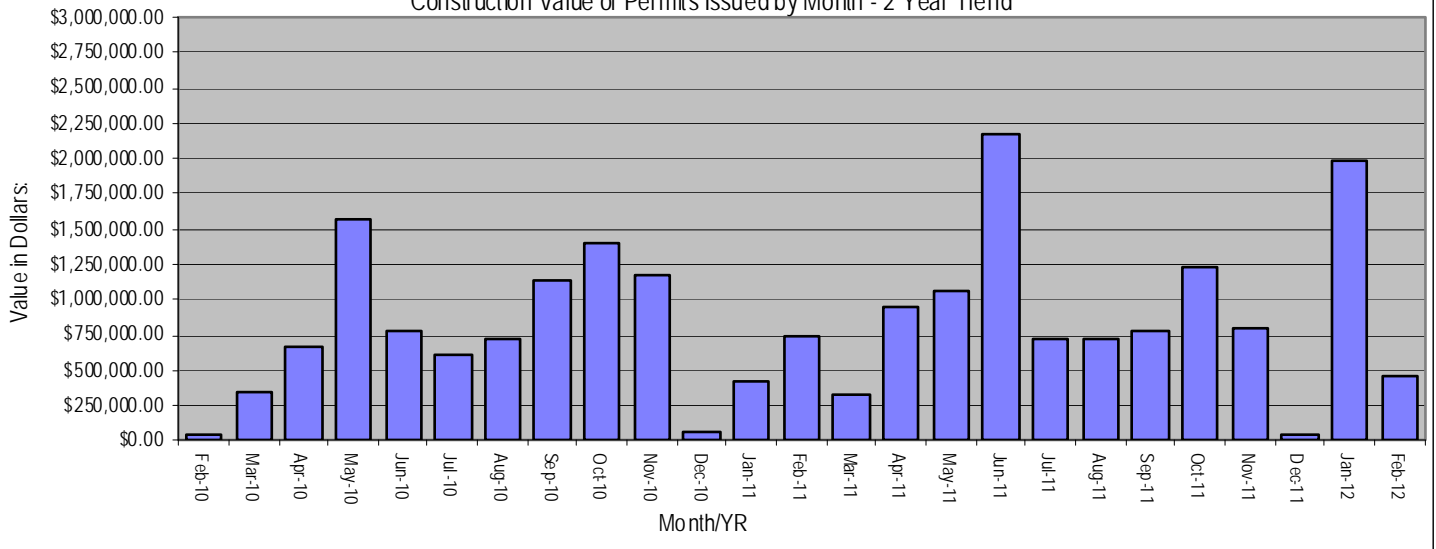
**24** Applied  
**1** Revised/Amended  
**16** Issued  
**3** Cancelled/Expired  
**1** Deadfiled  
**1** Denied  
**5** COs Issued

#### Building Codes Activity

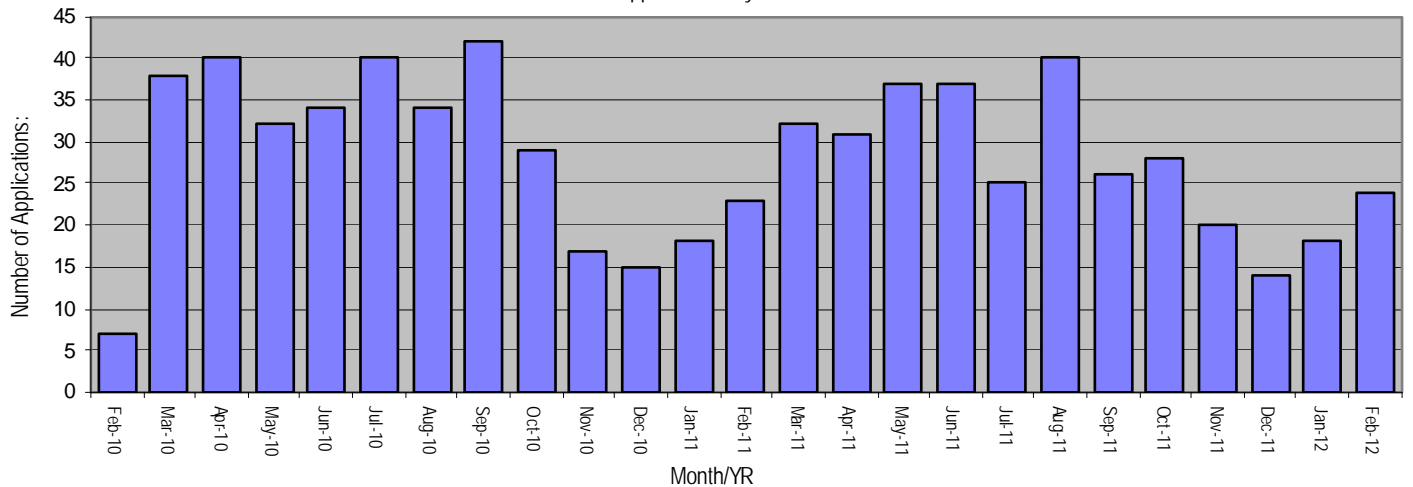
**2** Plans Received  
**3** Plans Approved/Released  
**0** In-house Inspections  
**0** Contracted Inspections

### HISTORICAL PERFORMANCE

Construction Value of Permits Issued by Month - 2 Year Trend\*



Number of Permit Applications by Month - 2 Year Trend





# DIVISION OF LAND DEVELOPMENT SERVICES

## Monthly Report – January 2012

### REPORT SUMMARY

#### Subdivision Plats Approved

**0** Major  
**0** Minor  
**0** Total # of lots created

#### Construction Value – Issued

**\$1,979,100.<sup>00</sup>** Total

#### Fees Invoiced

**\$1,000.<sup>00</sup>** Land Use  
**\$245.<sup>35</sup>** Building Codes  
**\$3,069.<sup>00</sup>** ASCD  
**\$50.<sup>00</sup>** MHBGF  
**\$4,364.<sup>35</sup>** Total

#### Board of Zoning Appeals Cases

**1** Applied  
**0** Denied  
**0** Approved  
**0** Canceled  
**0** Dismissed

#### Floodplain Management

**1** Plans Received  
**0** Plans Approved

#### Major Site Plans

**1** Plans Received  
**2** Plans Approved

#### Land Use/Building Permits

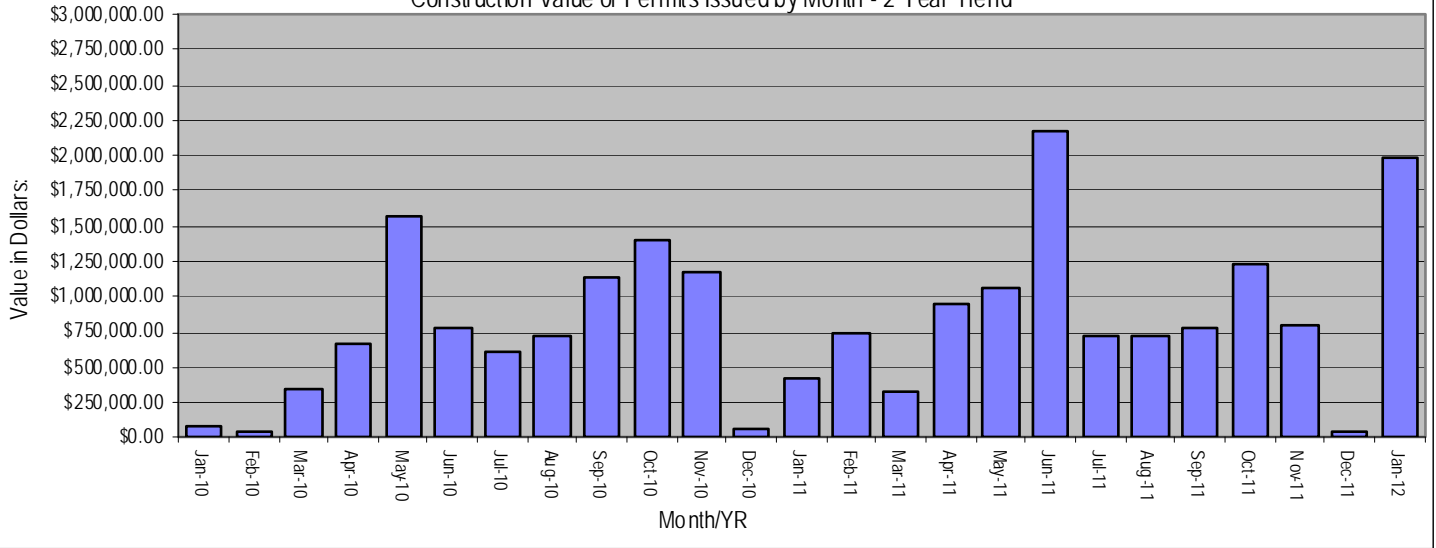
**18** Applied  
**1** Revised/Amended  
**21** Issued  
**1** Cancelled/Expired  
**0** Deadfiled  
**0** Denied  
**1** COs Issued

#### Building Codes Activity

**3** Plans Received  
**2** Plans Approved/Released  
**0** In-house Inspections  
**0** Contracted Inspections

### HISTORICAL PERFORMANCE

Construction Value of Permits Issued by Month - 2 Year Trend\*



Number of Permit Applications by Month - 2 Year Trend

