



DIVISION OF LAND DEVELOPMENT SERVICES

Monthly Report –December 2011

REPORT SUMMARY

Subdivision Plats Approved

0 Major
1 Minor
1 Total # of lots created

Construction Value – Issued

\$47,799.⁰⁰ Total

Fees Invoiced

\$815.⁰⁰ Land Use
\$195.⁰⁰ Building Codes
\$750.⁰⁰ ASCD
\$0.⁰⁰ MHBGF
\$1,760.⁰⁰ Total

Board of Zoning Appeals Cases

0 Applied
0 Denied
0 Approved
0 Canceled
0 Dismissed

Floodplain Management

0 Plans Received
0 Plans Approved

Major Site Plans

1 Plans Received
1 Plans Approved

Land Use/Building Permits

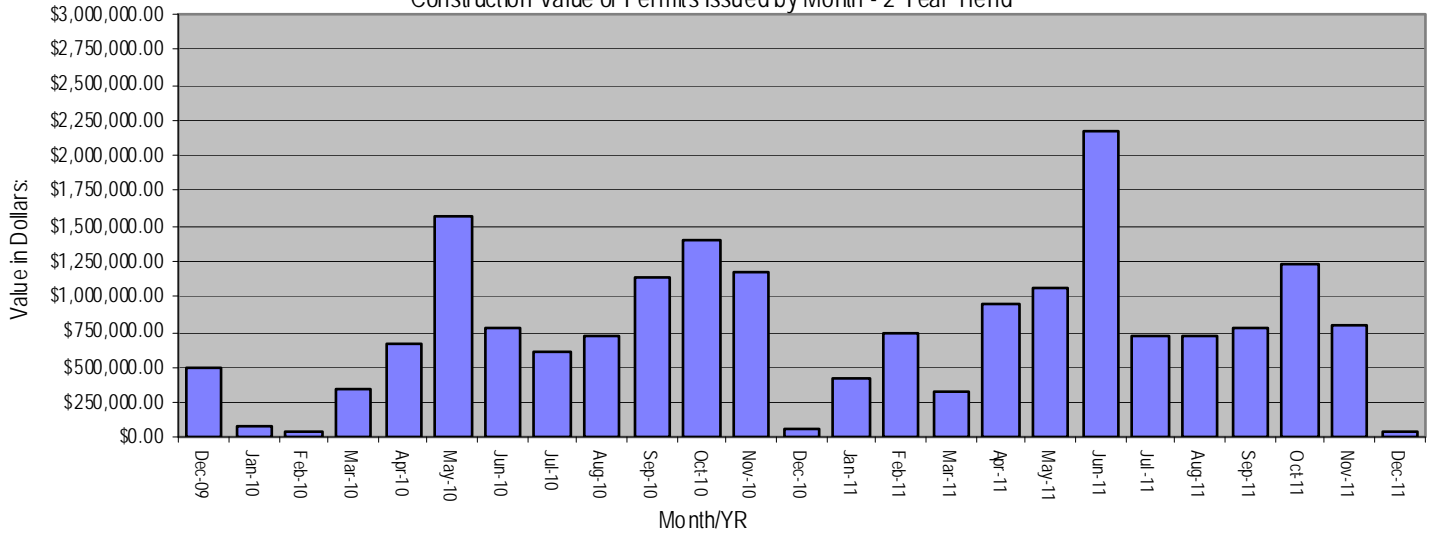
14 Applied
2 Revised/Amended
17 Issued
0 Cancelled/Expired
1 Deadfiled
0 Denied
8 COs Issued

Building Codes Activity

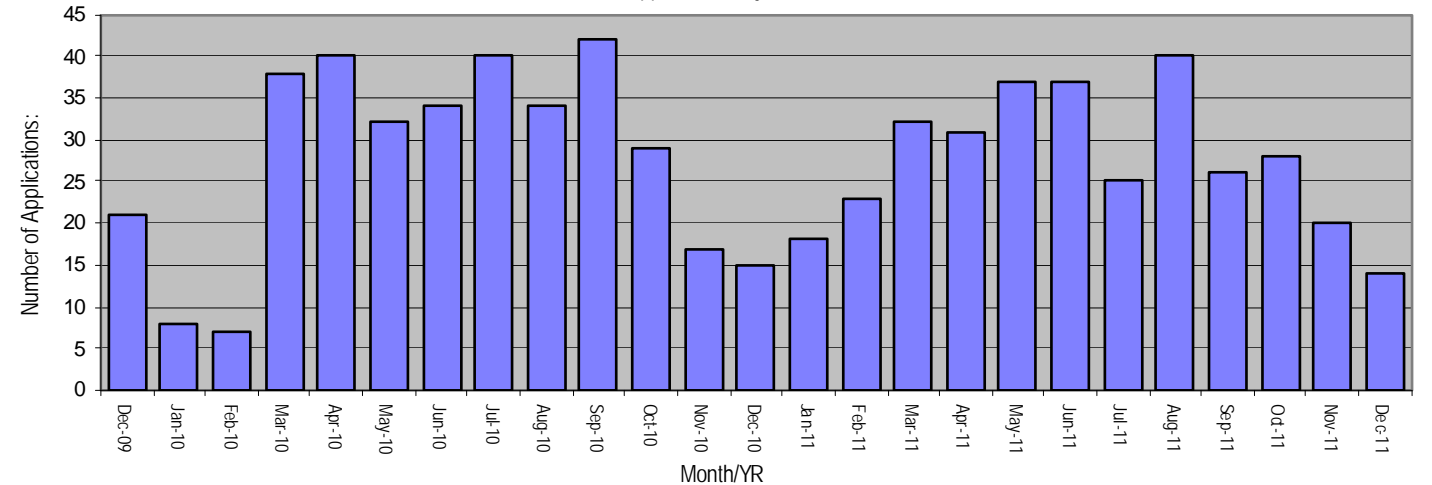
2 Plans Received
0 Plans Approved/Released
2 In-house Inspections
0 Contracted Inspections

HISTORICAL PERFORMANCE

Construction Value of Permits Issued by Month - 2 Year Trend*



Number of Permit Applications by Month - 2 Year Trend





DIVISION OF LAND DEVELOPMENT SERVICES

Monthly Report – November 2011

REPORT SUMMARY

Subdivision Plats Approved

0 Major
0 Minor
0 Total # of lots created

Construction Value – Issued

\$801,300.⁰⁰ Total

Fees Invoiced

\$1,955.⁰⁰ Land Use
\$437.⁴⁰ Building Codes
\$1,293.⁵⁰ ASCD
\$100.⁰⁰ MHBGF
\$3,785.⁹⁰ Total

Board of Zoning Appeals Cases

0 Applied
0 Denied
0 Approved
0 Canceled
0 Dismissed

Floodplain Management

0 Plans Received
0 Plans Approved

Major Site Plans

1 Plans Received
2 Plans Approved

Land Use/Building Permits

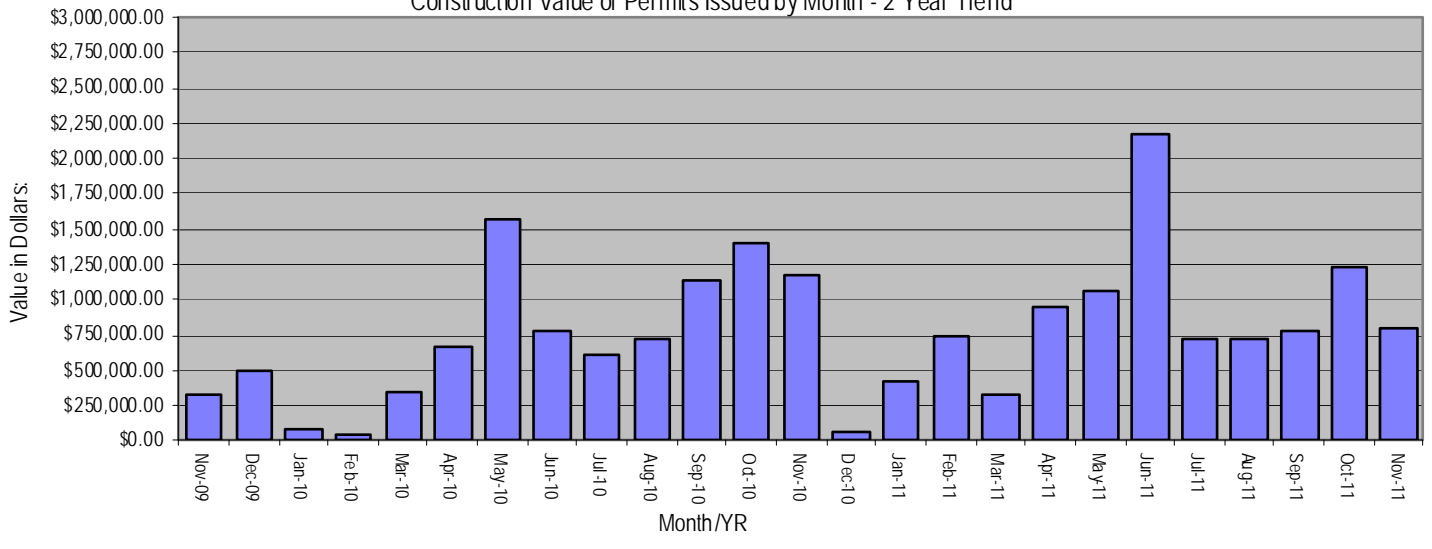
20 Applied
0 Revised/Amended
21 Issued
0 Cancelled/Expired
3 Deadfiled
0 Denied
7 COs Issued

Building Codes Activity

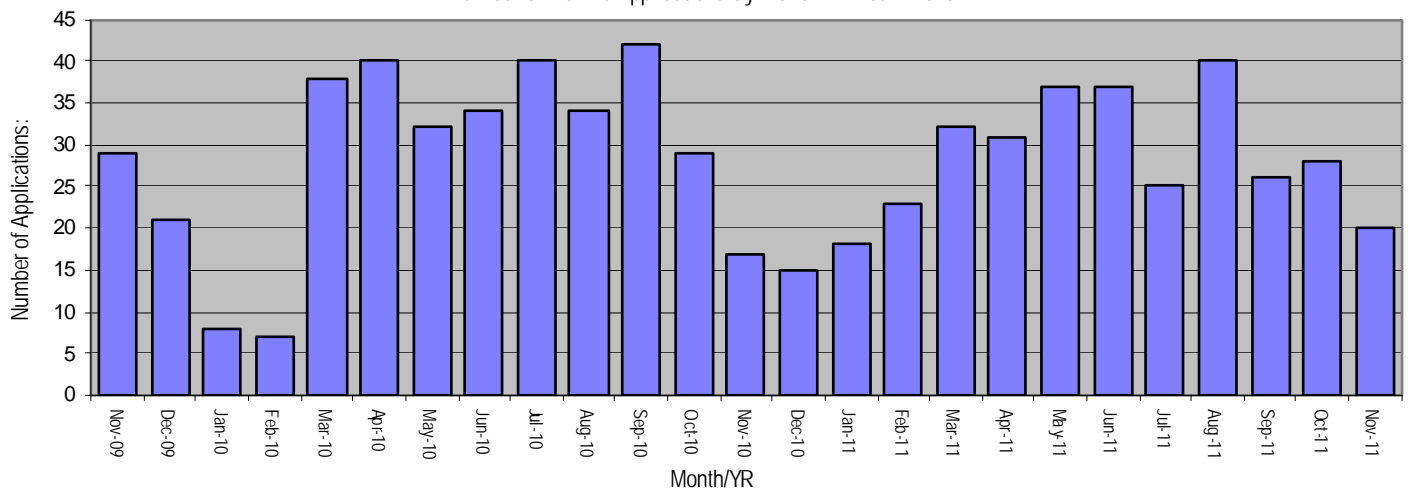
0 Plans Received
2 Plans Approved/Released
0 In-house Inspections
0 Contracted Inspections

HISTORICAL PERFORMANCE

Construction Value of Permits Issued by Month - 2 Year Trend*



Number of Permit Applications by Month - 2 Year Trend





DIVISION OF LAND DEVELOPMENT SERVICES

Monthly Report – October 2011

REPORT SUMMARY

Subdivision Plats Approved

0 Major
1 Minor
1 Total # of lots created

Construction Value – Issued

\$1,221,750.⁰⁰ Total

Fees Invoiced

\$1,020.⁰⁰ Land Use
\$738.¹⁵ Building Codes
\$1,351.⁰⁰ ASCD
\$150.⁰⁰ MHBGF
\$3,259.¹⁵ Total

Board of Zoning Appeals Cases

0 Applied
0 Denied
0 Approved
0 Canceled
0 Dismissed

Floodplain Management

0 Plans Received
0 Plans Approved

Major Site Plans

4 Plans Received
4 Plans Approved

Land Use/Building Permits

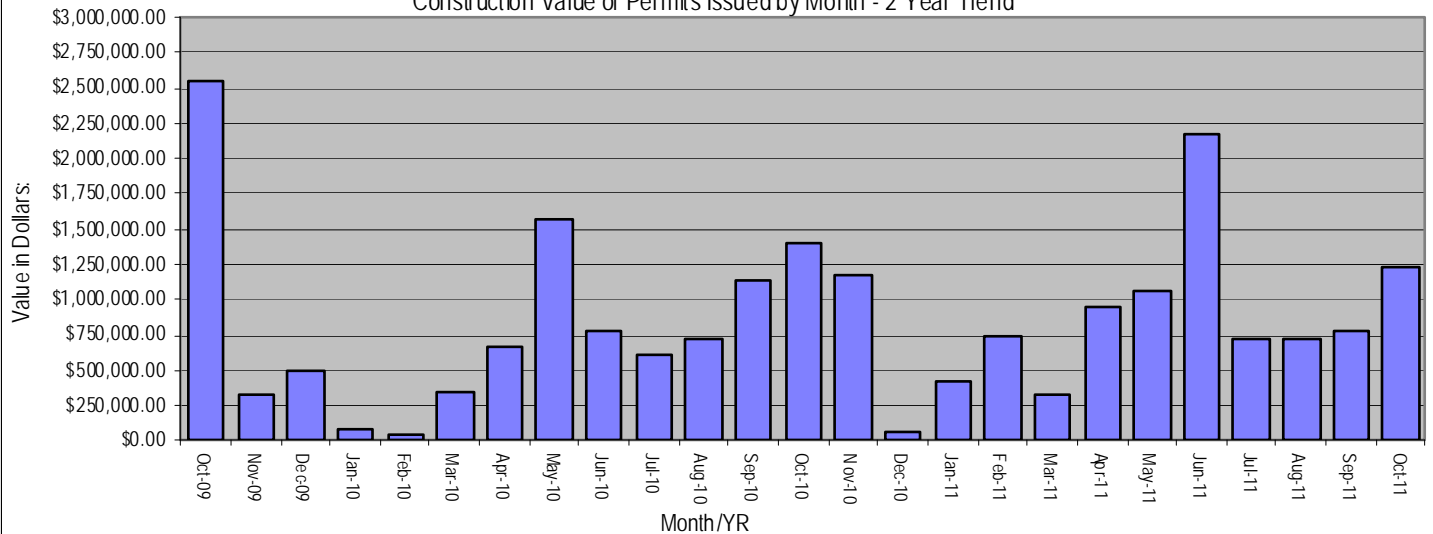
28 Applied
2 Revised/Amended
30 Issued
1 Cancelled/Expired
1 Deadfiled
0 Denied
5 COs Issued

Building Codes Activity

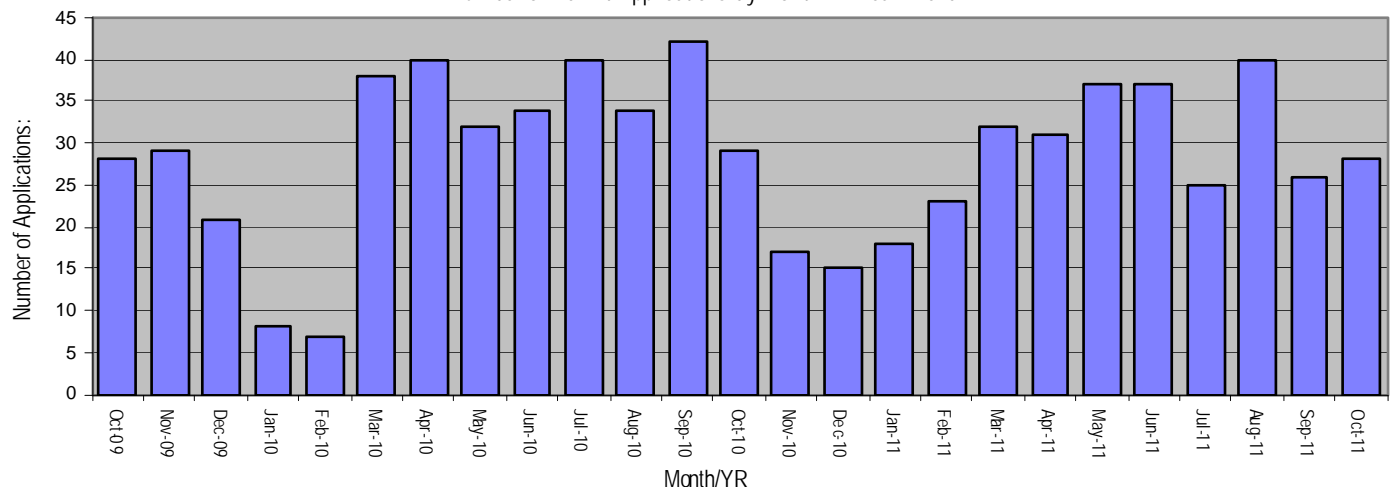
7 Plans Received
8 Plans Approved/Released
1 In-house Inspections
0 Contracted Inspections

HISTORICAL PERFORMANCE

Construction Value of Permits Issued by Month - 2 Year Trend*



Number of Permit Applications by Month - 2 Year Trend





DIVISION OF LAND DEVELOPMENT SERVICES

Monthly Report – September 2011

REPORT SUMMARY

Subdivision Plats Approved

0 Major
2 Minor
2 Total # of lots created

Construction Value – Issued

\$774,400.⁰⁰ Total

Fees Invoiced

\$1,140.⁰⁰ Land Use
\$523.³⁰ Building Codes
\$1,491.³¹ ASCD
\$100.⁰⁰ MHBGF
\$3,254.⁶¹ Total

Board of Zoning Appeals Cases

0 Applied
0 Denied
1 Approved
0 Canceled
0 Dismissed

Floodplain Management

0 Plans Received
0 Plans Approved

Major Site Plans

4 Plans Received
0 Plans Approved

Land Use/Building Permits

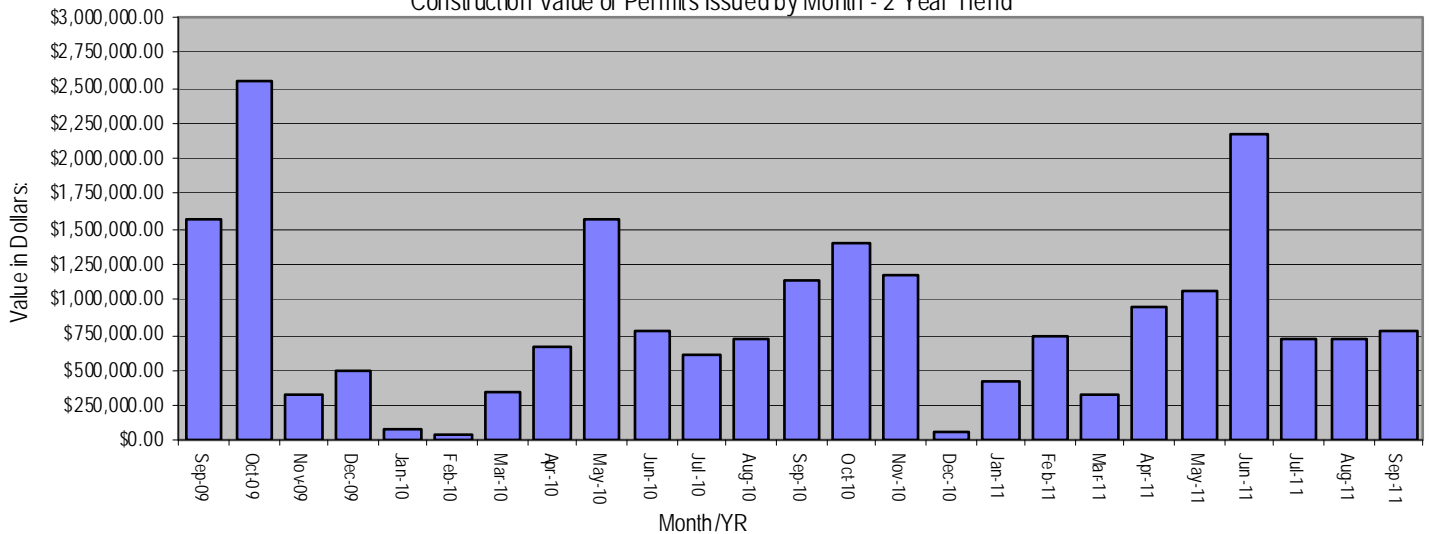
26 Applied
2 Revised/Amended
34 Issued
0 Cancelled/Expired
4 Deadfiled
0 Denied
4 COs Issued

Building Codes Activity

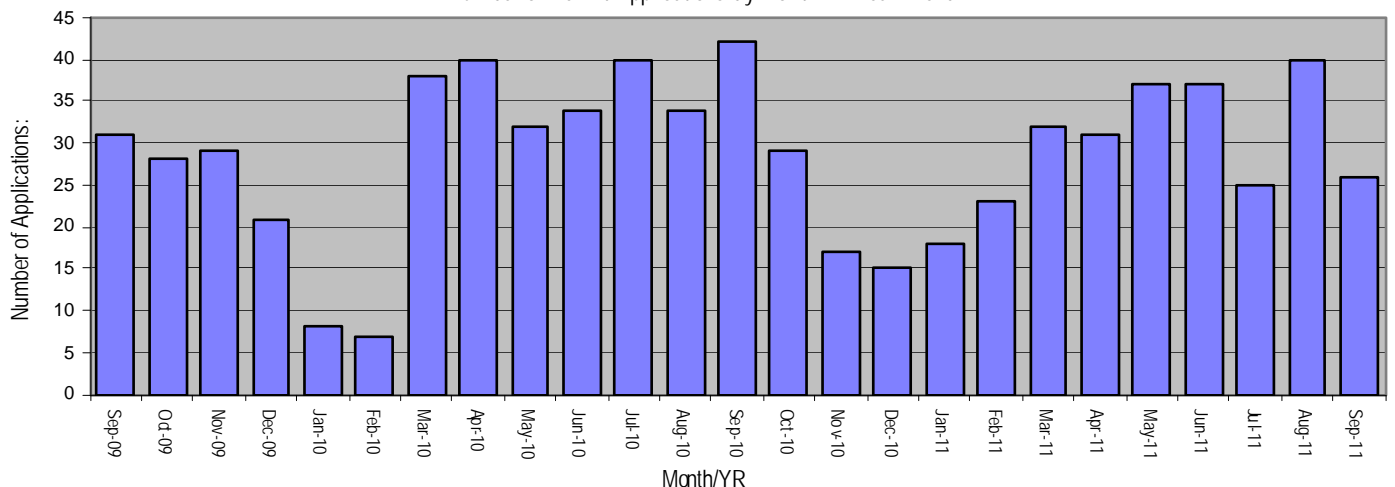
2 Plans Received
3 Plans Approved/Released
0 In-house Inspections
0 Contracted Inspections

HISTORICAL PERFORMANCE

Construction Value of Permits Issued by Month - 2 Year Trend*



Number of Permit Applications by Month - 2 Year Trend





DIVISION OF LAND DEVELOPMENT SERVICES

Monthly Report – August 2011

REPORT SUMMARY

Subdivision Plats Approved

0 Major
 1 Minor
 1 Total # of lots created

Construction Value – Issued

\$729,200.⁰⁰ Total

Fees Invoiced

\$2,240.⁰⁰ Land Use
\$1,491.³⁸ Building Codes
\$1,800.⁰⁰ ASCD
\$250.⁰⁰ MHBGF
\$5,781.³⁸ Total

Board of Zoning Appeals Cases

0 Applied
 0 Denied
 0 Approved
 0 Canceled
 0 Dismissed

Floodplain Management

0 Plans Received
 0 Plans Approved

Major Site Plans

5 Plans Received
 0 Plans Approved

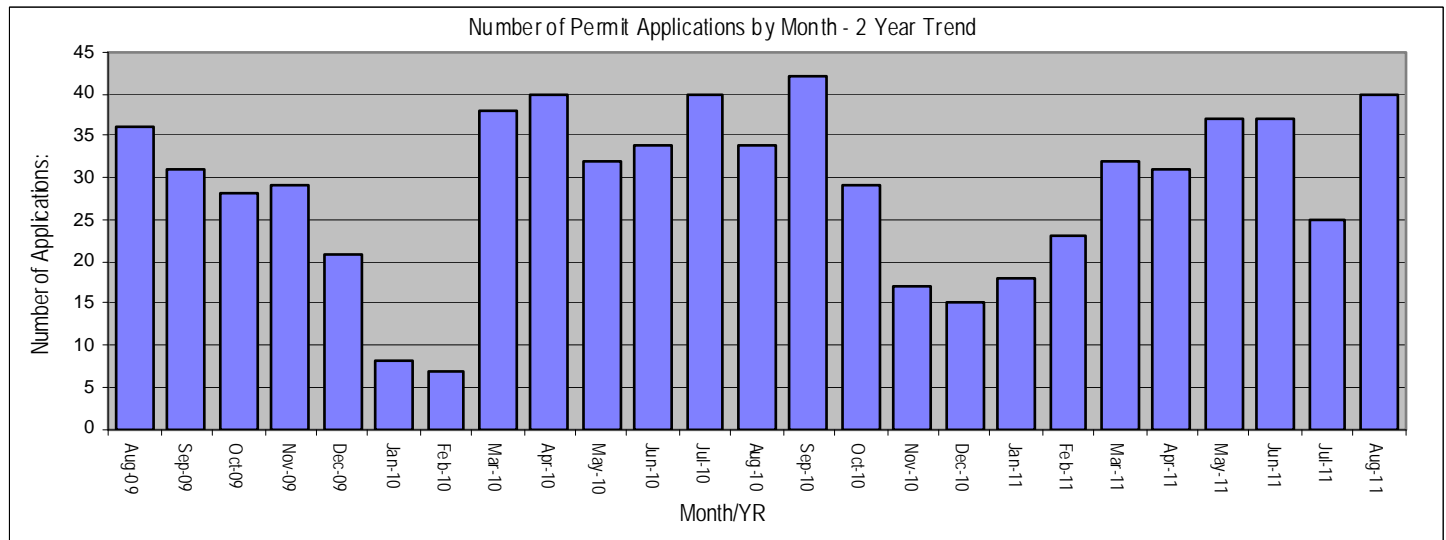
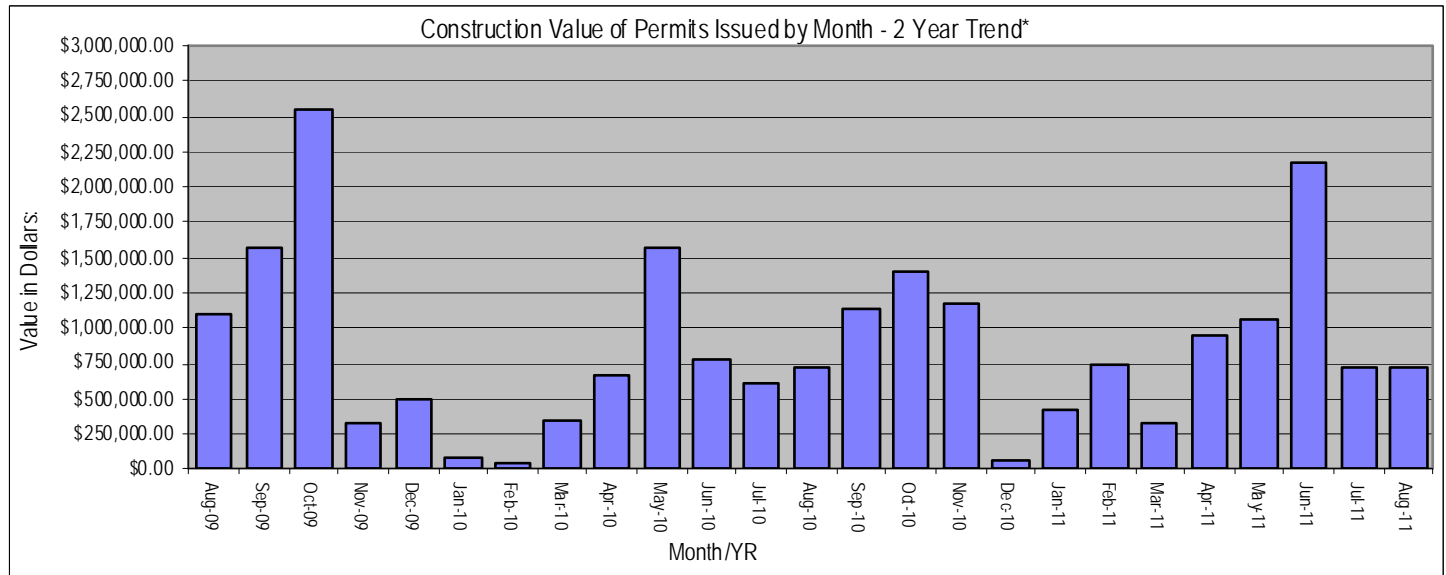
Land Use/Building Permits

40 Applied
 1 Revised/Amended
 26 Issued
 1 Cancelled/Expired
 3 Deadfiled
 0 Denied
 10 COs Issued

Building Codes Activity

9 Plans Received
 8 Plans Approved/Released
 0 In-house Inspections
 0 Contracted Inspections

HISTORICAL PERFORMANCE



Note: LUP Application #1108025 was not assigned.



DIVISION OF LAND DEVELOPMENT SERVICES

Monthly Report – July 2011

REPORT SUMMARY

Subdivision Plats Approved

0 Major
2 Minor
0 Total # of lots created

Construction Value – Issued

\$717,800.⁰⁰ Total

Fees Invoiced

\$2,125.⁰⁰ Land Use
\$1,128.⁶⁵ Building Codes
\$1,550.⁰⁰ ASCD
\$50.⁰⁰ MHBGF
\$4,853.⁶⁵ Total

Board of Zoning Appeals Cases

2 Applied
0 Denied
0 Approved
0 Canceled
0 Dismissed

Floodplain Management

0 Plans Received
0 Plans Approved

Major Site Plans

1 Plans Received
0 Plans Approved

Land Use/Building Permits

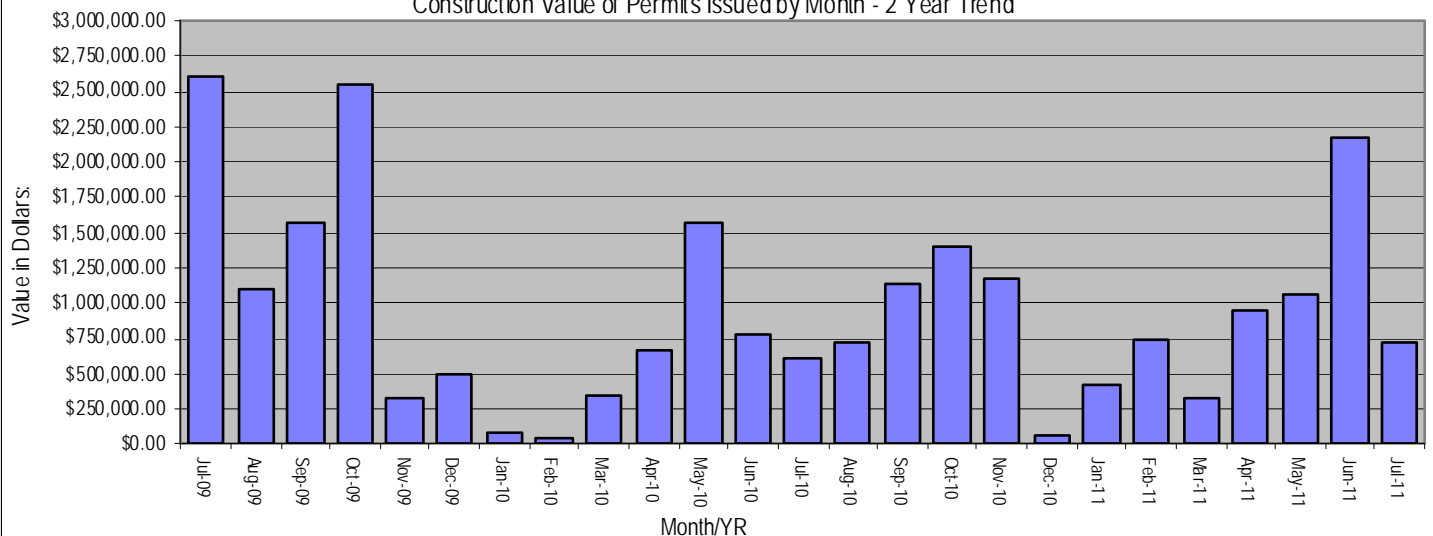
25 Applied
2 Revised/Amended
21 Issued
2 Cancelled/Expired
2 Deadfiled
0 Denied
6 COs Issued

Building Codes Activity

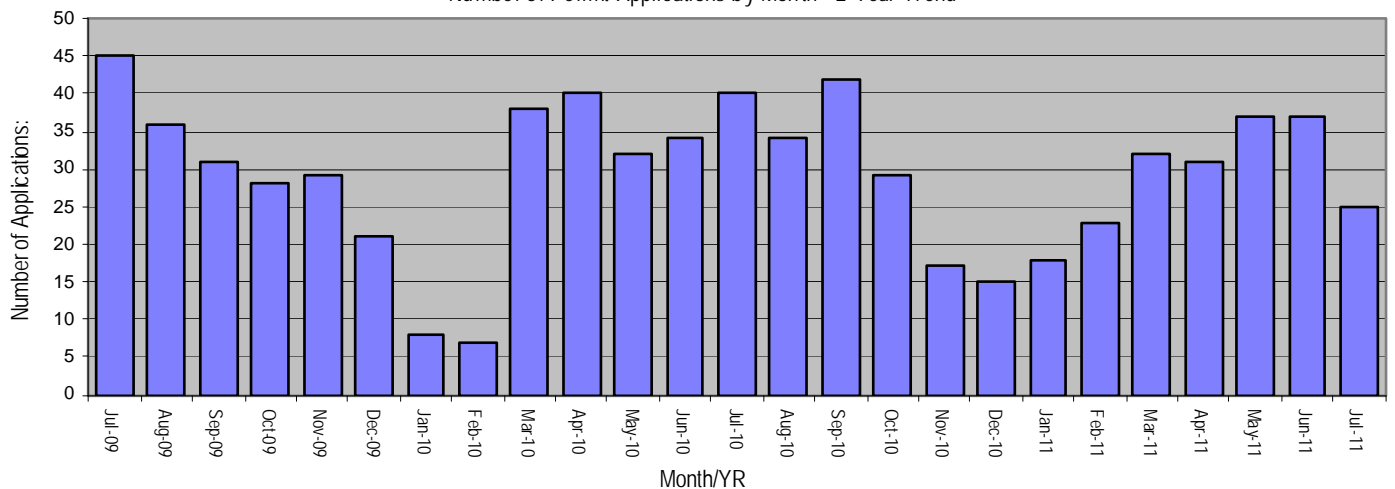
11 Plans Received
9 Plans Approved
0 In-house Inspections
0 Contracted Inspections

HISTORICAL PERFORMANCE

Construction Value of Permits Issued by Month - 2 Year Trend*



Number of Permit Applications by Month - 2 Year Trend





DIVISION OF LAND DEVELOPMENT SERVICES

Monthly Report – June 2011

REPORT SUMMARY

Subdivision Plats Approved

0 Major
1 Minor
1 Total # of lots created

Construction Value – Issued

\$2,172,659.⁰⁰ Total

Fees Invoiced

\$2,125.⁰⁰ Land Use
\$1,101.⁶⁶ Building Codes
\$1,750.⁰⁰ ASCD
\$200.⁰⁰ MHBGF
\$5,176.⁶⁶ Total

Board of Zoning Appeals Cases

0 Applied
0 Denied
0 Approved
0 Canceled
0 Dismissed

Floodplain Management

1 Plans Received
0 Plans Approved

Major Site Plans

1 Plans Received
6 Plans Approved

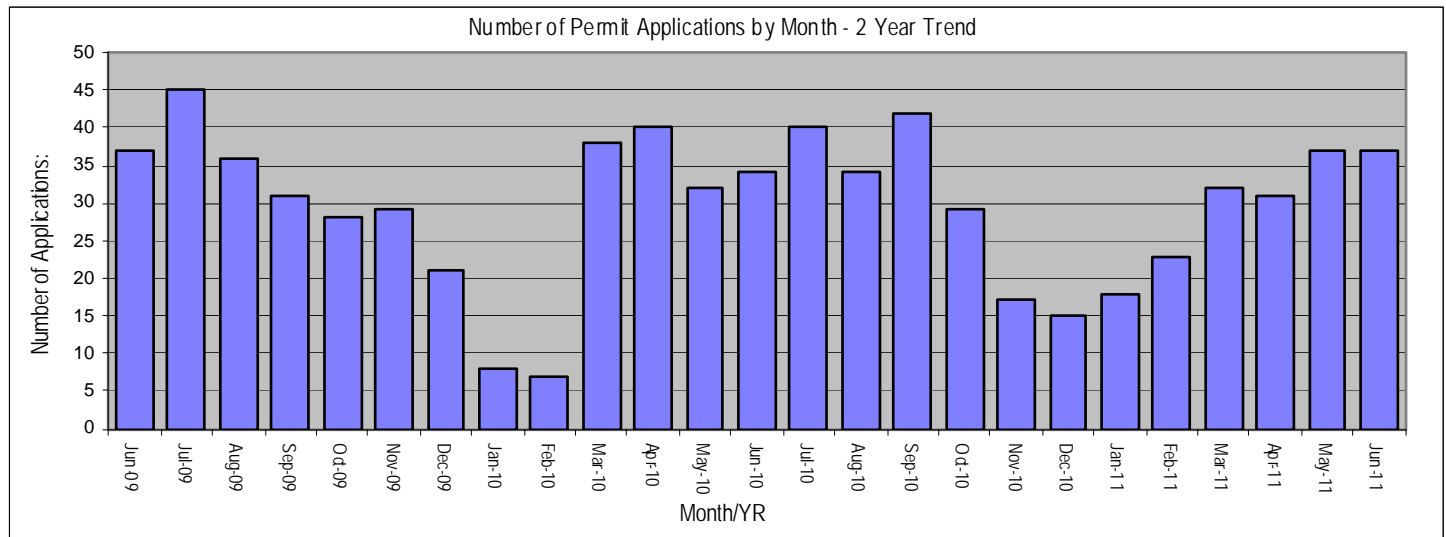
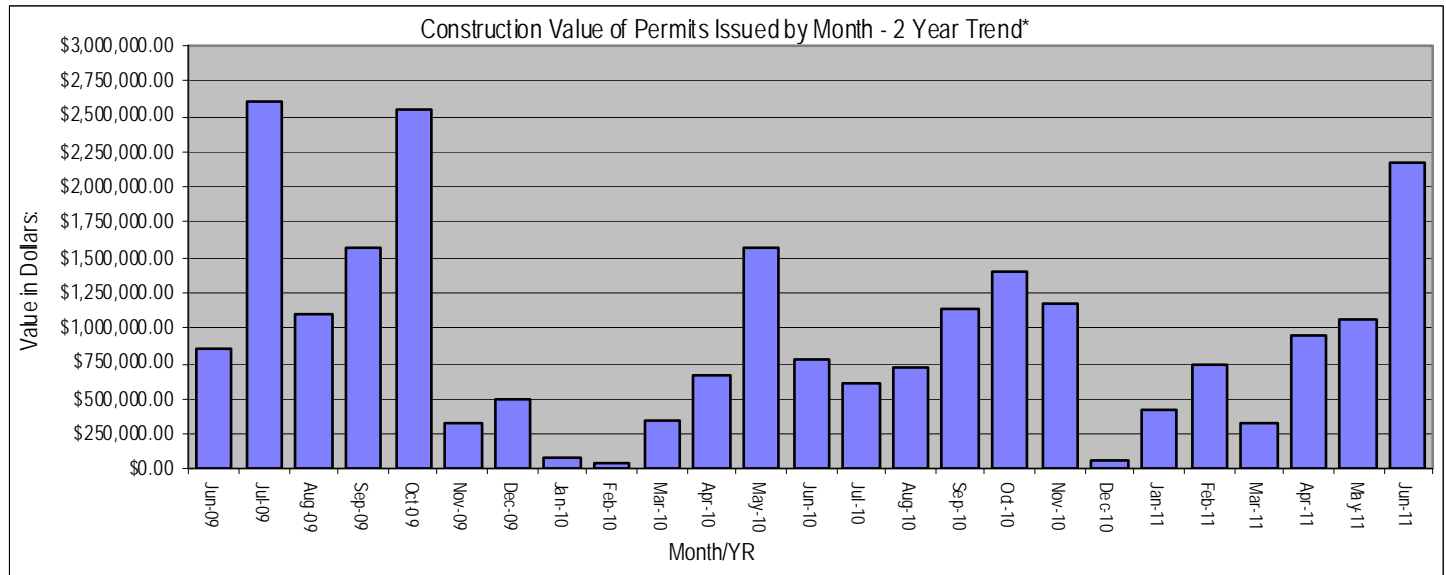
Land Use/Building Permits

37 Applied
2 Revised/Amended
39 Issued
0 Cancelled/Expired
5 Deadfiled
0 Denied
7 COs Issued

Building Codes Activity

21 Plans Received
4 Plans Approved
0 In-house Inspections
0 Contracted Inspections

HISTORICAL PERFORMANCE





DIVISION OF LAND DEVELOPMENT SERVICES

Monthly Report – May 2011

REPORT SUMMARY

Subdivision Plats Approved

0 Major
0 Minor
0 Total # of lots created

Construction Value – Issued

\$1,067,389.⁰⁰ Total

Fees Invoiced

\$2,495.⁰⁰ Land Use
\$1,894.⁹⁰ Building Codes
\$2,312.⁵⁰ ASCD
\$350.⁰⁰ MHBGF
\$7,052.⁴⁰ Total

Board of Zoning Appeals Cases

0 Applied
0 Denied
0 Approved
0 Canceled
0 Dismissed

Floodplain Management

1 Plans Received
0 Plans Approved

Major Site Plans

5 Plans Received
0 Plans Approved

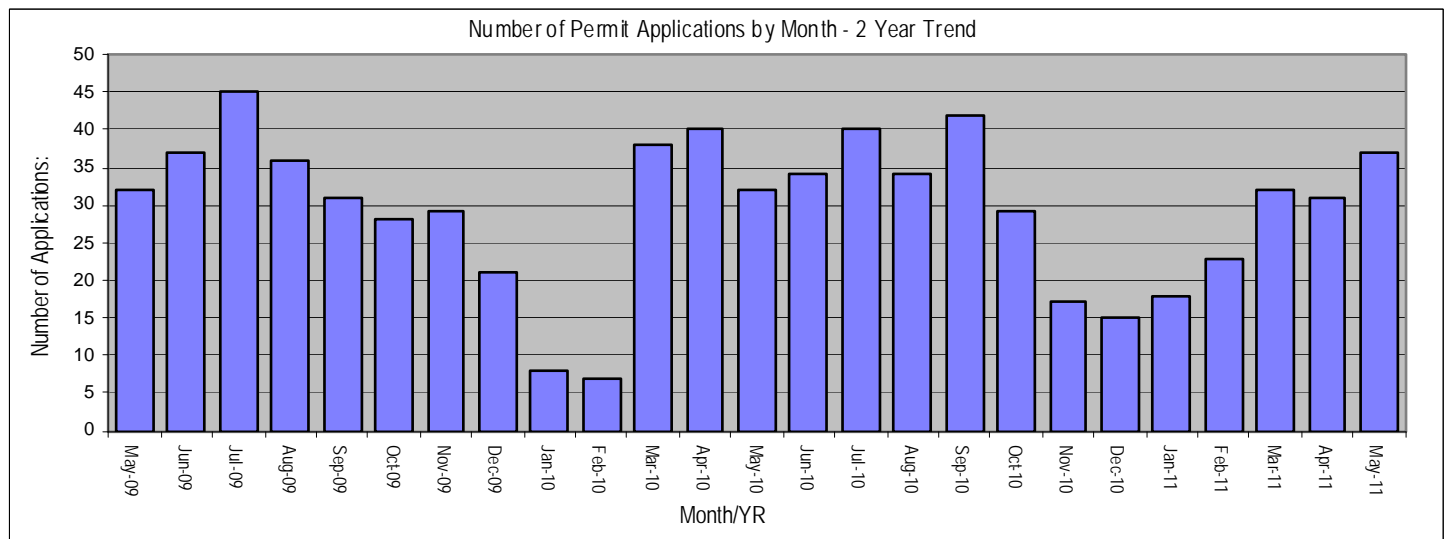
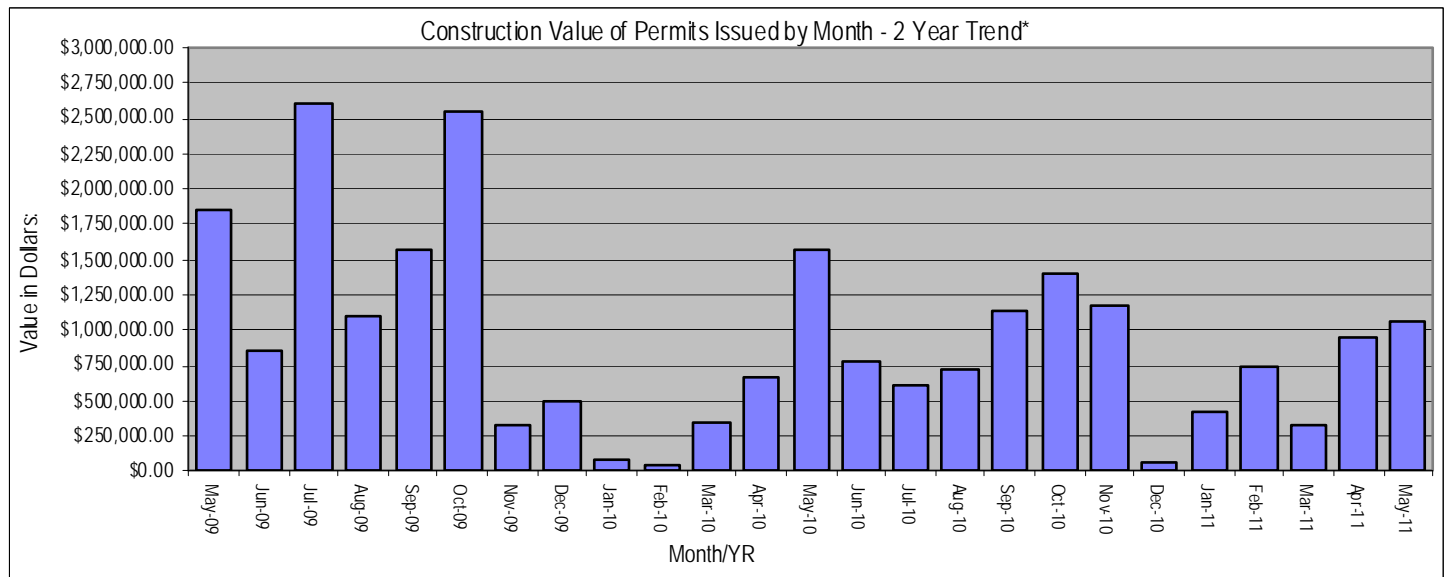
Land Use/Building Permits

37 Applied
2 Revised/Amended
30 Issued
0 Cancelled/Expired
2 Deadfiled
0 Denied
3 COs Issued

Building Codes Activity

11 Plans Received
7 Plans Approved
0 In-house Inspections
0 Contracted Inspections

HISTORICAL PERFORMANCE





DIVISION OF LAND DEVELOPMENT SERVICES

Monthly Report – April 2011

REPORT SUMMARY

Subdivision Plats Approved

0 Major
 2 Minor
 3 Total # of lots created

Construction Value – Issued

\$945,129.⁸⁰ Total

Fees Invoiced

\$1,745.⁰⁰ Land Use
\$1,189.⁶¹ Building Codes
\$2,155.⁰⁰ ASCD
\$50.⁰⁰ MHBGF
\$5,139.⁶¹ Total

Board of Zoning Appeals Cases

0 Applied
 0 Denied
 0 Approved
 0 Canceled
 0 Dismissed

Floodplain Management

2 Plans Received
 1 Plans Approved

Major Site Plans

1 Plans Received
 2 Plans Approved

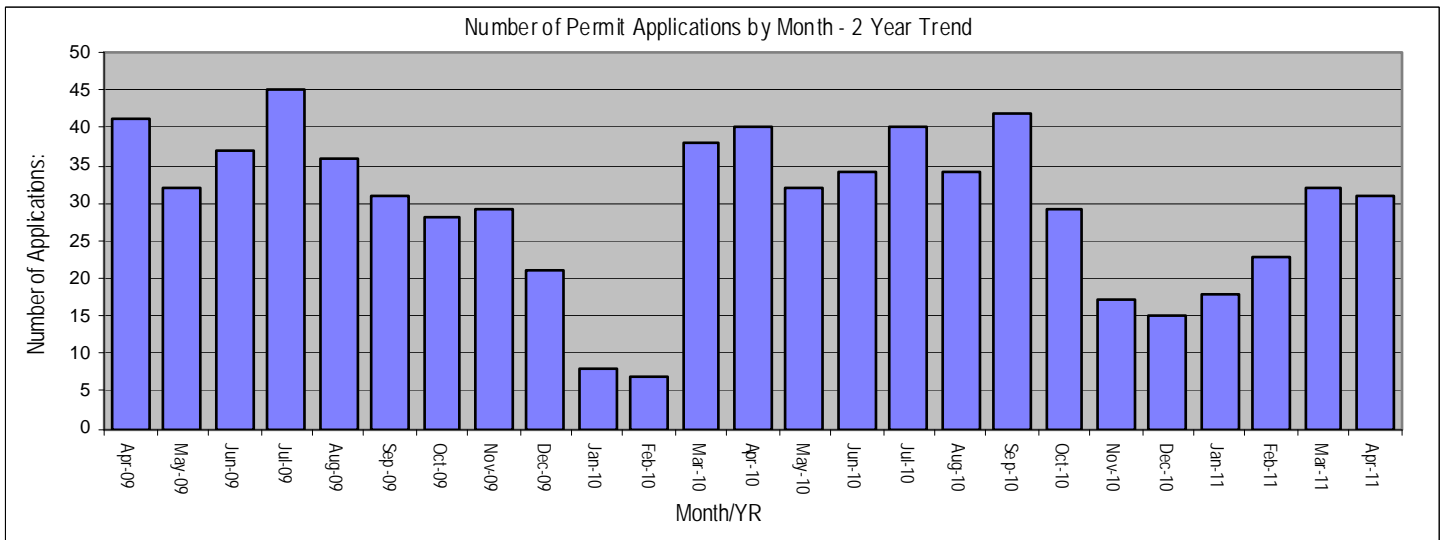
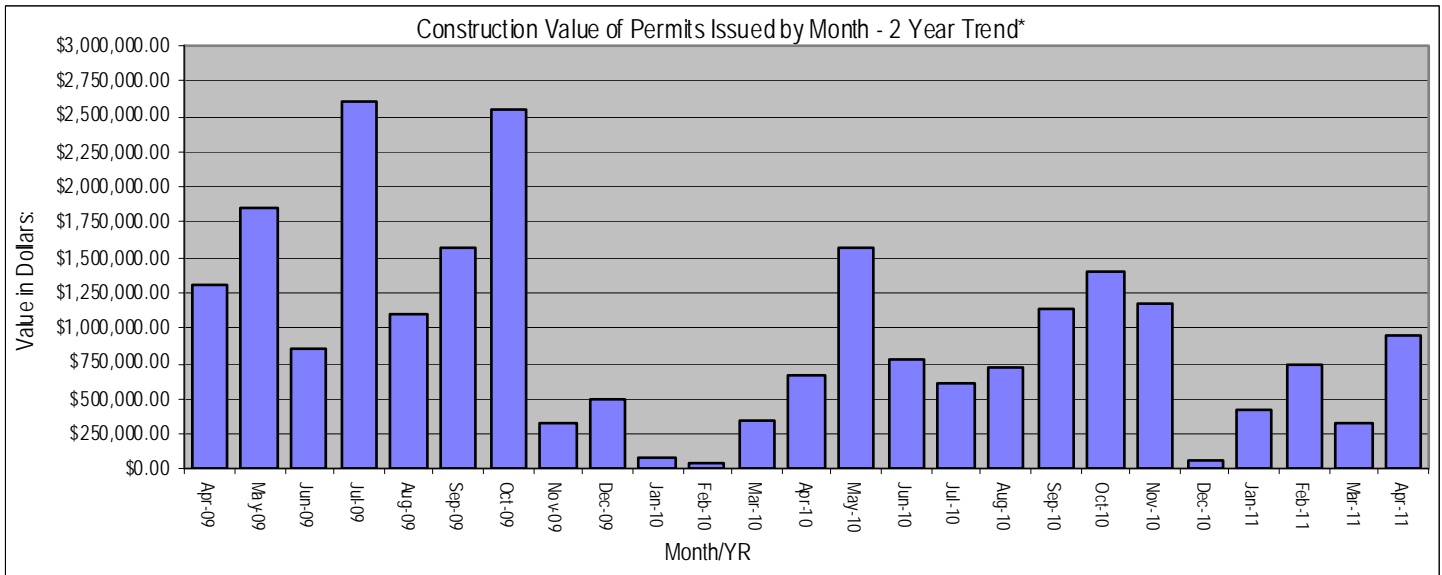
Land Use/Building Permits

31 Applied
 1 Revised/Amended
 36 Issued
 0 Cancelled/Expired
 3 Deadfiled
 0 Denied
 9 COs Issued

Building Codes Activity

7 Plans Received
 4 Plans Approved
 0 In-house Inspections
 0 Contracted Inspections

HISTORICAL PERFORMANCE





DIVISION OF LAND DEVELOPMENT SERVICES

Monthly Report – February 2011

REPORT SUMMARY

Subdivision Plats Approved

0 Major
2 Minor
16 Total # of lots created

Construction Value – Issued

\$739,000.00 Total

Fees Invoiced

\$1,605.00 Land Use
\$682.50 Building Codes
\$1,282.50 ASCD
\$100.00 MHBGF
\$3,670.00 Total

Board of Zoning Appeals Cases

1 Applied
0 Denied
0 Approved
0 Canceled
0 Dismissed

Floodplain Management

0 Plans Received
0 Plans Approved

Major Site Plans

3 Plans Received
2 Plans Approved

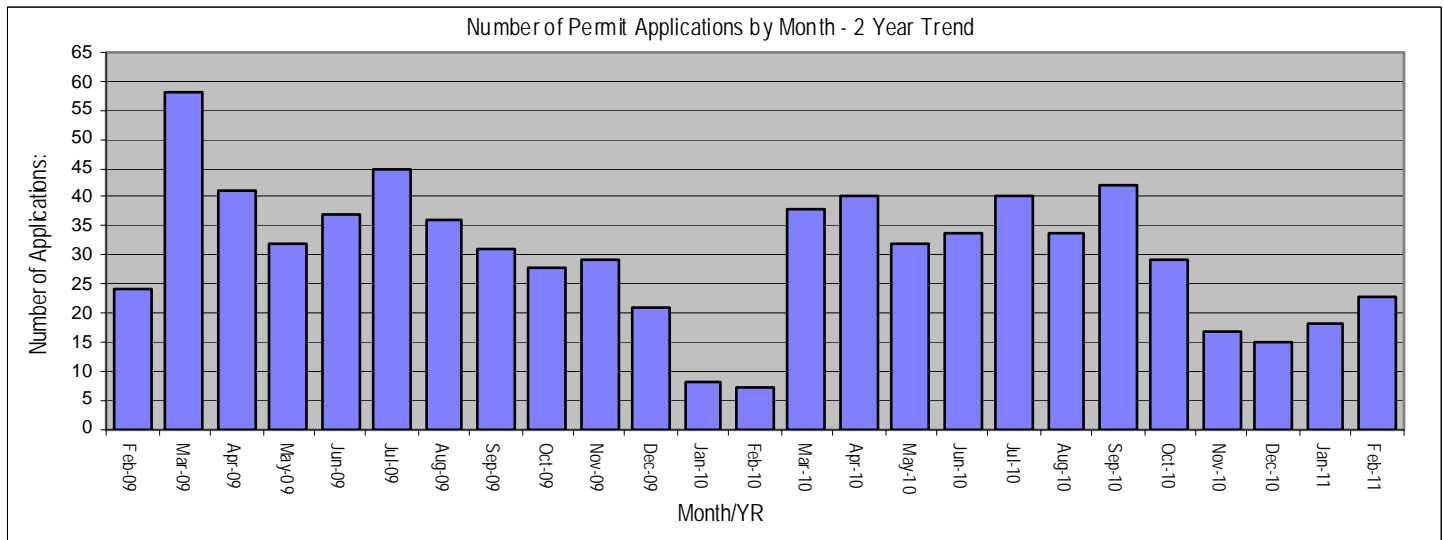
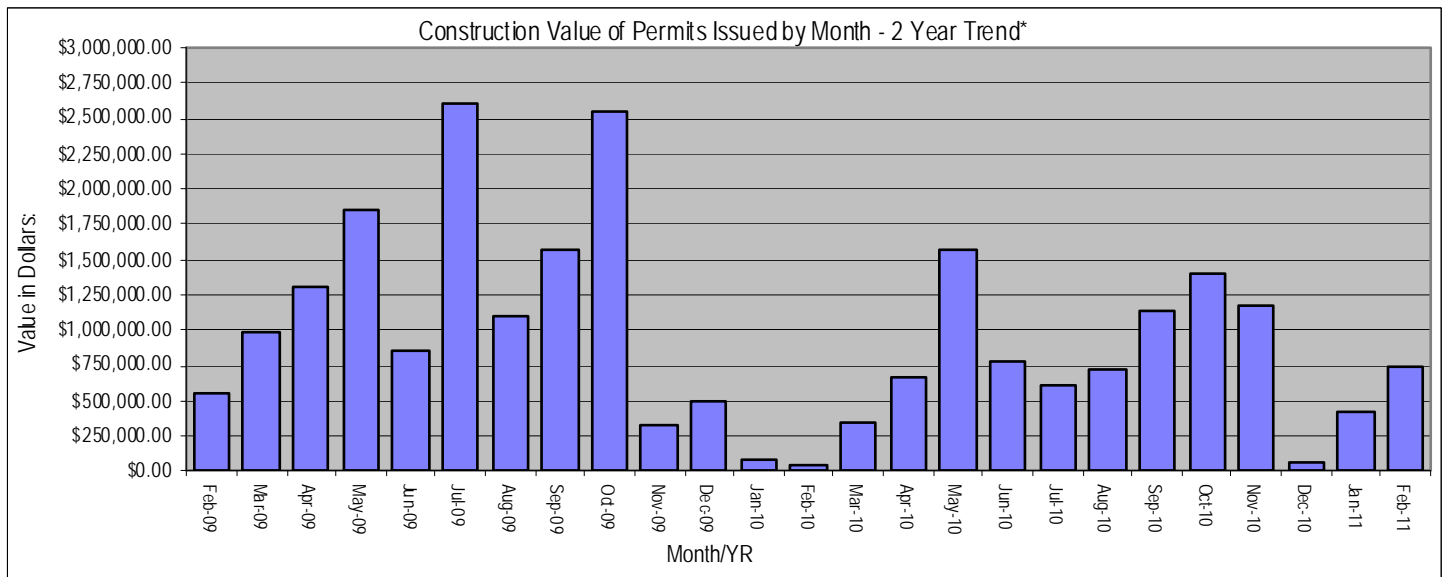
Land Use/Building Permits

23 Applied
3 Revised/Amended
16 Issued
1 Cancelled/Expired
1 Deadfiled
1 Denied
3 COs Issued

Building Codes Activity

6 Plans Received
6 Plans Approved
0 In-house Inspections
0 Contracted Inspections

HISTORICAL PERFORMANCE





DIVISION OF LAND DEVELOPMENT SERVICES

Monthly Report – March 2011

REPORT SUMMARY

Subdivision Plats Approved

0 Major
2 Minor
3 Total # of lots created

Construction Value – Issued

\$324,150.⁰⁰ Total

Fees Invoiced

\$2,205.⁰⁰ Land Use
\$1,177.⁵⁰ Building Codes
\$2,266.⁵⁰ ASCD
\$300.⁰⁰ MHBGF
\$5,749.⁰⁰ Total

Board of Zoning Appeals Cases

0 Applied
0 Denied
1 Approved
0 Canceled
0 Dismissed

Floodplain Management

0 Plans Received
0 Plans Approved

Major Site Plans

2 Plans Received
4 Plans Approved

Land Use/Building Permits

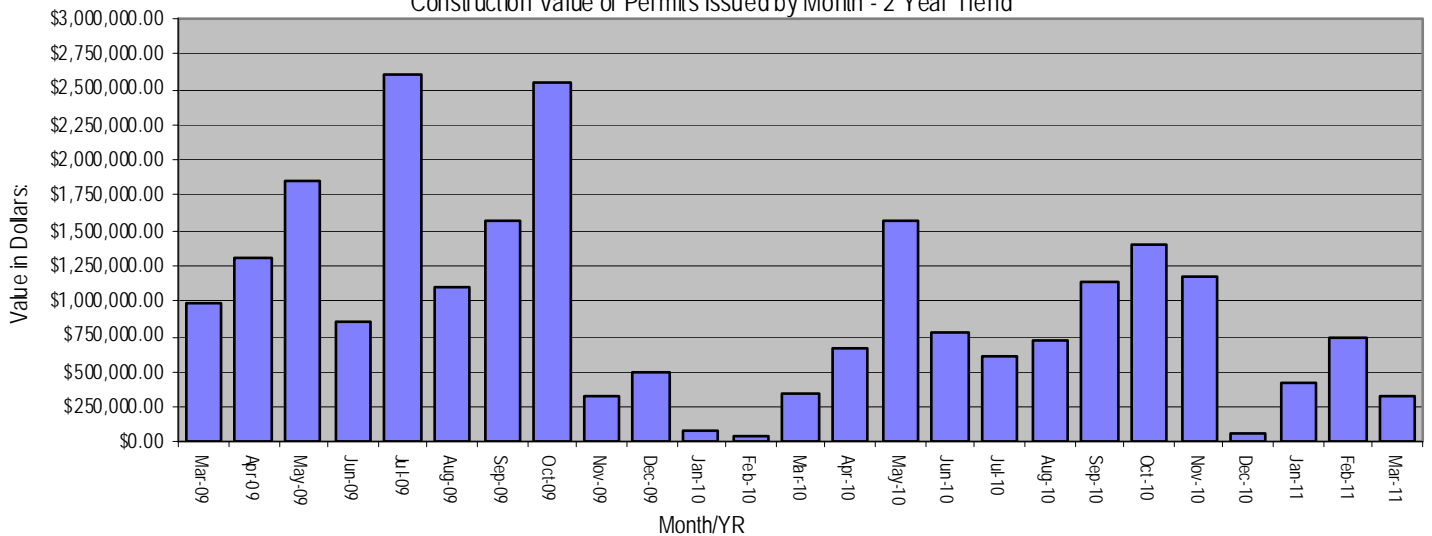
32 Applied
4 Revised/Amended
21 Issued
2 Cancelled/Expired
1 Deadfiled
0 Denied
5 COs Issued

Building Codes Activity

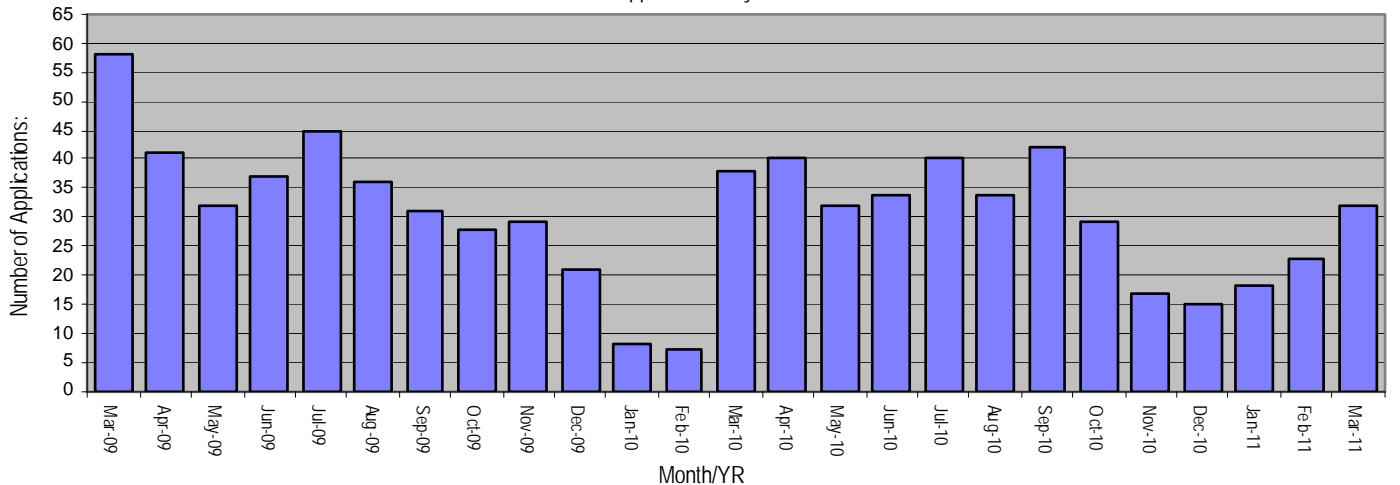
9 Plans Received
8 Plans Approved
0 In-house Inspections
0 Contracted Inspections

HISTORICAL PERFORMANCE

Construction Value of Permits Issued by Month - 2 Year Trend*



Number of Permit Applications by Month - 2 Year Trend





DIVISION OF LAND DEVELOPMENT SERVICES

Monthly Report – January 2011

REPORT SUMMARY

Subdivision Plats Approved

0 Major
0 Minor
0 Total # of lots created

Construction Value – Issued

\$413,600.⁰⁰ Total

Fees Invoiced

\$1,635.⁰⁰ Land Use
\$1,048.⁵⁷ Building Codes
\$1,956.⁵⁰ ASCD
\$150.⁰⁰ MHBGF
\$4,790.⁰⁷ Total

Board of Zoning Appeals Cases

0 Applied
0 Denied
0 Approved
0 Canceled
0 Dismissed

Floodplain Management

1 Plans Received
1 Plans Approved

Major Site Plans

3 Plans Received
1 Plans Approved

Land Use/Building Permits

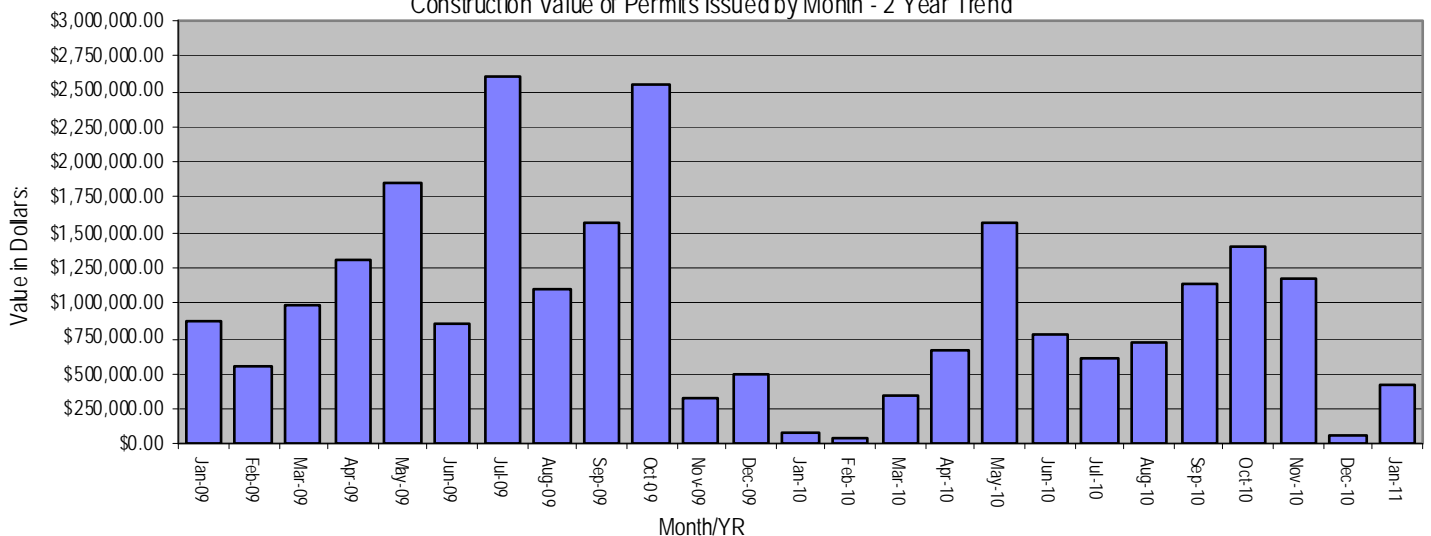
18 Applied
1 Revised/Amended
19 Issued
0 Cancelled/Expired
1 Deadfiled
0 Denied
7 COs Issued

Building Codes Activity

6 Plans Received
7 Plans Approved
1 In-house Inspections
0 Contracted Inspections

HISTORICAL PERFORMANCE

Construction Value of Permits Issued by Month - 2 Year Trend*



Number of Permit Applications by Month - 2 Year Trend

