



DIVISION OF LAND DEVELOPMENT SERVICES

Monthly Report – January 2010

REPORT SUMMARY

Subdivision Plats Approved

0 Major
 1 Minor
 1 Total # of lots created

Construction Value – Issued

\$81,200⁰⁰ Total

Fees Invoiced

\$565.⁰⁰ Land Use
\$150.⁰⁰ Building Codes
\$513.⁵⁰ ASCD
\$100.⁰⁰ MHBGF
\$1,328.⁵⁰ Total

Board of Zoning Appeals Cases

0 Applied
 1 Denied
 0 Approved
 0 Canceled
 0 Dismissed

Floodplain Management

1 Plans Received
 0 Plans Approved

Major Site Plans

1 Plans Received
 1 Plans Approved

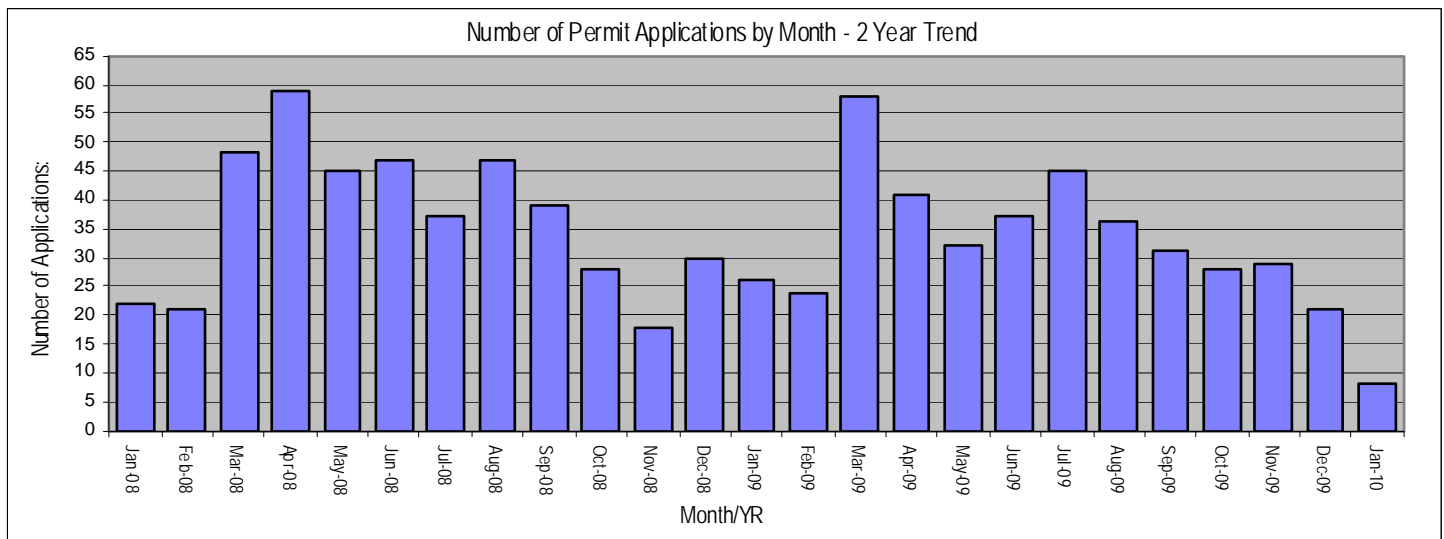
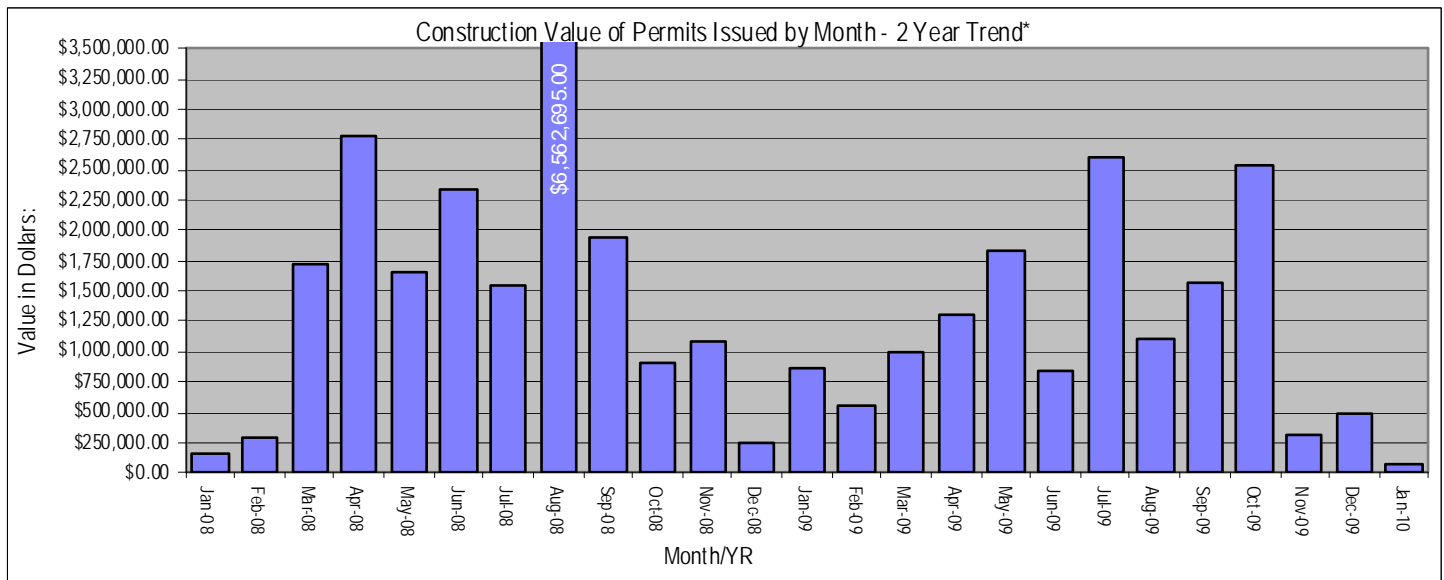
Land Use/Building Permits

8 Applied
 0 Revised/Amended
 19 Issued
 1 Cancelled/Expired
 0 Deadfiled
 1 Denied
 3 COs Issued

Building Codes Activity

8 Plans Received
 1 Plans Approved
 1 In-house Inspections
 0 Contracted Inspections

HISTORICAL PERFORMANCE





DIVISION OF LAND DEVELOPMENT SERVICES

Monthly Report – February 2010

REPORT SUMMARY

Subdivision Plats Approved

0 Major
3 Minor
3 Total # of lots created

Construction Value – Issued

\$40,000⁰⁰ Total

Fees Invoiced

\$355.⁰⁰ Land Use
\$150.⁰⁰ Building Codes
\$600.⁰⁰ ASCD
\$50.⁰⁰ MHBGF
\$1,155.⁰⁰ Total

Board of Zoning Appeals Cases

1 Applied
0 Denied
0 Approved
0 Canceled
0 Dismissed

Floodplain Management

1 Plans Received
0 Plans Approved

Major Site Plans

2 Plans Received
1 Plans Approved

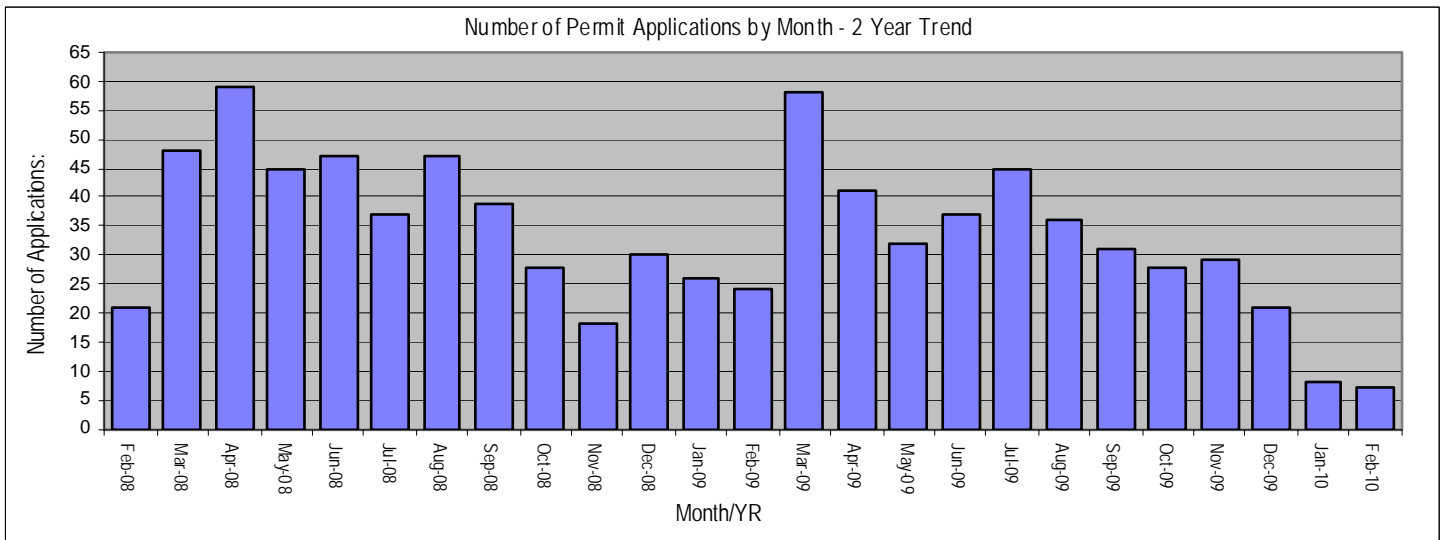
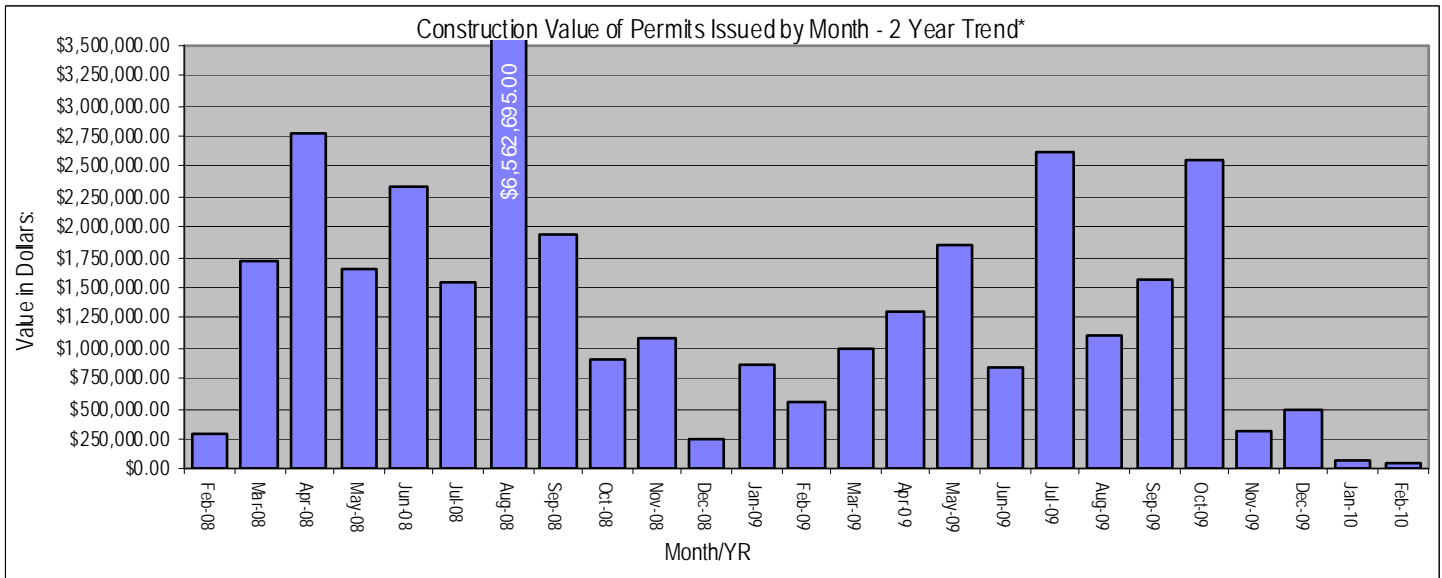
Land Use/Building Permits

7 Applied
1 Revised/Amended
4 Issued
0 Cancelled/Expired
1 Deadfiled
0 Denied
1 COs Issued

Building Codes Activity

2 Plans Received
1 Plans Approved
1 In-house Inspections
0 Contracted Inspections

HISTORICAL PERFORMANCE





DIVISION OF LAND DEVELOPMENT SERVICES

Monthly Report – March 2010

REPORT SUMMARY

Subdivision Plats Approved

0 Major
4 Minor
3 Total # of lots created

Construction Value – Issued

\$341,400.⁰⁰ Total

Fees Invoiced

\$1,630.⁰⁰ Land Use
\$881.⁷⁵ Building Codes
\$2,504.⁰⁰ ASCD
\$150.⁰⁰ MHBGF
\$5,165.⁷⁵ Total

Board of Zoning Appeals Cases

0 Applied
0 Denied
0 Approved
0 Canceled
0 Dismissed

Floodplain Management

1 Plans Received
1 Plans Approved

Major Site Plans

2 Plans Received
1 Plans Approved

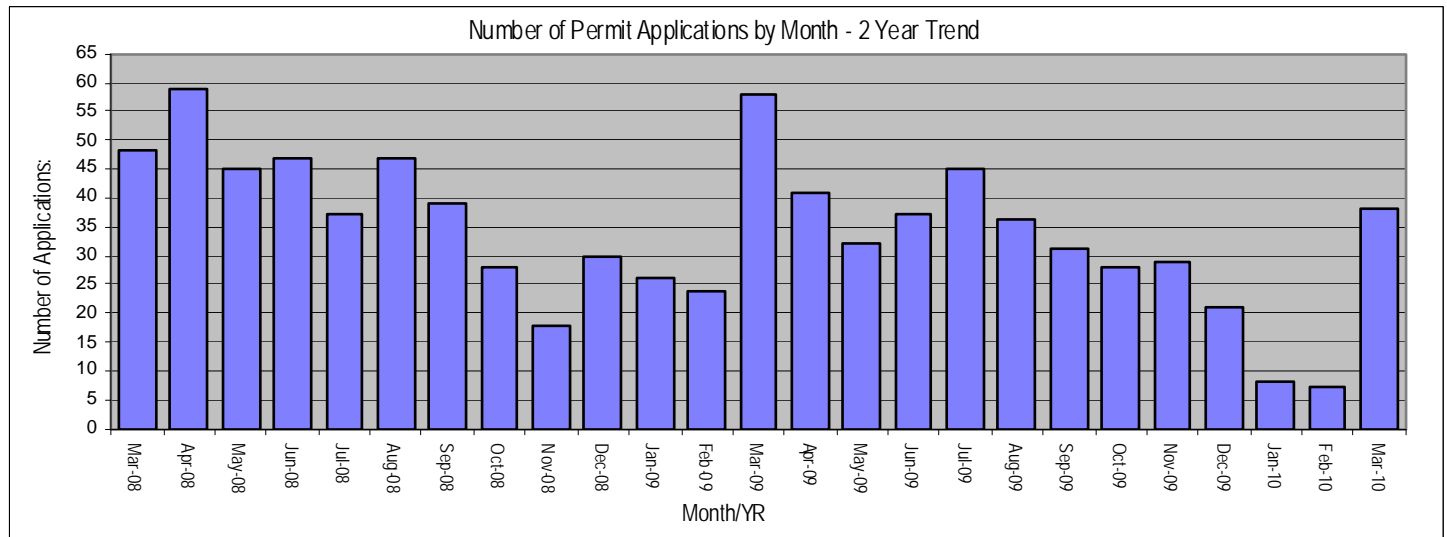
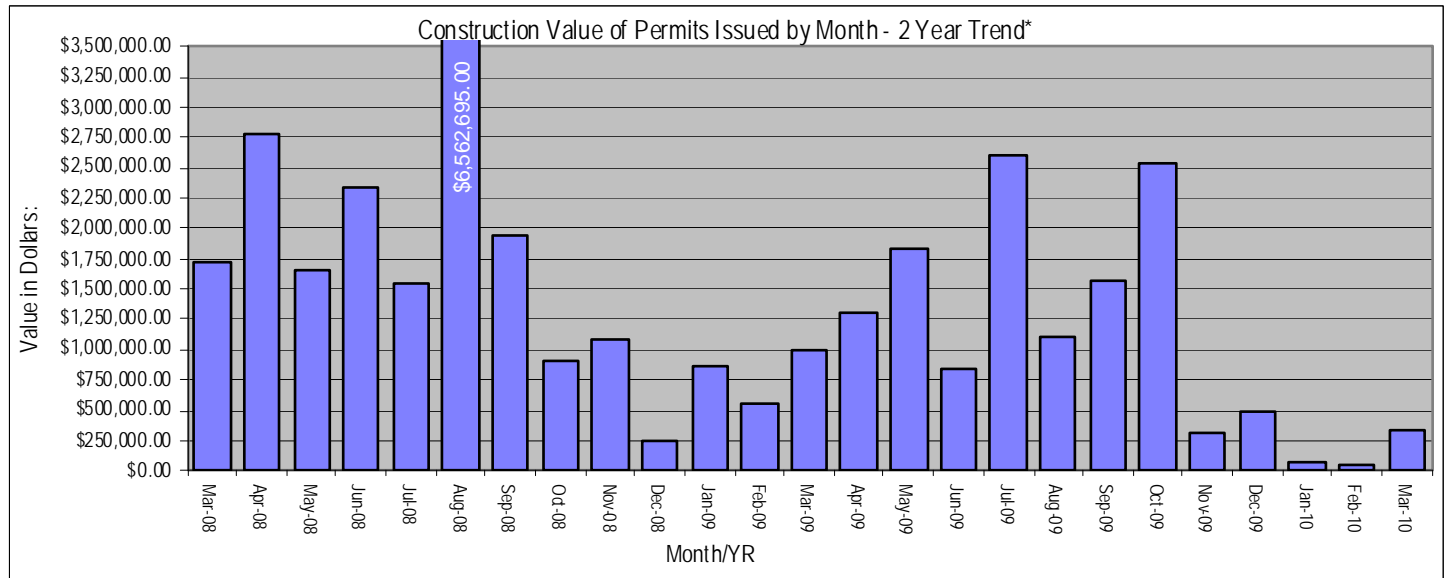
Land Use/Building Permits

38 Applied
0 Revised/Amended
25 Issued
0 Cancelled/Expired
10 Deadfiled
0 Denied
7 COs Issued

Building Codes Activity

8 Plans Received
4 Plans Approved
1 In-house Inspections
0 Contracted Inspections

HISTORICAL PERFORMANCE





DIVISION OF LAND DEVELOPMENT SERVICES

Monthly Report – April 2010

REPORT SUMMARY

Subdivision Plats Approved

0 Major
2 Minor
2 Total # of lots created

Construction Value – Issued

\$669,495.⁰⁰ Total

Fees Invoiced

\$2,285.⁰⁰ Land Use
\$1,622.³⁹ Building Codes
\$2,278.⁵⁰ ASCD
\$150.⁰⁰ MHBGF
\$6,335.⁸⁹ Total

Board of Zoning Appeals Cases

0 Applied
0 Denied
0 Approved
0 Canceled
0 Dismissed

Floodplain Management

2 Plans Received
1 Plans Approved

Major Site Plans

2 Plans Received
1 Plans Approved

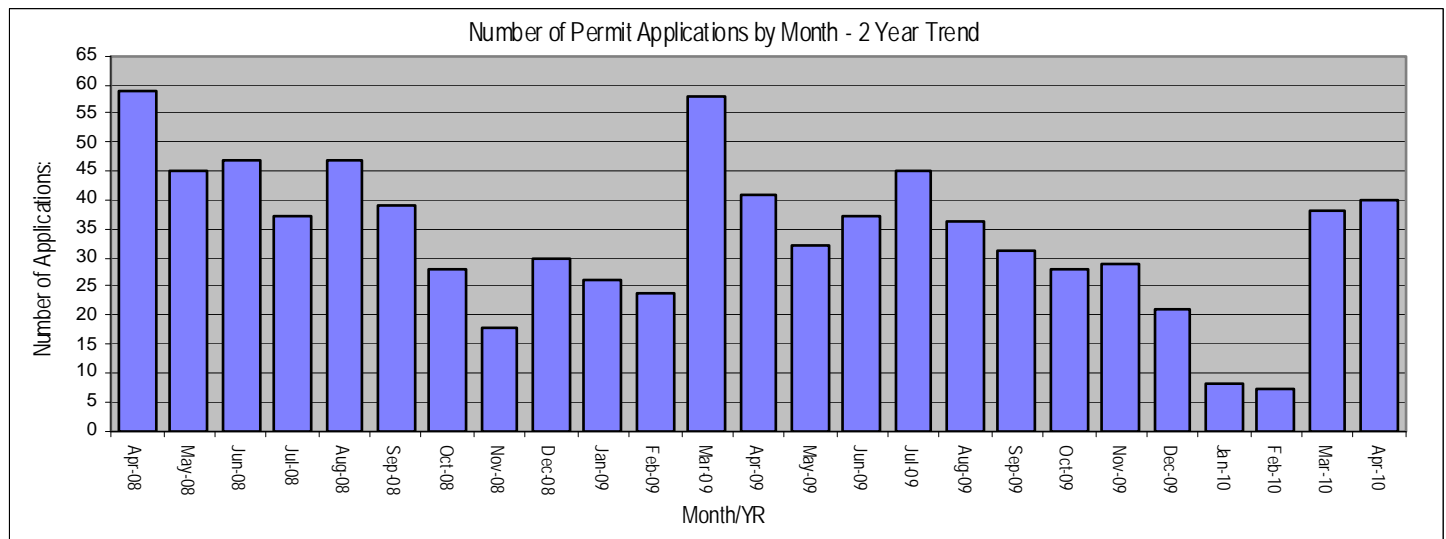
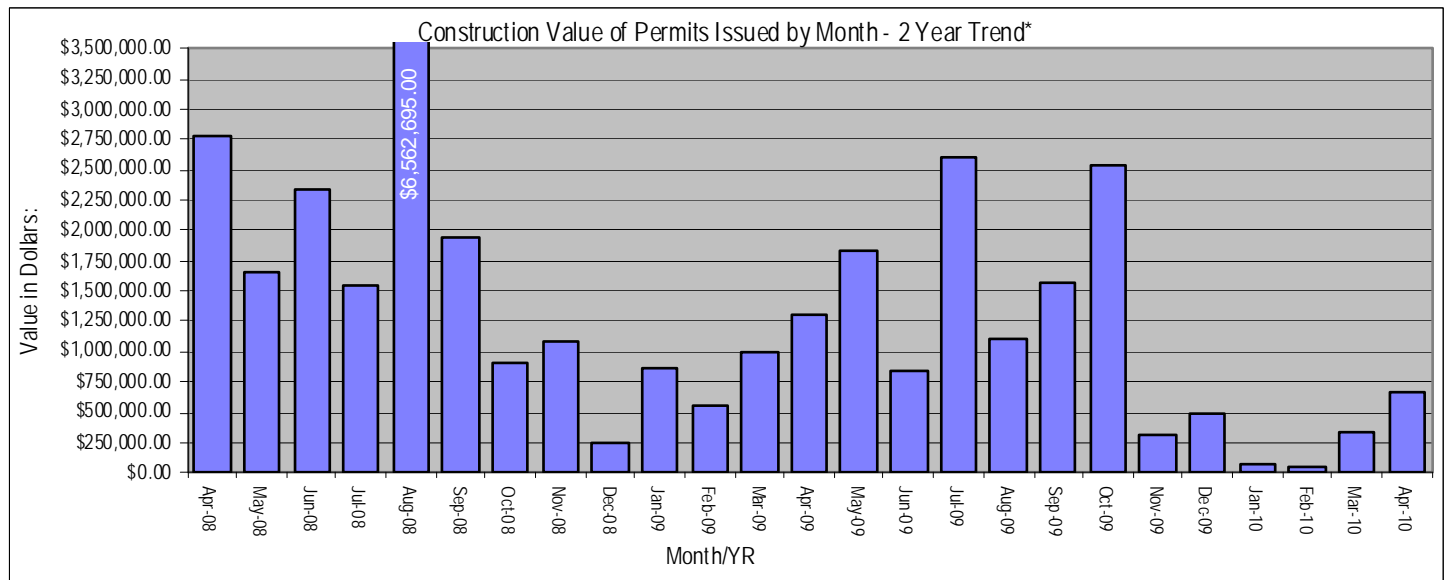
Land Use/Building Permits

40 Applied
1 Revised/Amended
32 Issued
1 Cancelled/Expired
6 Deadfiled
0 Denied
4 COs Issued

Building Codes Activity

22 Plans Received
18 Plans Approved
0 In-house Inspections
0 Contracted Inspections

HISTORICAL PERFORMANCE





DIVISION OF LAND DEVELOPMENT SERVICES

Monthly Report – May 2010

REPORT SUMMARY

Subdivision Plats Approved

0 Major
3 Minor
4 Total # of lots created

Construction Value – Issued

\$1,561,200.00 Total

Fees Invoiced

\$1,740.00 Land Use
\$743.00 Building Codes
\$2,229.50 ASCD
\$0.00 MHBGF
\$4,712.50 Total

Board of Zoning Appeals Cases

0 Applied
0 Denied
0 Approved
0 Canceled
0 Dismissed

Floodplain Management

0 Plans Received
0 Plans Approved

Major Site Plans

3 Plans Received
2 Plans Approved

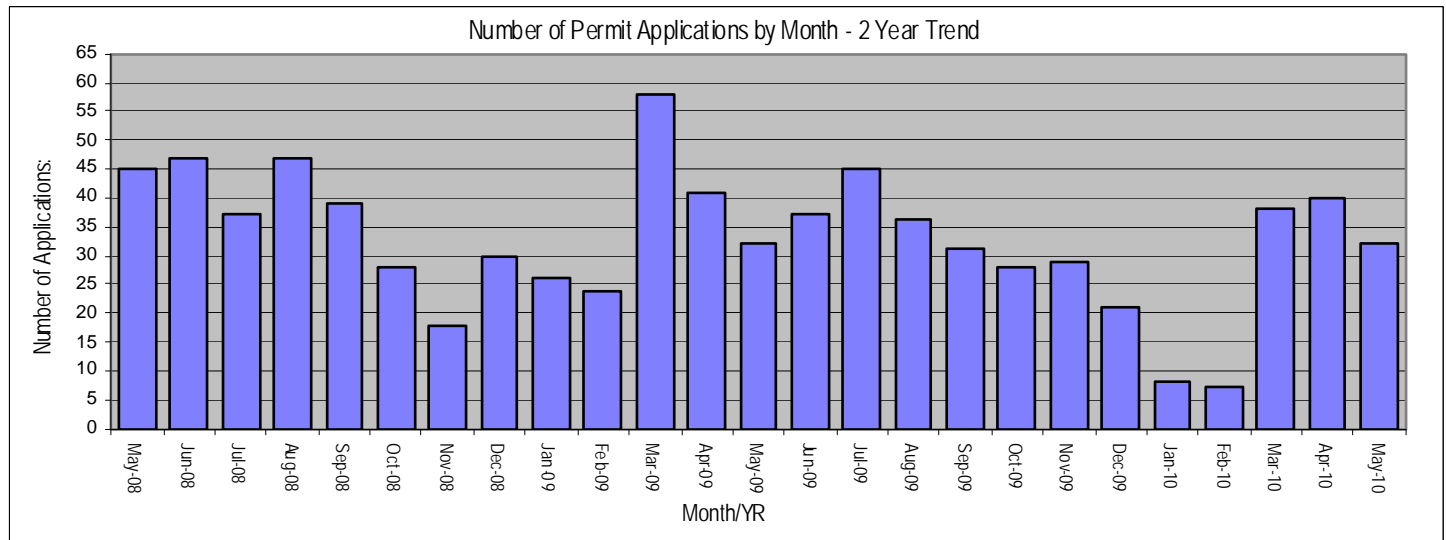
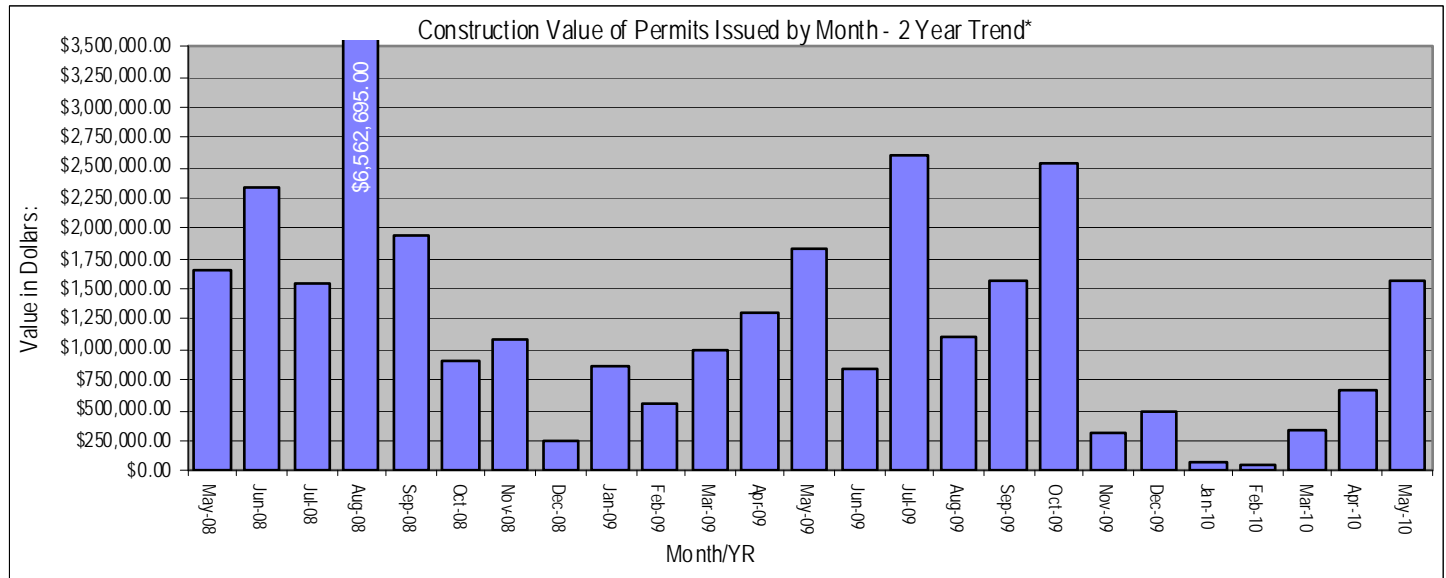
Land Use/Building Permits

32 Applied
1 Revised/Amended
34 Issued
2 Cancelled/Expired
1 Deadfiled
0 Denied
8 COs Issued

Building Codes Activity

12 Plans Received
9 Plans Approved
3 In-house Inspections
0 Contracted Inspections

HISTORICAL PERFORMANCE





DIVISION OF LAND DEVELOPMENT SERVICES

Monthly Report – June 2010

REPORT SUMMARY

Subdivision Plats Approved

0 Major
2 Minor
3 Total # of lots created

Construction Value – Issued

\$785,760.⁰⁰ Total

Fees Invoiced

\$1,875.⁰⁰ Land Use
\$1,563.⁸⁹ Building Codes
\$1,988.⁵⁰ ASCD
\$250.⁰⁰ MHBGF
\$5,677.³⁹ Total

Board of Zoning Appeals Cases

0 Applied
0 Denied
0 Approved
0 Canceled
0 Dismissed

Floodplain Management

0 Plans Received
0 Plans Approved

Major Site Plans

0 Plans Received
2 Plans Approved

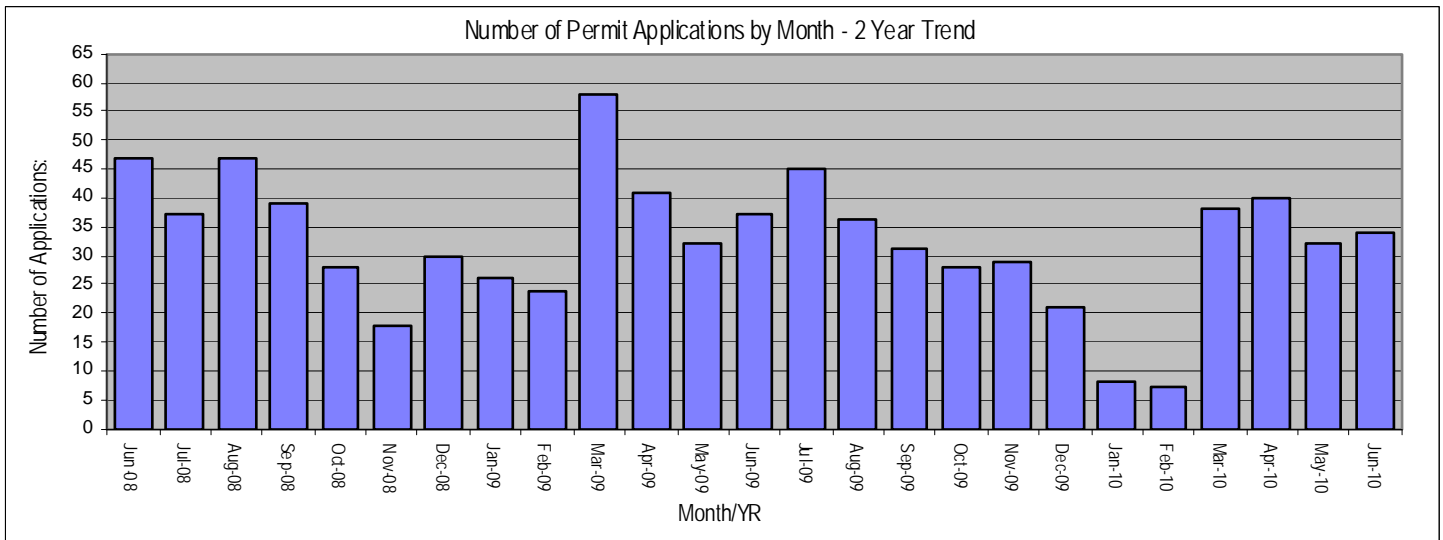
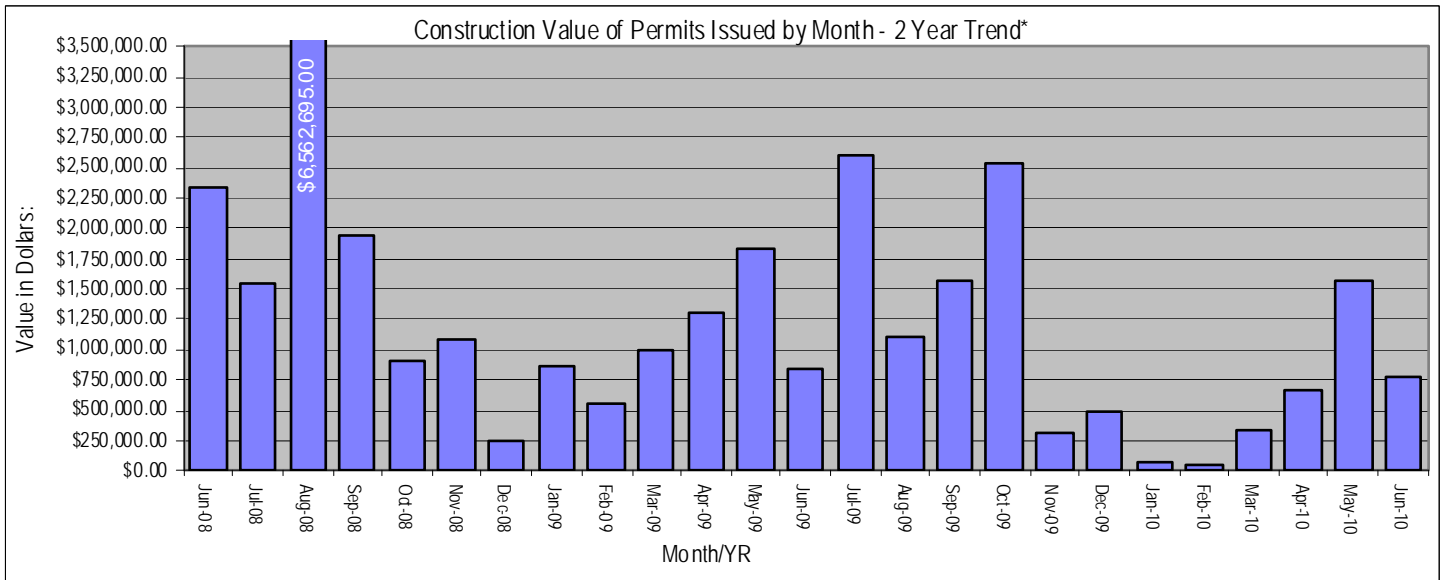
Land Use/Building Permits

34 Applied
3 Revised/Amended
33 Issued
0 Cancelled/Expired
7 Deadfiled
0 Denied
7 COs Issued

Building Codes Activity

14 Plans Received
8 Plans Approved
1 In-house Inspections
0 Contracted Inspections

HISTORICAL PERFORMANCE





DIVISION OF LAND DEVELOPMENT SERVICES

Monthly Report – July 2010

REPORT SUMMARY

Subdivision Plats Approved

0 Major
 1 Minor
 5 Total # of lots created

Construction Value – Issued

\$612,300.⁰⁰ Total

Fees Invoiced

\$1,873.²⁰ Land Use
\$916.³⁵ Building Codes
\$2,514.⁰⁰ ASCD
\$150.⁰⁰ MHBGF
\$5,453.⁵⁵ Total

Board of Zoning Appeals Cases

0 Applied
 0 Denied
 0 Approved
 0 Canceled
 0 Dismissed

Floodplain Management

1 Plans Received
 0 Plans Approved

Major Site Plans

2 Plans Received
 0 Plans Approved

Land Use/Building Permits

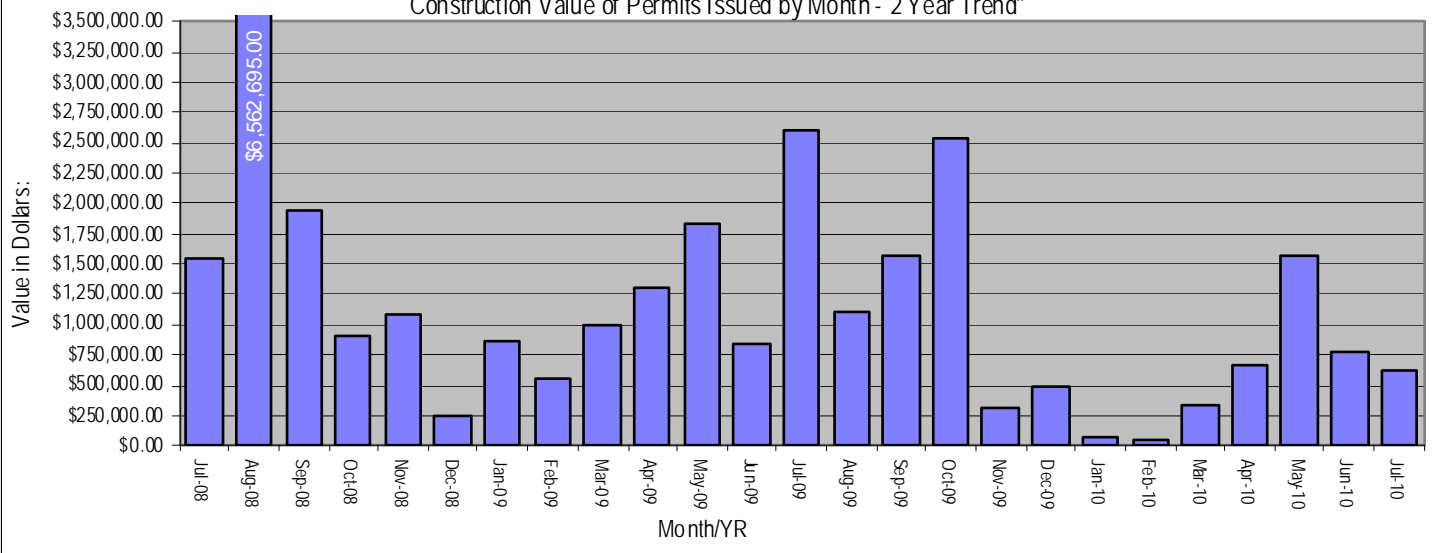
40 Applied
 0 Revised/Amended
 36 Issued
 5 Cancelled/Expired
 1 Deadfiled
 0 Denied
 4 COs Issued

Building Codes Activity

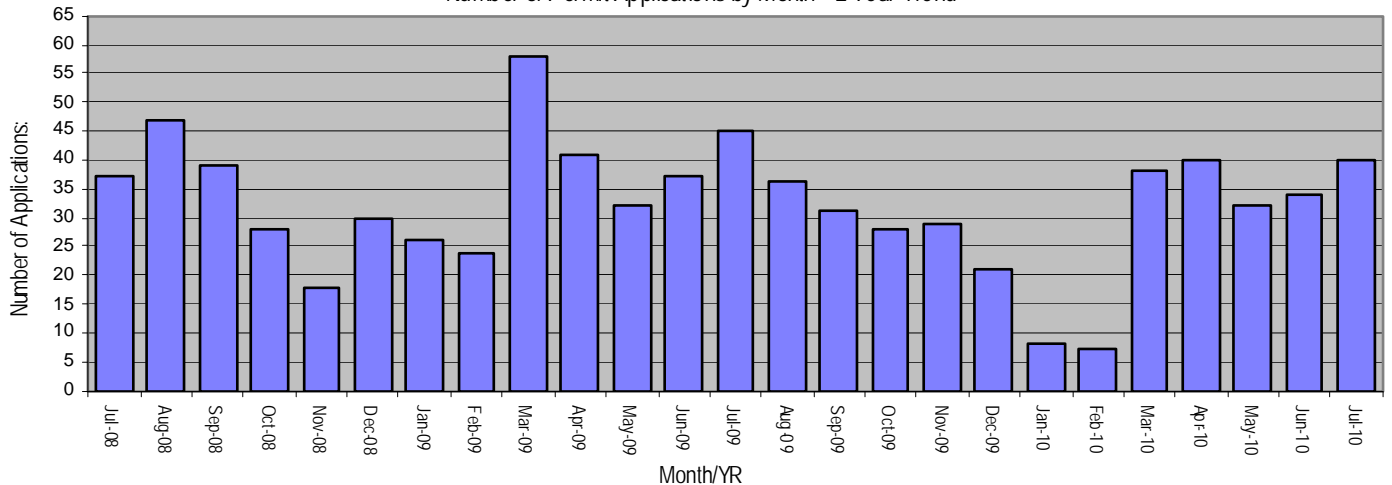
11 Plans Received
 5 Plans Approved
 4 In-house Inspections
 0 Contracted Inspections

HISTORICAL PERFORMANCE

Construction Value of Permits Issued by Month - 2 Year Trend*



Number of Permit Applications by Month - 2 Year Trend





DIVISION OF LAND DEVELOPMENT SERVICES

Monthly Report – August 2010

REPORT SUMMARY

Subdivision Plats Approved

0 Major
2 Minor
8 Total # of lots created

Construction Value – Issued

\$721,425.⁰⁰ Total

Fees Invoiced

\$2,045.⁰⁰ Land Use
\$1,015.⁸⁵ Building Codes
\$2,258.⁰⁰ ASCD
\$150.⁰⁰ MHBGF
\$5,468.⁸⁵ Total

Board of Zoning Appeals Cases

0 Applied
0 Denied
0 Approved
0 Canceled
0 Dismissed

Floodplain Management

0 Plans Received
0 Plans Approved

Major Site Plans

2 Plans Received
1 Plans Approved

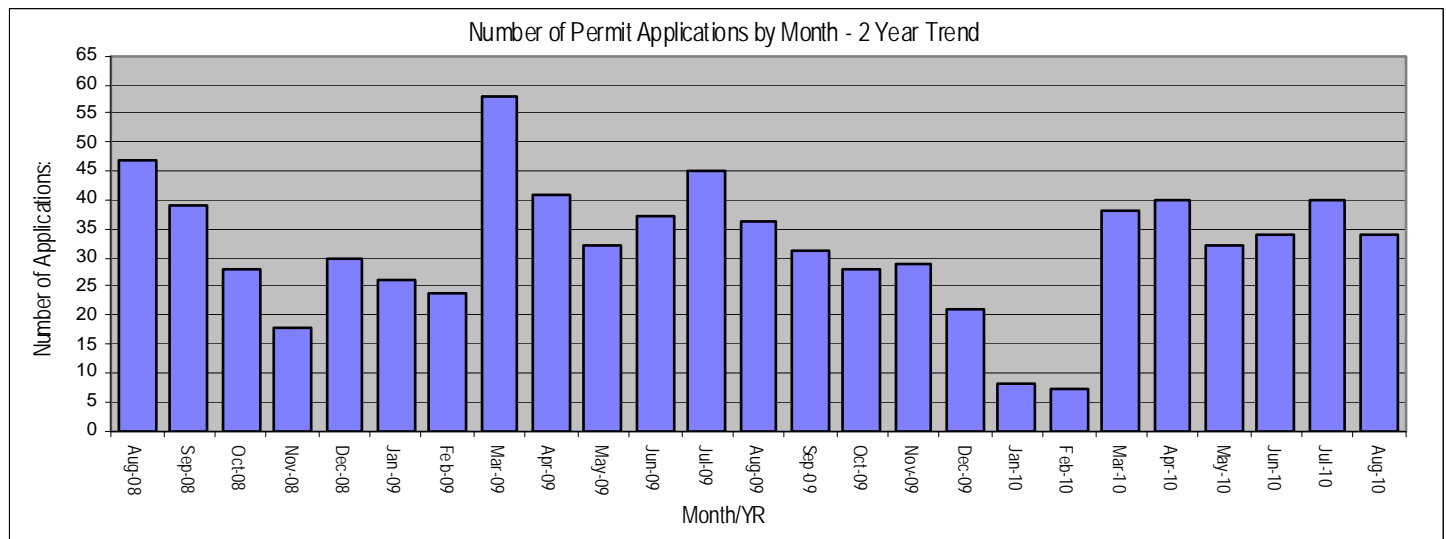
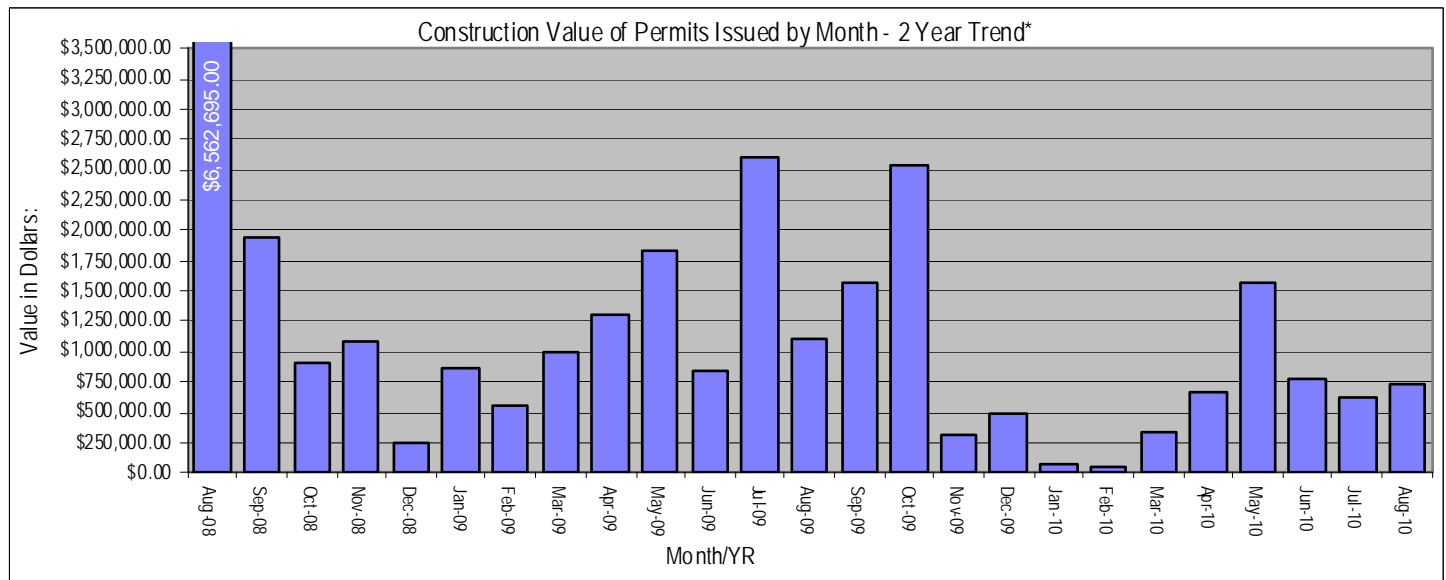
Land Use/Building Permits

34 Applied
0 Revised/Amended
24 Issued
1 Cancelled/Expired
6 Deadfiled
0 Denied
9 COs Issued

Building Codes Activity

9 Plans Received
4 Plans Approved
2 In-house Inspections
0 Contracted Inspections

HISTORICAL PERFORMANCE





DIVISION OF LAND DEVELOPMENT SERVICES

Monthly Report – September 2010

REPORT SUMMARY

Subdivision Plats Approved

0 Major
0 Minor
0 Total # of lots created

Construction Value – Issued

\$1,141,900.⁰⁰ Total

Fees Invoiced

\$3,340.⁰⁰ Land Use
\$2,170.²⁰ Building Codes
\$2,950.⁰⁰ ASCD
\$300.⁰⁰ MHBGF
\$8,760.²⁰ Total

Board of Zoning Appeals Cases

2 Applied
0 Denied
0 Approved
0 Canceled
0 Dismissed

Floodplain Management

1 Plans Received
0 Plans Approved

Major Site Plans

2 Plans Received
1 Plans Approved

Land Use/Building Permits

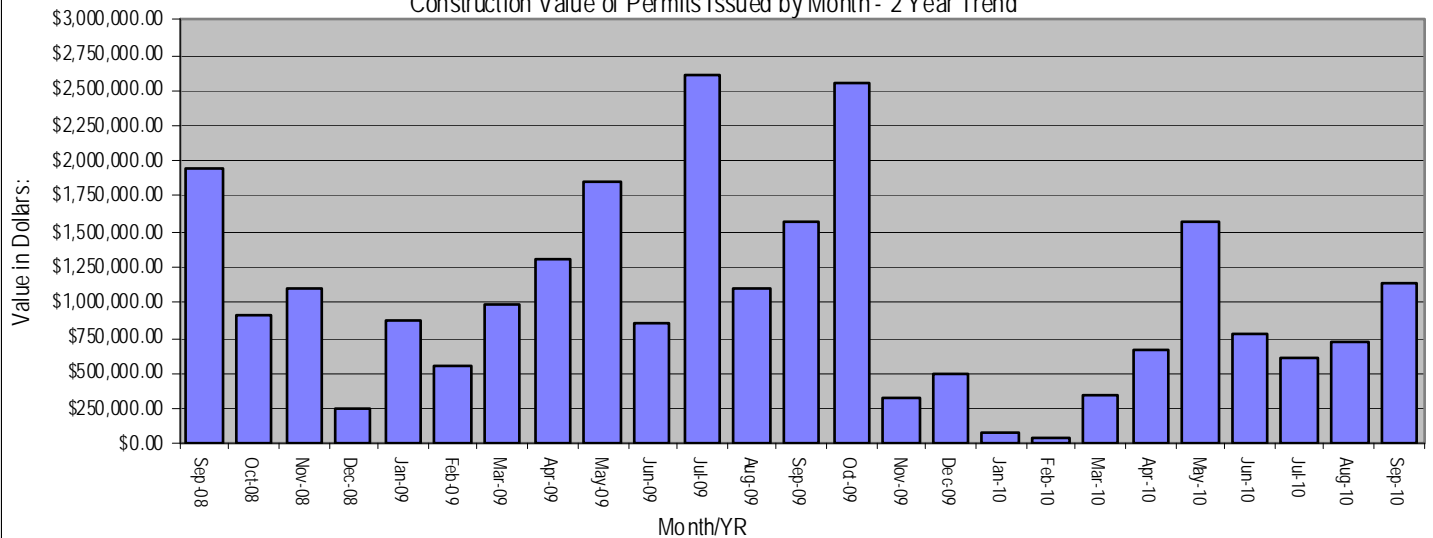
42 Applied
5 Revised/Amended
37 Issued
2 Cancelled/Expired
1 Deadfiled
1 Denied
8 COs Issued

Building Codes Activity

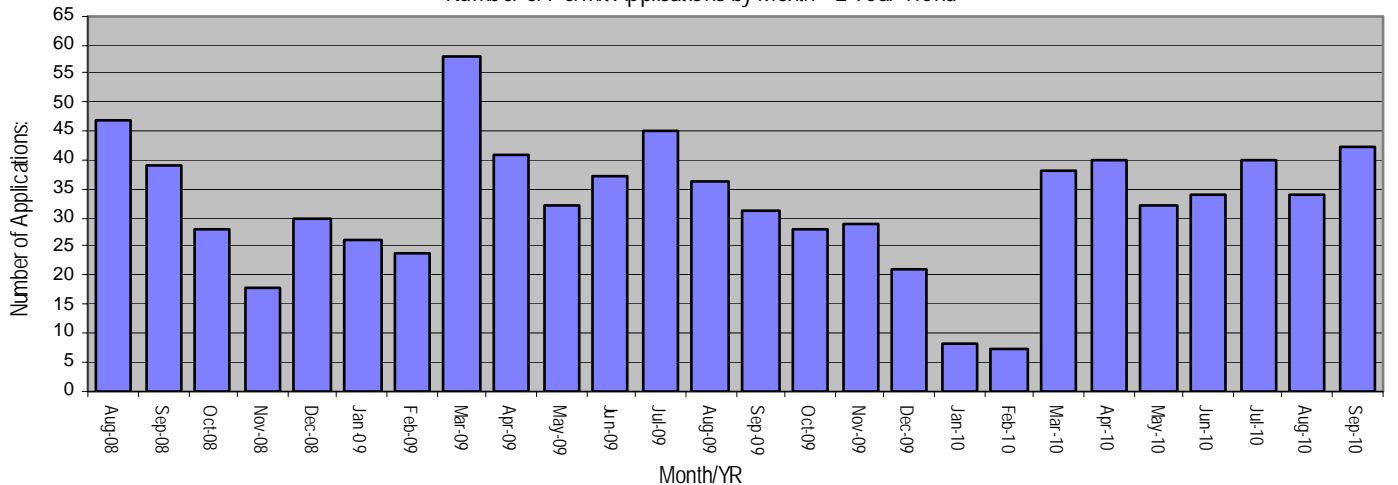
17 Plans Received
11 Plans Approved
2 In-house Inspections
0 Contracted Inspections

HISTORICAL PERFORMANCE

Construction Value of Permits Issued by Month - 2 Year Trend*



Number of Permit Applications by Month - 2 Year Trend





DIVISION OF LAND DEVELOPMENT SERVICES

Monthly Report – October 2010

REPORT SUMMARY

Subdivision Plats Approved

0 Major
2 Minor
2 Total # of lots created

Construction Value – Issued

\$1,401,755.⁰⁰ Total

Fees Invoiced

\$1,845.⁰⁰ Land Use
\$1,295.³⁶ Building Codes
\$1,695.⁰⁰ ASCD
\$200.⁰⁰ MHBGF
\$5,035.³⁶ Total

Board of Zoning Appeals Cases

0 Applied
0 Denied
2 Approved
0 Canceled
0 Dismissed

Floodplain Management

0 Plans Received
1 Plans Approved

Major Site Plans

5 Plans Received
1 Plans Approved

Land Use/Building Permits

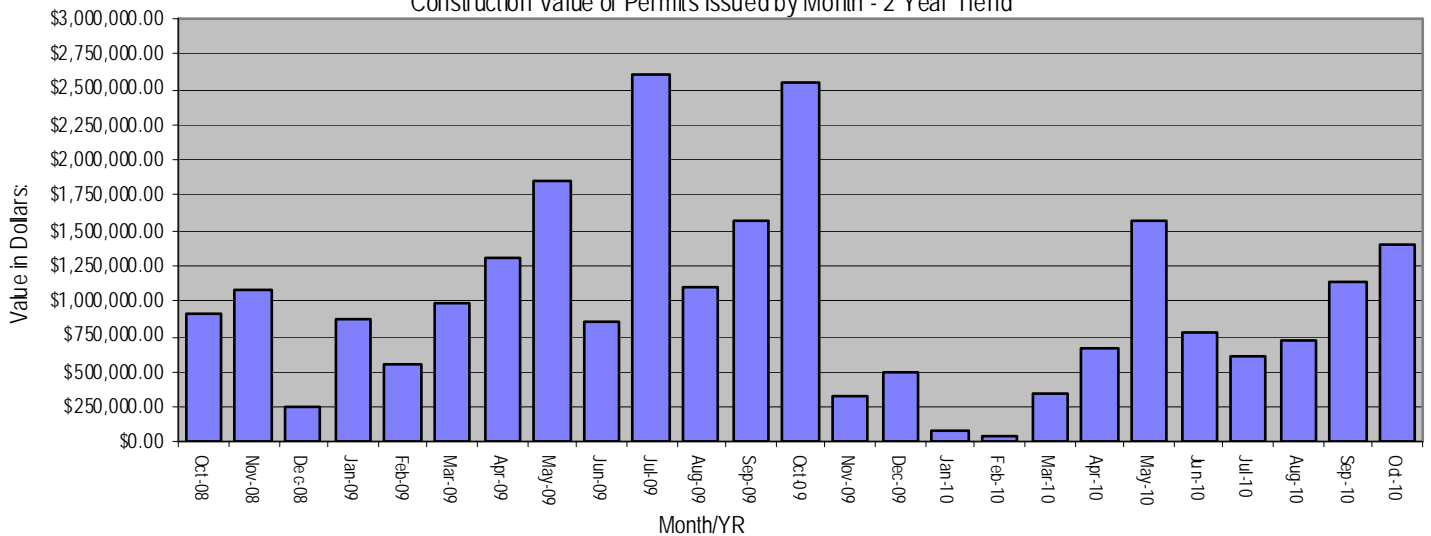
29 Applied
2 Revised/Amended
38 Issued
0 Cancelled/Expired
2 Deadfiled
0 Denied
7 COs Issued

Building Codes Activity

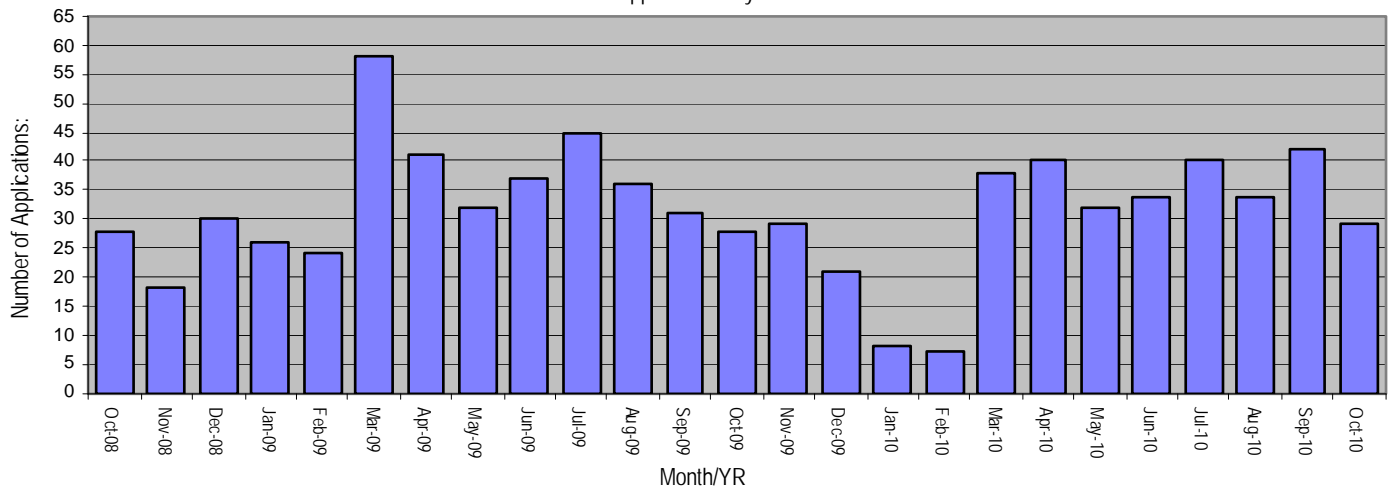
6 Plans Received
6 Plans Approved
0 In-house Inspections
0 Contracted Inspections

HISTORICAL PERFORMANCE

Construction Value of Permits Issued by Month - 2 Year Trend*



Number of Permit Applications by Month - 2 Year Trend





DIVISION OF LAND DEVELOPMENT SERVICES

Monthly Report – November 2010

REPORT SUMMARY

Subdivision Plats Approved

0 Major
1 Minor
1 Total # of lots created

Construction Value – Issued

\$1,178,000.00 Total

Fees Invoiced

1,305.00 Land Use
675.40 Building Codes
1,379.00 ASCD
50.00 MHBGF
3,409.40 Total

Board of Zoning Appeals Cases

0 Applied
0 Denied
0 Approved
0 Canceled
0 Dismissed

Floodplain Management

1 Plans Received
0 Plans Approved

Major Site Plans

5 Plans Received
3 Plans Approved

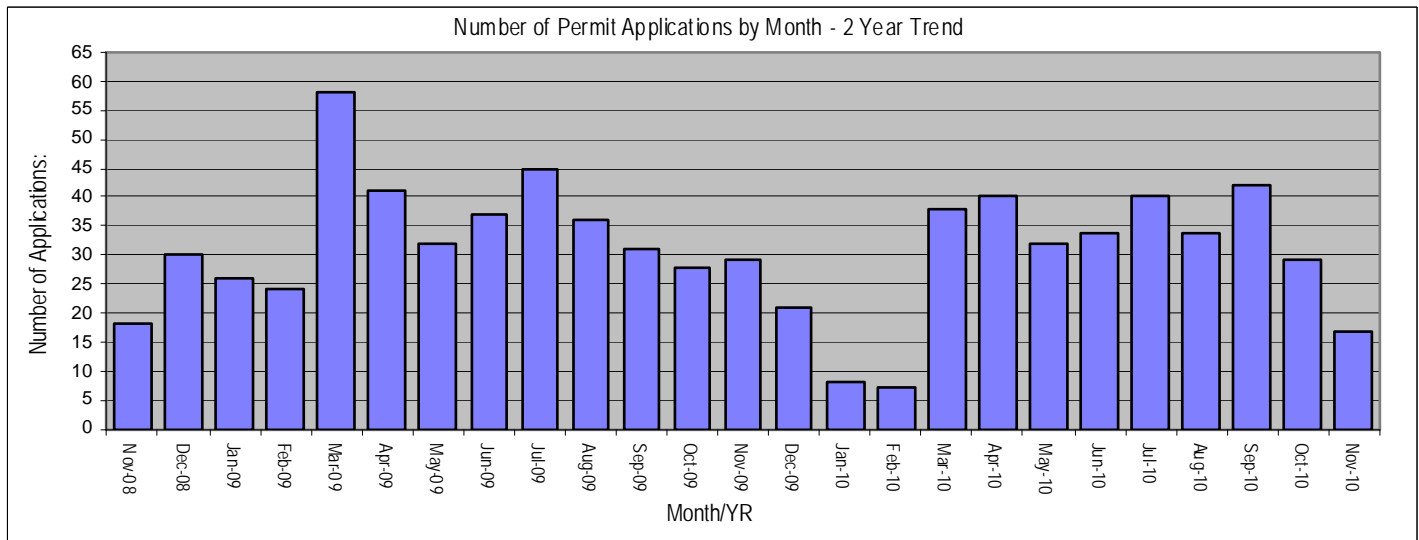
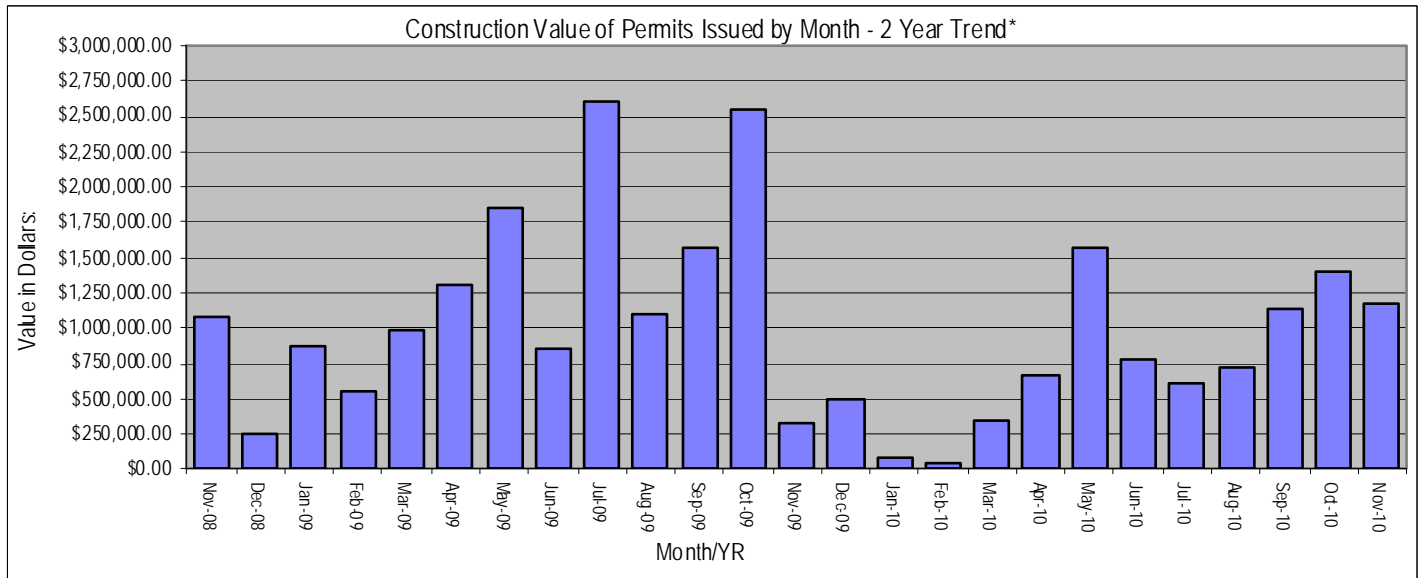
Land Use/Building Permits

17 Applied
0 Revised/Amended
20 Issued
0 Cancelled/Expired
3 Deadfiled
0 Denied
3 COs Issued

Building Codes Activity

6 Plans Received
6 Plans Approved
0 In-house Inspections
0 Contracted Inspections

HISTORICAL PERFORMANCE





DIVISION OF LAND DEVELOPMENT SERVICES

Monthly Report –December 2010

REPORT SUMMARY

Subdivision Plats Approved

0 Major
3 Minor
2 Total # of lots created

Construction Value – Issued

\$71,000.⁰⁰ Total

Fees Invoiced

995.⁰⁰ Land Use
698.²⁰ Building Codes
1,360.⁰⁰ ASCD
200.⁰⁰ MHBGF
3,253.²⁰ Total

Board of Zoning Appeals Cases

0 Applied
0 Denied
0 Approved
0 Canceled
0 Dismissed

Floodplain Management

0 Plans Received
1 Plans Approved

Major Site Plans

0 Plans Received
1 Plans Approved

Land Use/Building Permits

15 Applied
1 Revised/Amended
12 Issued
0 Cancelled/Expired
2 Deadfiled
0 Denied
6 COs Issued

Building Codes Activity

5 Plans Received
3 Plans Approved
0 In-house Inspections
0 Contracted Inspections

HISTORICAL PERFORMANCE

