



DIVISION OF LAND DEVELOPMENT SERVICES

Monthly Report – December 2008

REPORT SUMMARY

Subdivision Plats Approved

0 Major
3 Minor
3 Total # of lots created

Construction Value – Issued

\$252,000.00 Total

Fees Invoiced

\$1,640.00 Land Use
\$549.50 Building Codes
\$3,393.50 SCD
\$5,583.00 Total

Board of Zoning Appeals Cases

0 Applied
0 Denied
0 Approved
1 Canceled (Dismissed)

Floodplain Management

0 Plans Received
0 Plans Approved

Major Site Plans

1 Plans Received
3 Plans Approved

Land Use/Building Permits

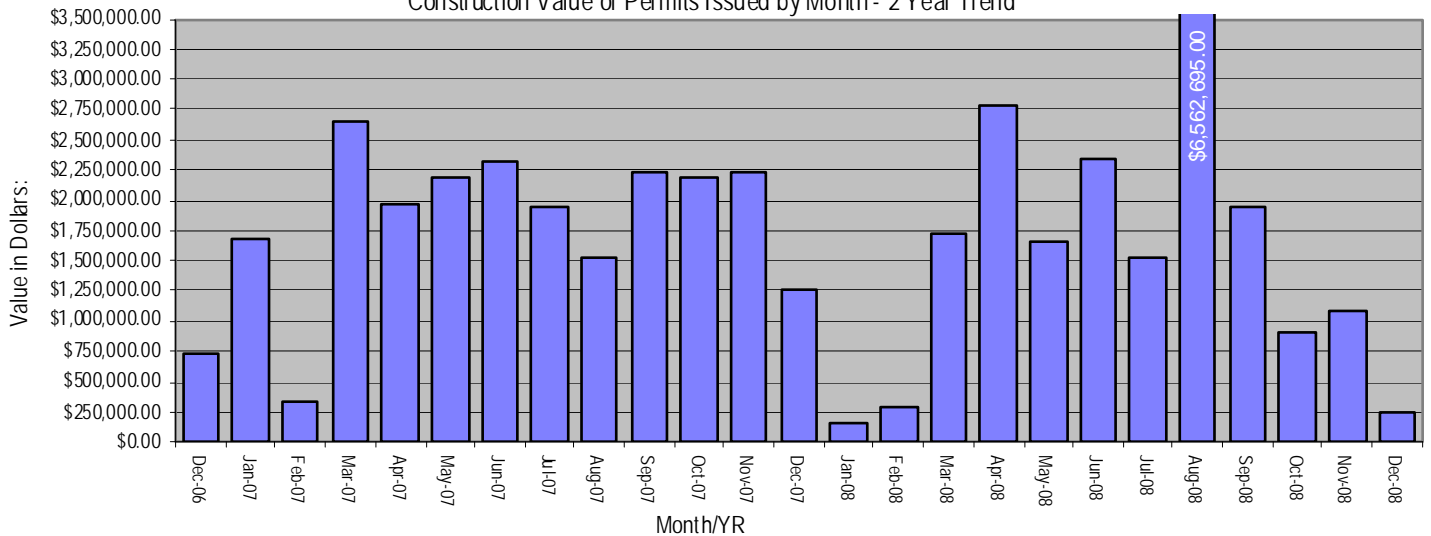
30 Applied
0 Revised/Amended
20 Issued
1 Cancelled/Expired
0 Denied
32 COs Issued

Building Codes Activity

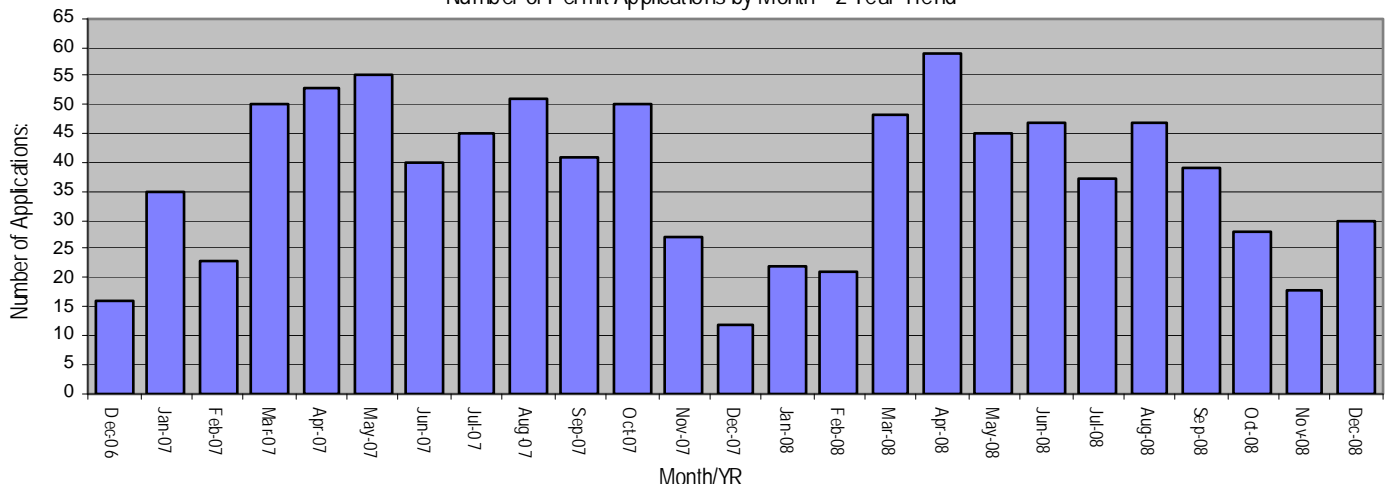
6 Plans Received
5 Plans Approved
7 In-house Inspections
0 Contracted Inspections

HISTORICAL PERFORMANCE

Construction Value of Permits Issued by Month - 2 Year Trend*



Number of Permit Applications by Month - 2 Year Trend





DIVISION OF LAND DEVELOPMENT SERVICES

Monthly Report – November 2008

REPORT SUMMARY

Subdivision Plats Approved

0 Major
1 Minor
12 Total # of lots created

Construction Value – Issued

\$1,087,000.00 Total

Fees Invoiced

\$1,910.00 Land Use
\$1,084.30 Building Codes
\$2,166.50 SCD
\$5,160.80 Total

Board of Zoning Appeals Cases

1 Applied
0 Denied
1 Approved
1 Canceled

Floodplain Management

0 Plans Received
1 Plans Approved

Major Site Plans

2 Plans Received
2 Plans Approved

Land Use/Building Permits

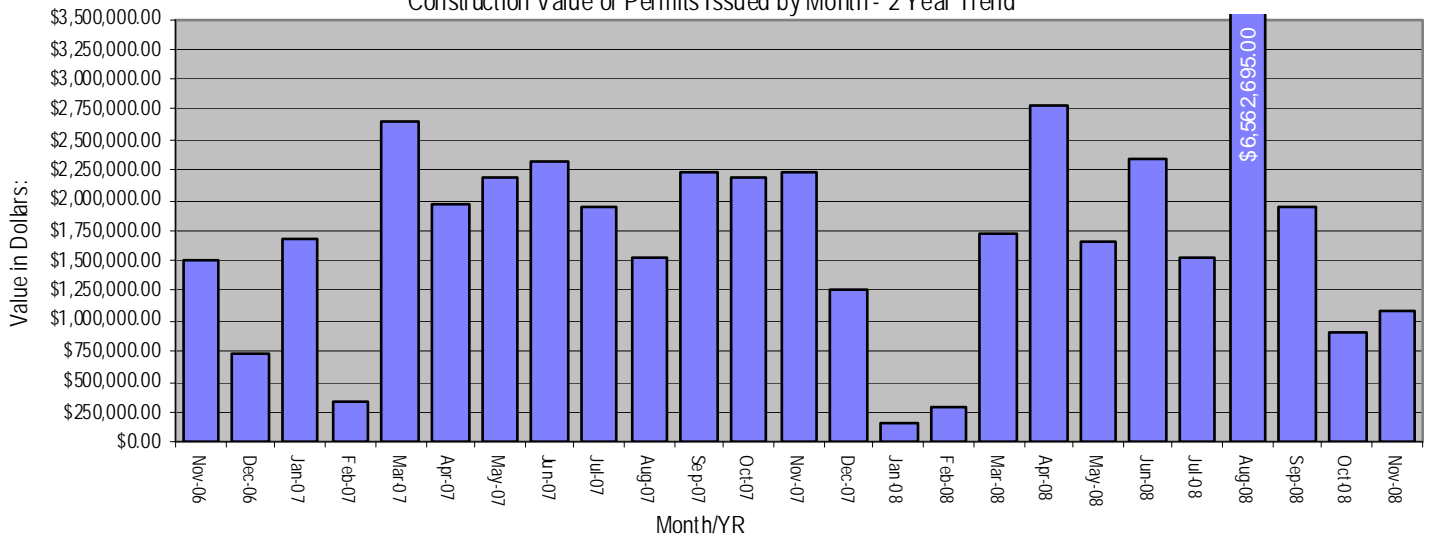
18 Applied
0 Revised/Amended
15 Issued
3 Cancelled/Expired
0 Denied
6 COs Issued

Building Codes Activity

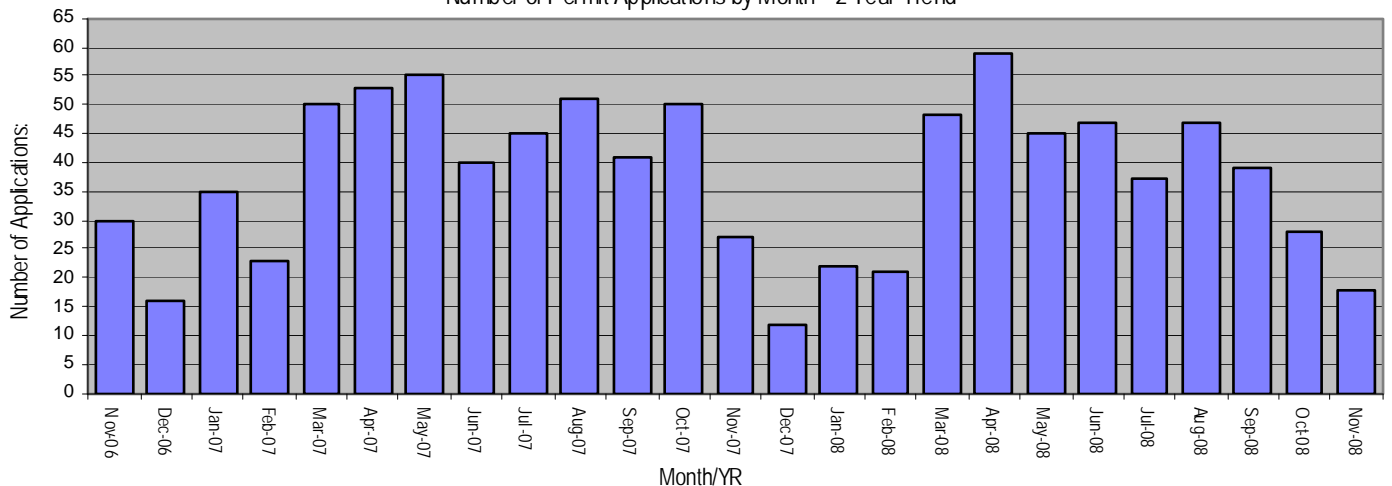
4 Plans Received
3 Plans Approved
3 In-house Inspections
0 Contracted Inspections

HISTORICAL PERFORMANCE

Construction Value of Permits Issued by Month - 2 Year Trend*



Number of Permit Applications by Month - 2 Year Trend





DIVISION OF LAND DEVELOPMENT SERVICES

Monthly Report – October 2008

REPORT SUMMARY

Subdivision Plats Approved

3 Major
1 Minor
65 Total # of lots created

Construction Value – Issued

\$902,675.00 Total

Fees Invoiced

\$2,669.40 Land Use
\$1,469.06 Building Codes
\$3,640.50 SCD
\$7,778.96 Total

Board of Zoning Appeals Cases

1 Applied
0 Denied
1 Approved
0 Canceled

Floodplain Management

0 Plans Received
0 Plans Approved

Major Site Plans

0 Plans Received
1 Plans Approved

Land Use/Building Permits

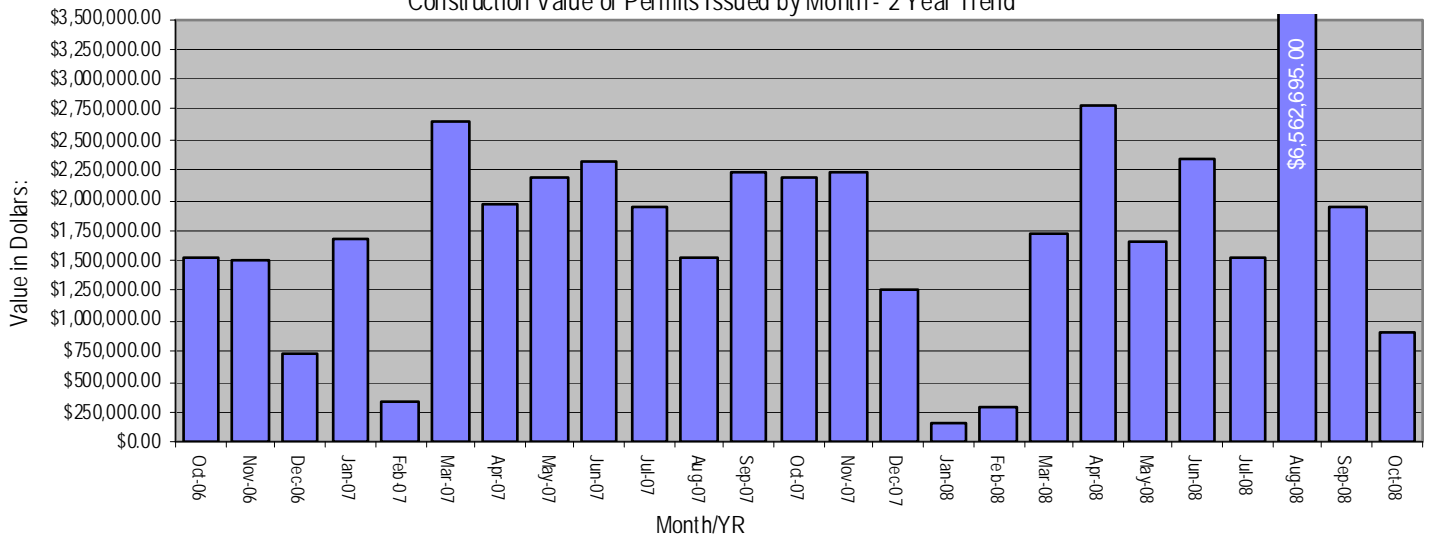
28 Applied
0 Revised/Amended
29 Issued
4 Cancelled/Expired
1 Denied
6 COs Issued

Building Codes Activity

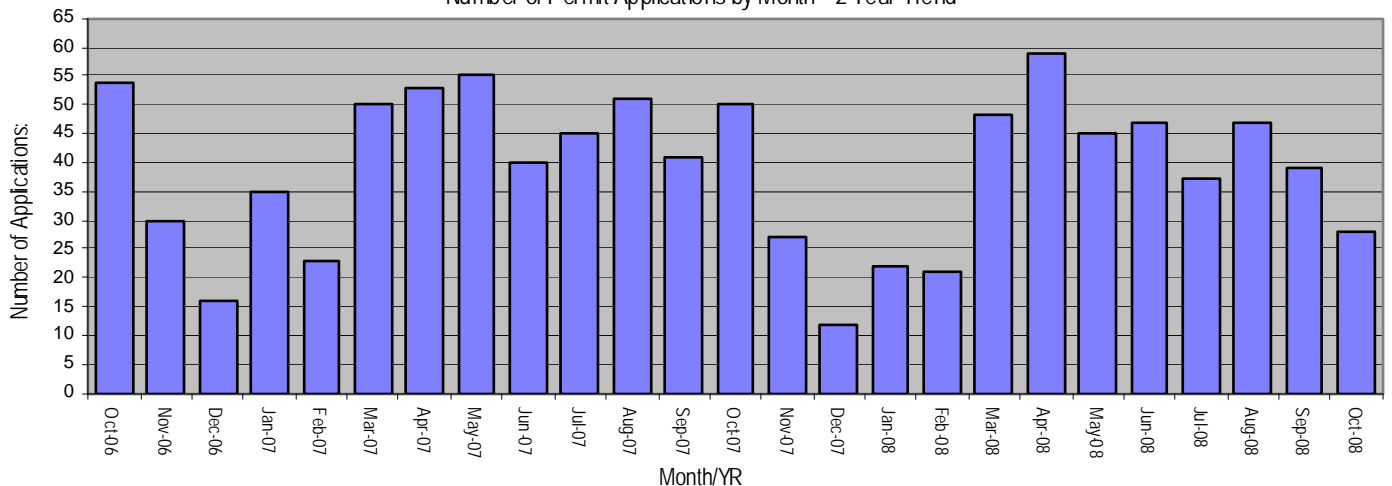
7 Plans Received
5 Plans Approved
7 In-house Inspections
0 Contracted Inspections

HISTORICAL PERFORMANCE

Construction Value of Permits Issued by Month - 2 Year Trend*



Number of Permit Applications by Month - 2 Year Trend





DIVISION OF LAND DEVELOPMENT SERVICES

Monthly Report – September 2008

REPORT SUMMARY

Subdivision Plats Approved

0 Major
4 Minor
8 Total # of lots created

Construction Value – Issued

\$1,948,565.00 Total

Fees Invoiced

\$2,705.00 Land Use
\$1,701.40 Building Codes
\$3,837.50 SCD
\$8,243.90 Total

Board of Zoning Appeals Cases

1 Applied
0 Denied
0 Approved
0 Canceled

Floodplain Management

0 Plans Received
2 Plans Approved

Major Site Plans

4 Plans Received
0 Plans Approved

Land Use/Building Permits

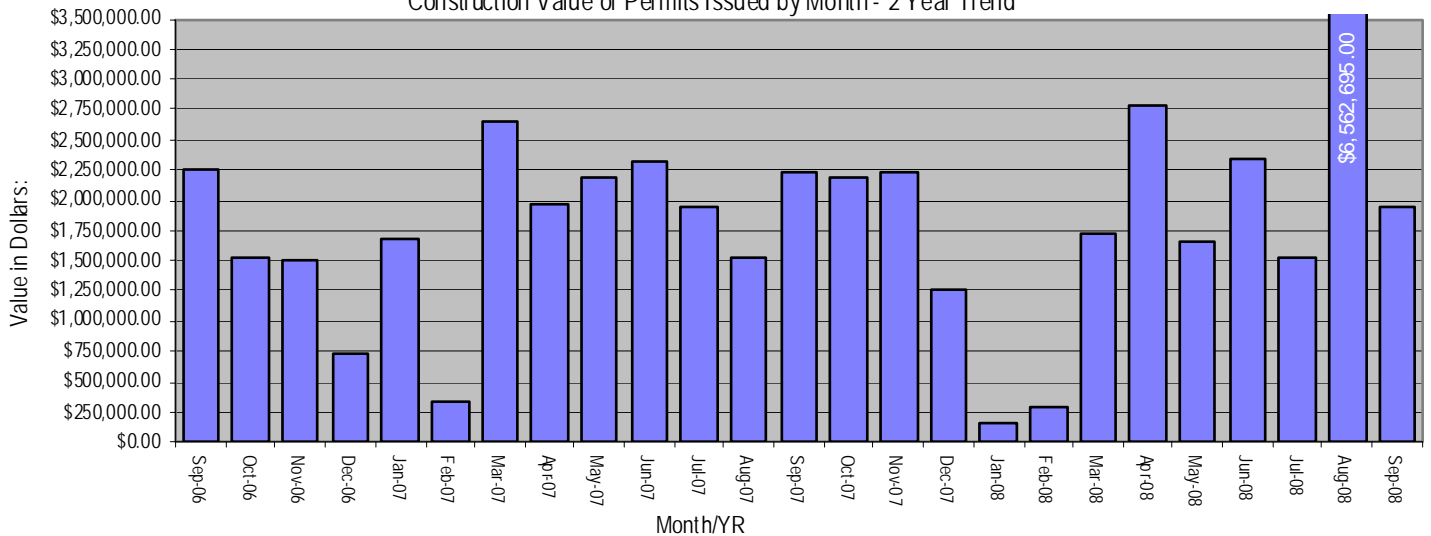
39 Applied
0 Revised/Amended
36 Issued
8 Cancelled/Expired
0 Denied
9 COs Issued

Building Codes Activity

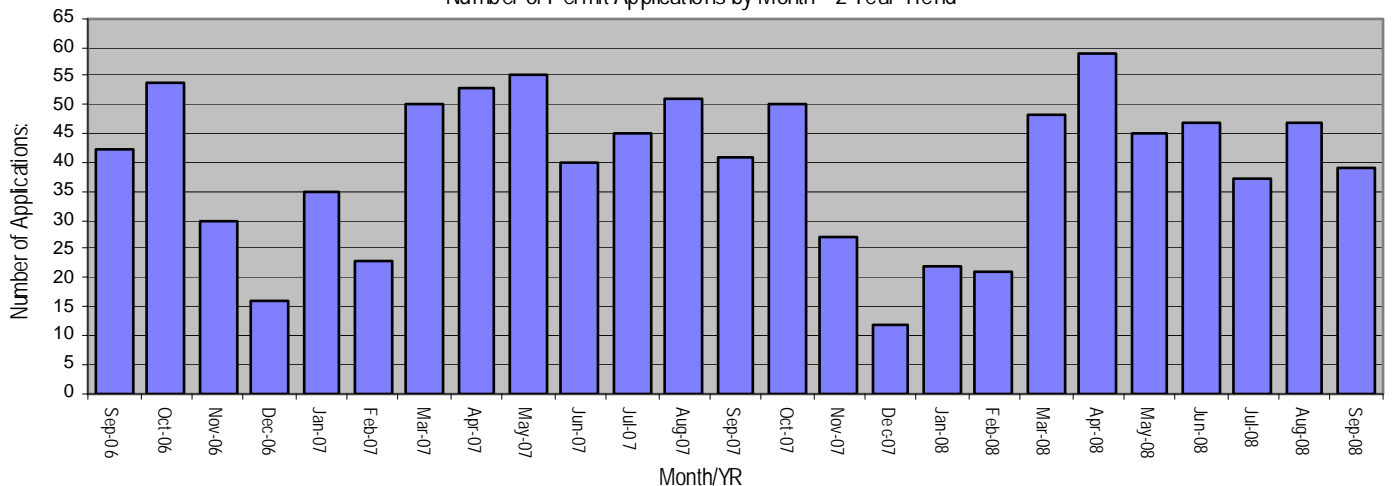
11 Plans Received
11 Plans Approved
2 In-house Inspections
0 Contracted Inspections

HISTORICAL PERFORMANCE

Construction Value of Permits Issued by Month - 2 Year Trend*



Number of Permit Applications by Month - 2 Year Trend





DIVISION OF LAND DEVELOPMENT SERVICES

Monthly Report – August 2008

REPORT SUMMARY

Subdivision Plats Approved

0 Major
7 Minor
8 Total # of lots created

Construction Value – Issued

\$6,562,695.00 Total

Fees Invoiced

\$2,660.00 Land Use
\$1,728.15 Building Codes
\$2,816.00 SCD
\$7,204.15 Total

Board of Zoning Appeals Cases

0 Applied
0 Denied
0 Approved
0 Canceled

Floodplain Management

5 Plans Received
2 Plans Approved

Major Site Plans

5 Plans Received
1 Plans Approved

Land Use/Building Permits

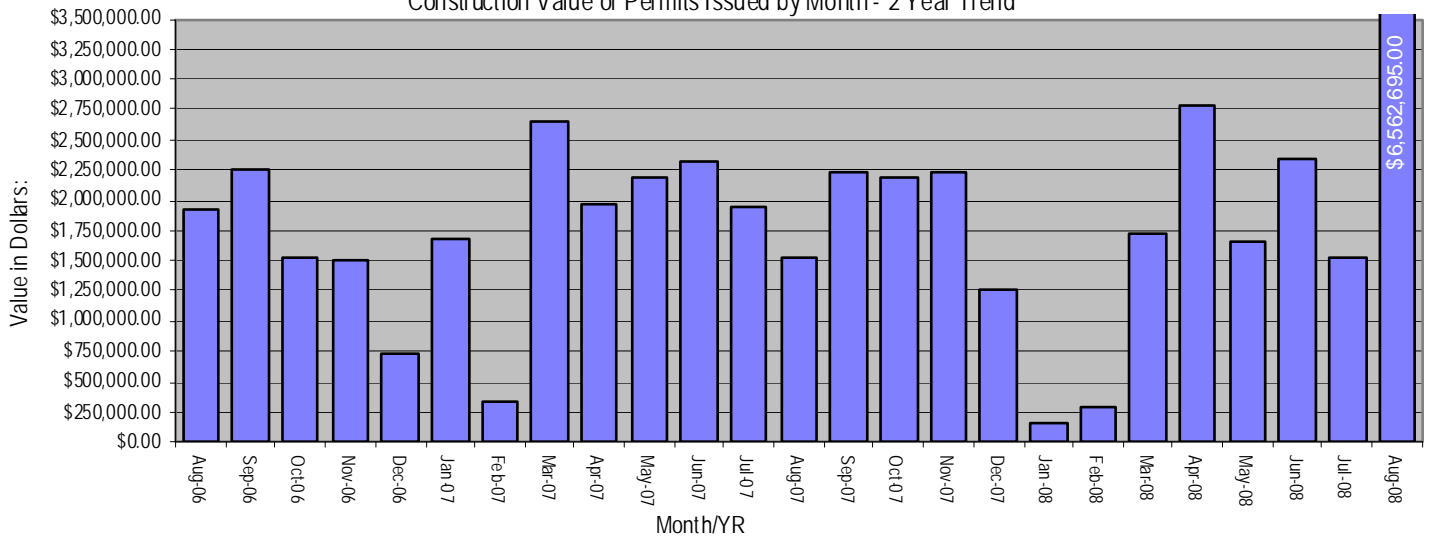
47 Applied
0 Revised/Amended
40 Issued
5 Cancelled/Expired
1 Denied
9 COs Issued

Building Codes Activity

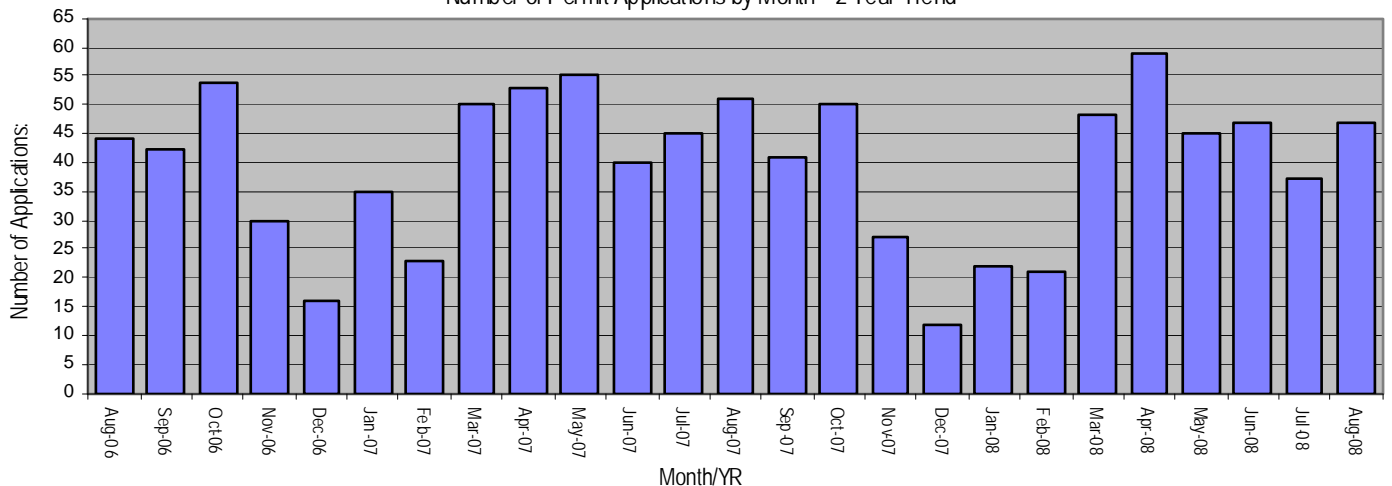
13 Plans Received
7 Plans Approved
2 In-house Inspections
0 Contracted Inspections

HISTORICAL PERFORMANCE

Construction Value of Permits Issued by Month - 2 Year Trend*



Number of Permit Applications by Month - 2 Year Trend





DIVISION OF LAND DEVELOPMENT SERVICES

Monthly Report – July 2008

REPORT SUMMARY

Subdivision Plats Approved

0 Major
4 Minor
10 Total # of lots created

Construction Value – Issued

\$1,532,940.00 Total

Fees Invoiced

\$2,050.00 Land Use
\$1,335.00 Building Codes
\$2,222.79 SCD
\$5,607.79 Total

Board of Zoning Appeals Cases

0 Applied
0 Denied
0 Approved
0 Canceled

Floodplain Management

2 Plans Received
1 Plans Approved

Major Site Plans

4 Plans Received
2 Plans Approved

Land Use/Building Permits

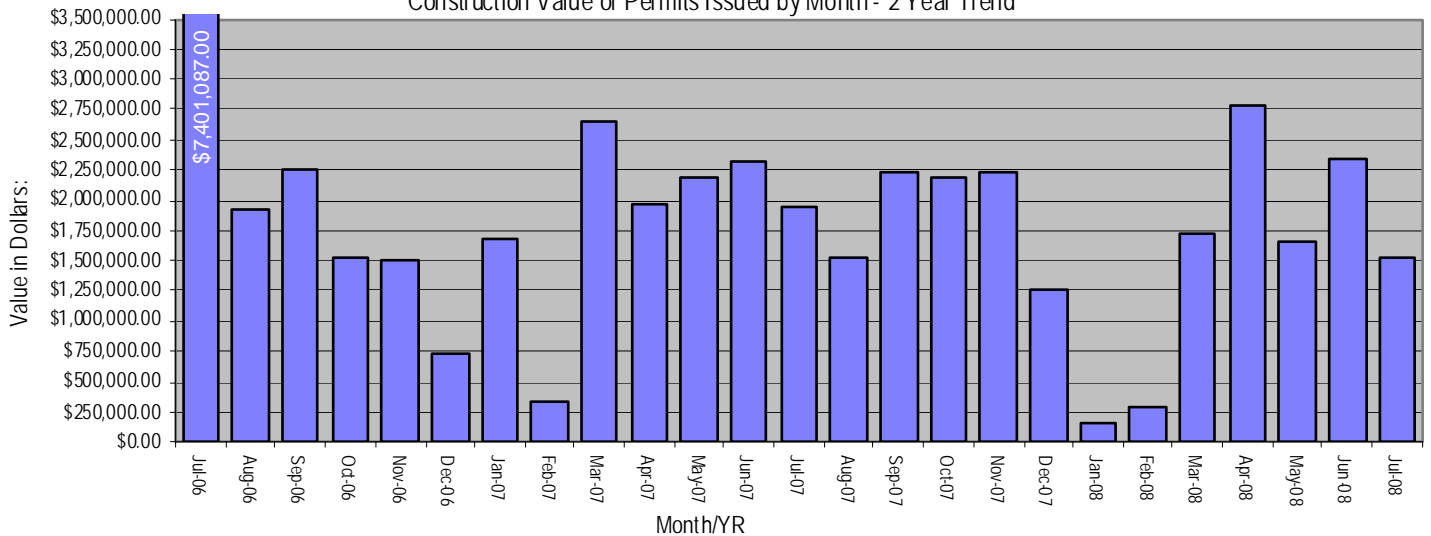
37 Applied
0 Revised/Amended
39 Issued
7 Cancelled/Expired
0 Denied
7 COs Issued

Building Codes Activity

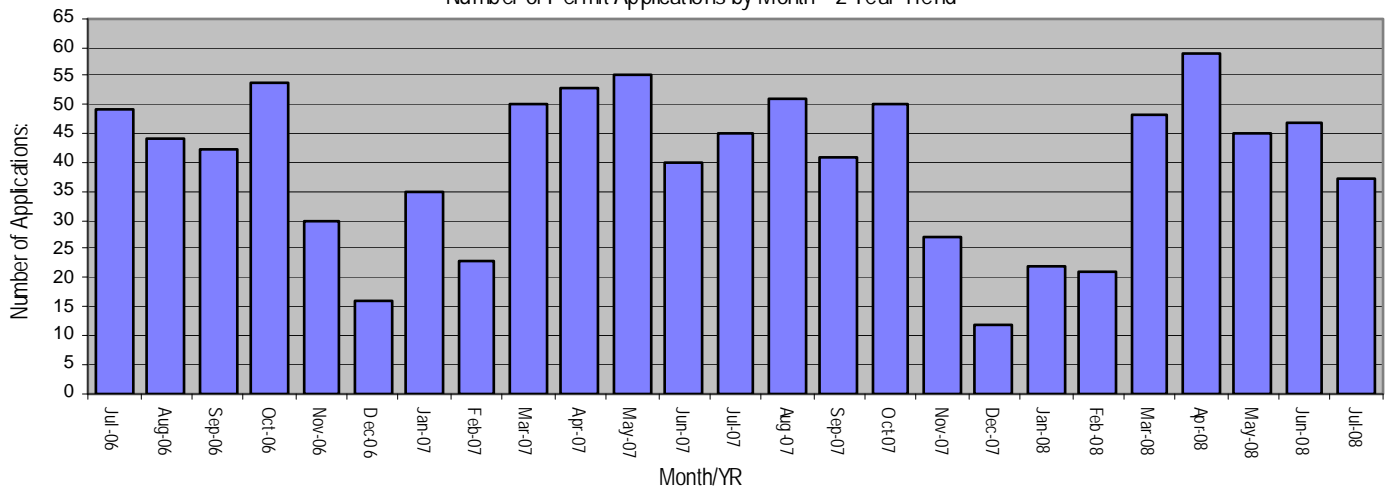
14 Plans Received
11 Plans Approved
0 In-house Inspections
0 Contracted Inspections

HISTORICAL PERFORMANCE

Construction Value of Permits Issued by Month - 2 Year Trend*



Number of Permit Applications by Month - 2 Year Trend





DIVISION OF LAND DEVELOPMENT SERVICES

Monthly Report – June 2008

REPORT SUMMARY

Subdivision Plats Approved

0 Major
5 Minor
5 Total # of lots created

Construction Value – Issued

\$2,338,500.00 Total

Fees Invoiced

\$2,405.00 Land Use
\$1,430.87 Building Codes
\$2,608.50 SCD
\$6,444.37 Total

Board of Zoning Appeals Cases

0 Applied
0 Denied
0 Approved
0 Canceled

Floodplain Management

2 Plans Received
0 Plans Approved

Major Site Plans

0 Plans Received
0 Plans Approved

Land Use/Building Permits

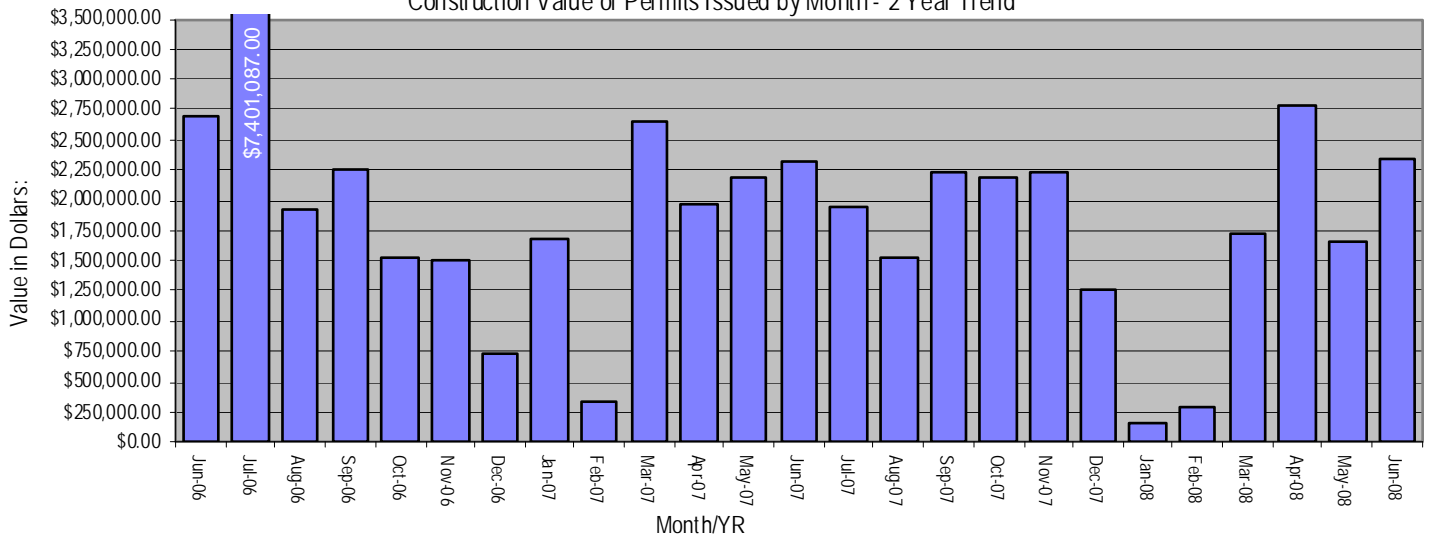
47 Applied
13 Revised/Amended
48 Issued
3 Cancelled/Expired
0 Denied
6 COs Issued

Building Codes Activity

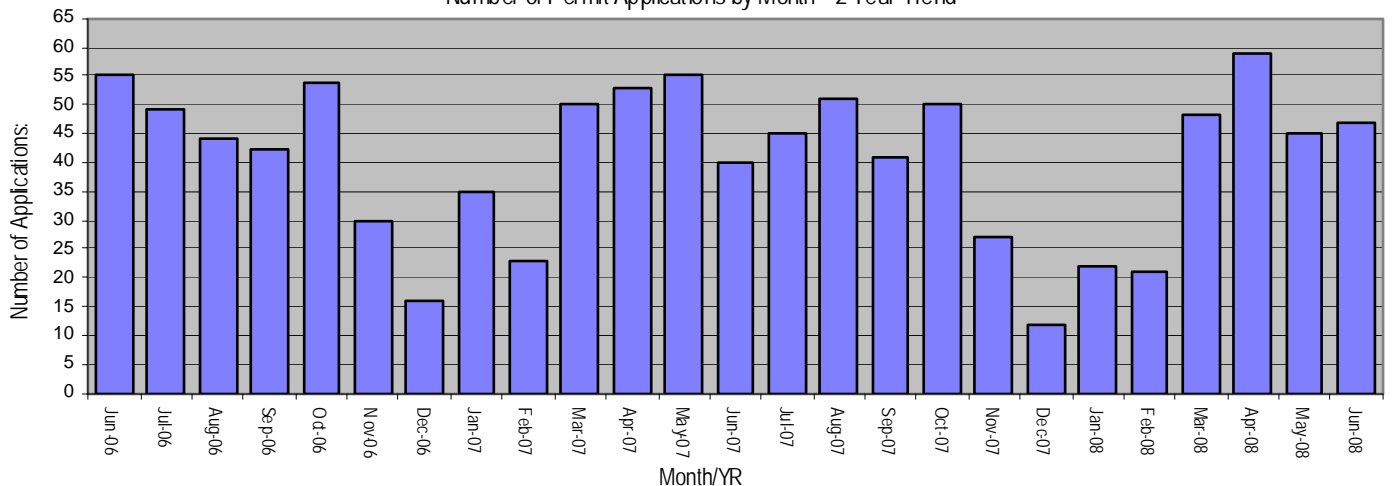
13 Plans Received
19 Plans Approved
0 In-house Inspections
0 Contracted Inspections

HISTORICAL PERFORMANCE

Construction Value of Permits Issued by Month - 2 Year Trend*



Number of Permit Applications by Month - 2 Year Trend





DIVISION OF LAND DEVELOPMENT SERVICES

Monthly Report – May 2008

REPORT SUMMARY

Subdivision Plats Approved

0 Major
2 Minor
5 Total # of lots created

Construction Value – Issued

\$1,663,615.00 Total

Fees Invoiced

\$2,740.00 Land Use
\$1,909.70 Building Codes
\$3,233.50 SCD
\$7,883.20 Total

Board of Zoning Appeals Cases

0 Applied
0 Denied
0 Approved
0 Canceled

Floodplain Management

2 Plans Received
1 Plans Approved

Major Site Plans

4 Plans Received
0 Plans Approved

Land Use/Building Permits

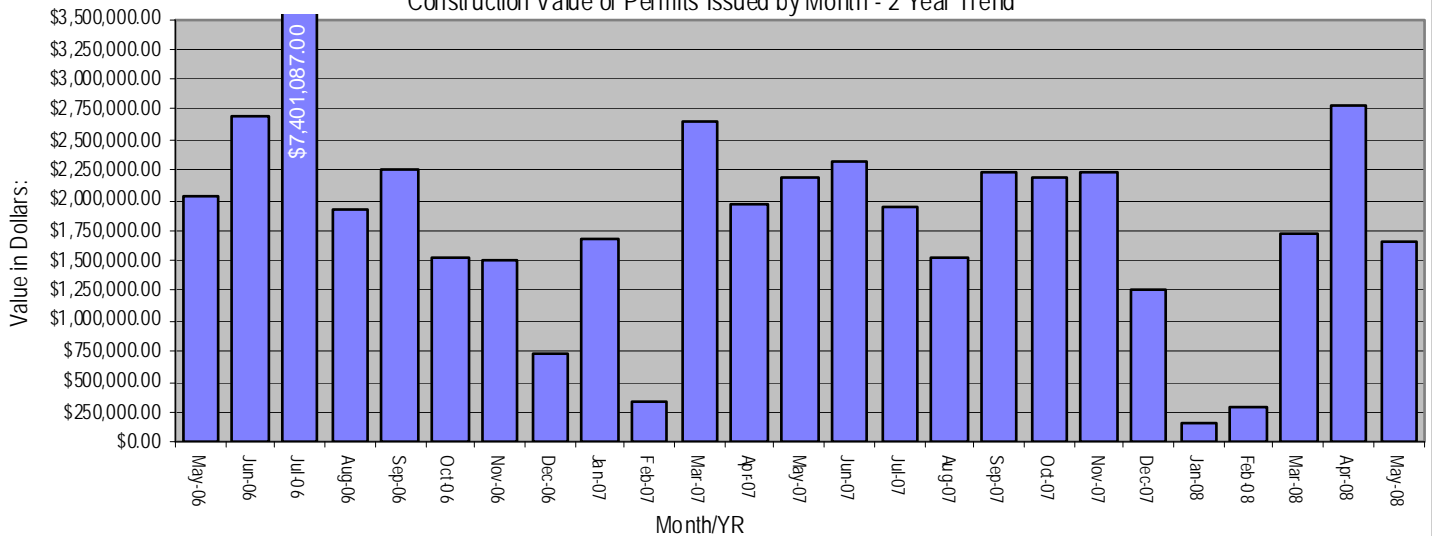
45 Applied
0 Revised/Amended
47 Issued
8 Cancelled/Expired
0 Denied
5 COs Issued

Building Codes Activity

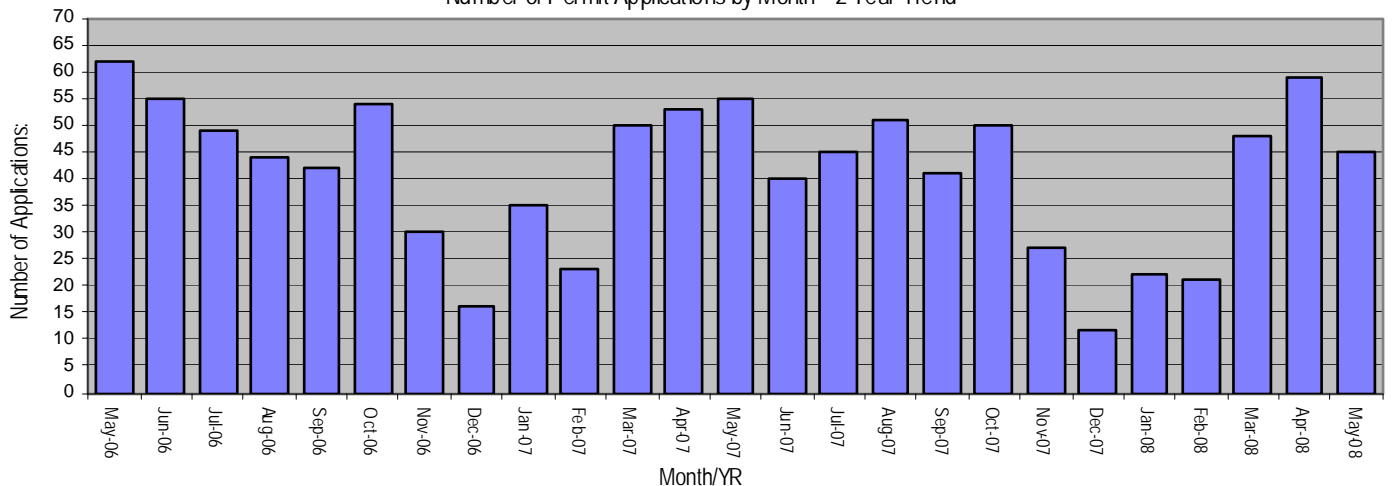
13 Plans Received
12 Plans Approved
1 In-house Inspections
0 Contracted Inspections

HISTORICAL PERFORMANCE

Construction Value of Permits Issued by Month - 2 Year Trend*



Number of Permit Applications by Month - 2 Year Trend





DIVISION OF LAND DEVELOPMENT SERVICES

Monthly Report – April 2008

REPORT SUMMARY

Subdivision Plats Approved

0 Major
6 Minor
7 Total # of lots created

Construction Value – Issued

\$2,782,490.00 Total

Fees Invoiced

\$3,375.00 Land Use
\$2,125.20 Building Codes
\$3,868.00 SCD
\$9,368.20 Total

Board of Zoning Appeals Cases

0 Applied
0 Denied
1 Approved
0 Canceled

Floodplain Management

0 Plans Received
1 Plans Approved

Major Site Plans

6 Plans Received
4 Plans Approved

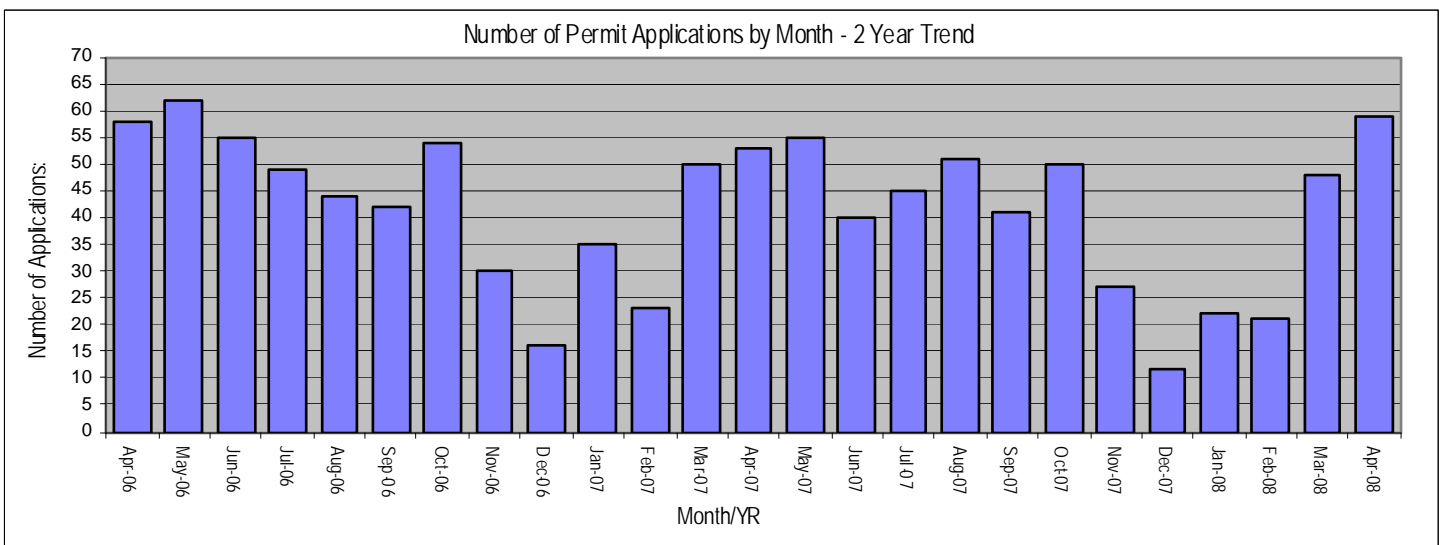
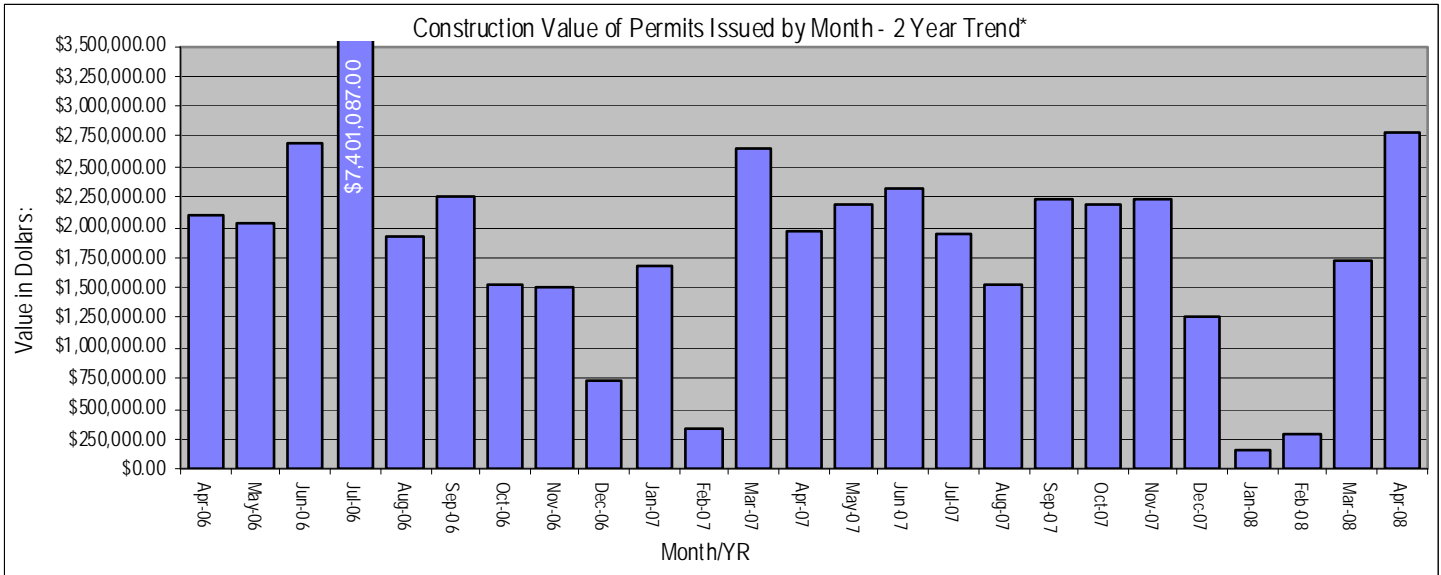
Land Use/Building Permits

59 Applied
0 Revised/Amended
54 Issued
10 Cancelled/Expired
0 Denied
5 COs Issued

Building Codes Activity

17 Plans Received
14 Plans Approved
1 In-house Inspections
0 Contracted Inspections

HISTORICAL PERFORMANCE





DIVISION OF LAND DEVELOPMENT SERVICES

Monthly Report – March 2008

REPORT SUMMARY

Subdivision Plats Approved

0 Major
4 Minor
6 Total # of lots created

Construction Value – Issued

\$1,727,100.00 Total

Fees Invoiced

\$3,235.00 Land Use
\$2,409.15 Building Codes
\$3,378.50 SCD
\$9,022.65 Total

Board of Zoning Appeals Cases

1 Applied
0 Denied
0 Approved
0 Canceled

Floodplain Management

1 Plans Received
2 Plans Approved

Major Site Plans

0 Plans Received
3 Plans Approved

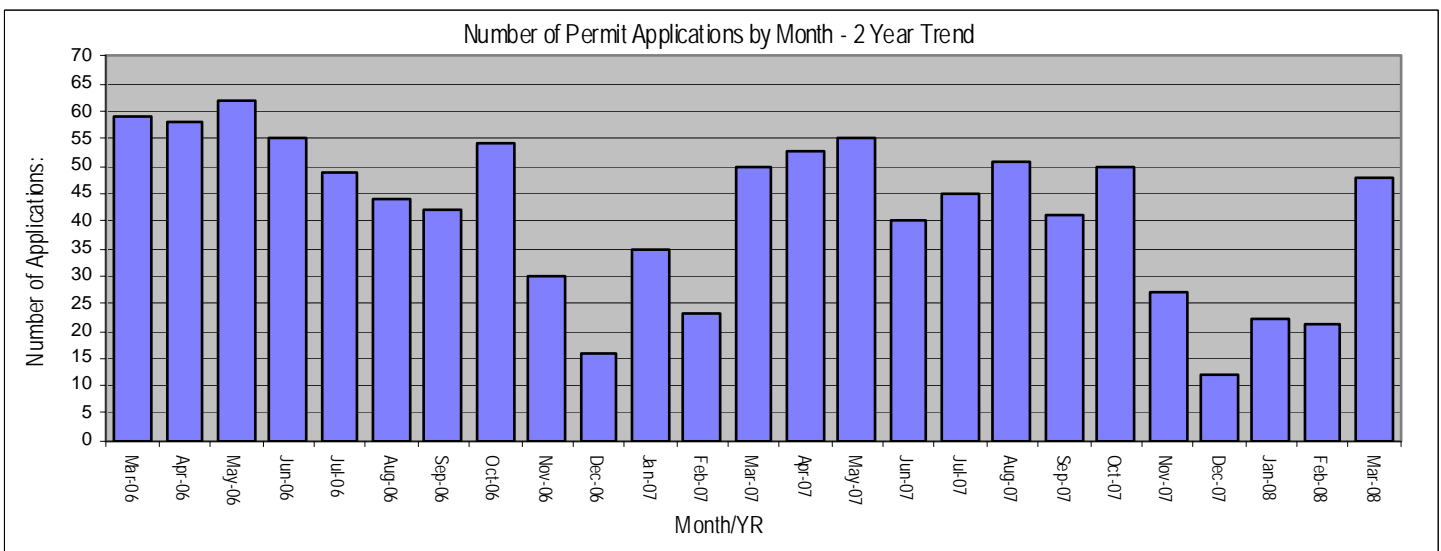
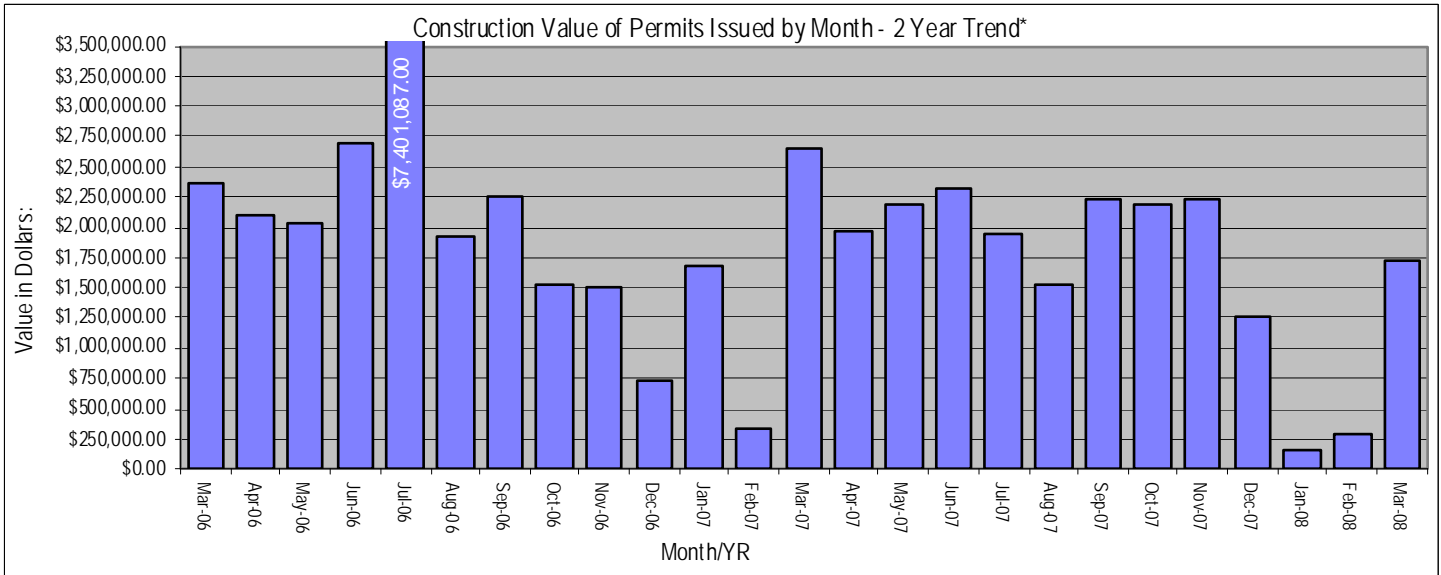
Land Use/Building Permits

48 Applied
0 Revised/Amended
27 Issued
6 Cancelled/Expired
0 Denied
8 COs Issued

Building Codes Activity

10 Plans Received
10 Plans Approved
2 In-house Inspections
0 Contracted Inspections

HISTORICAL PERFORMANCE





DIVISION OF LAND DEVELOPMENT SERVICES

Monthly Report – February 2008

REPORT SUMMARY

Subdivision Plats Approved

0	Major
5	Minor
8	Total # of lots created

Construction Value – Issued

\$287,000.00 Total

Fees Invoiced

\$1,235.00	Land Use
\$1,293.05	Building Codes
\$3,209.75	SCD
\$5,737.80	Total

Board of Zoning Appeals Cases

0	Applied
0	Denied
0	Approved
0	Canceled

Floodplain Management

2	Plans Received
0	Plans Approved

Major Site Plans

1	Plans Received
2	Plans Approved

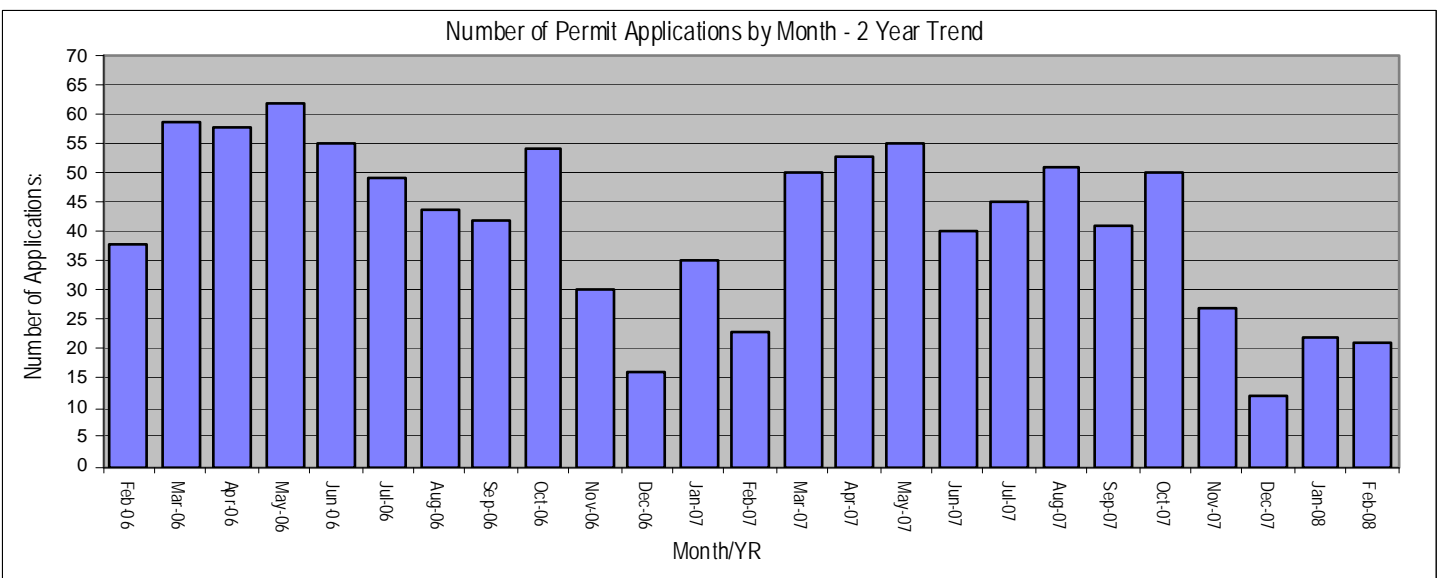
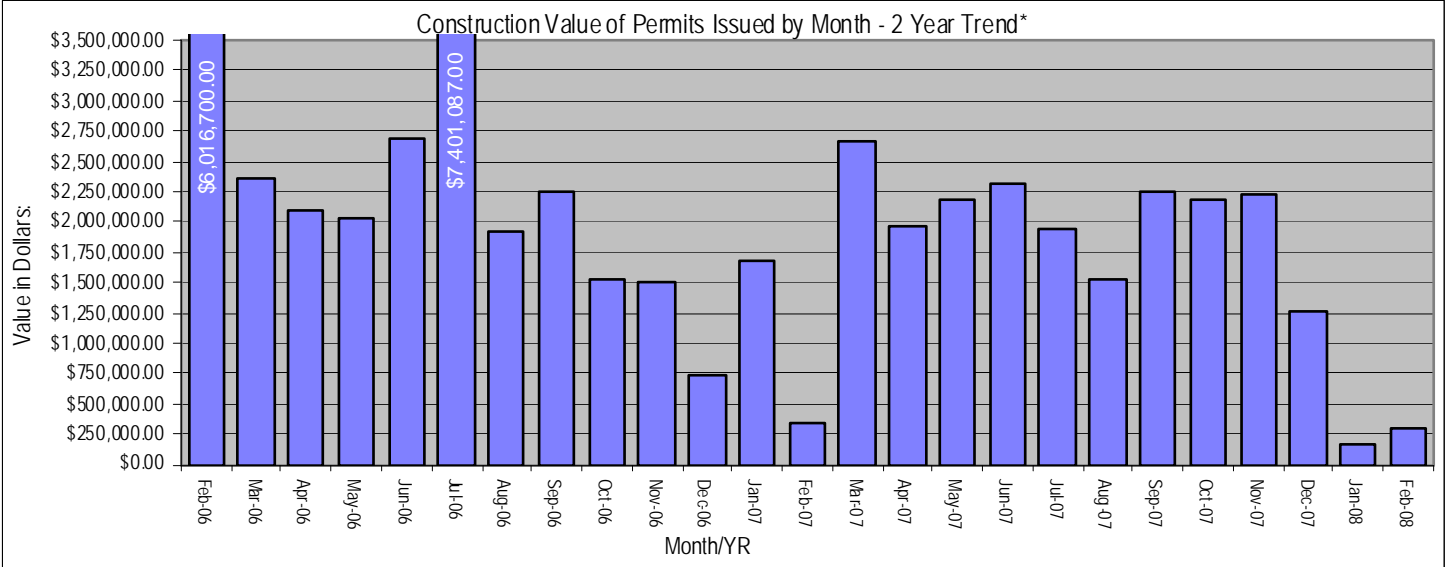
Land Use/Building Permits

21	Applied
0	Revised/Amended
16	Issued
4	Cancelled/Expired
1	Denied
4	COs Issued

Building Codes Activity

7	Plans Received
5	Plans Approved
0	In-house Inspections
0	Contracted Inspections

HISTORICAL PERFORMANCE





DIVISION OF LAND DEVELOPMENT SERVICES

Monthly Report – January 2008

REPORT SUMMARY

Subdivision Plats Approved

0	Major
7	Minor
8	Total # of lots created

Construction Value – Issued

\$155,500.00 Total

Fees Invoiced

\$2,840.00	Land Use
\$697.10	Building Codes
\$2,476.50	SCD
\$6,013.60	Total

Board of Zoning Appeals Cases

0	Applied
0	Denied
0	Approved
0	Canceled

Floodplain Management

1	Plans Received
0	Plans Approved

Major Site Plans

2	Plans Received
3	Plans Approved

Land Use/Building Permits

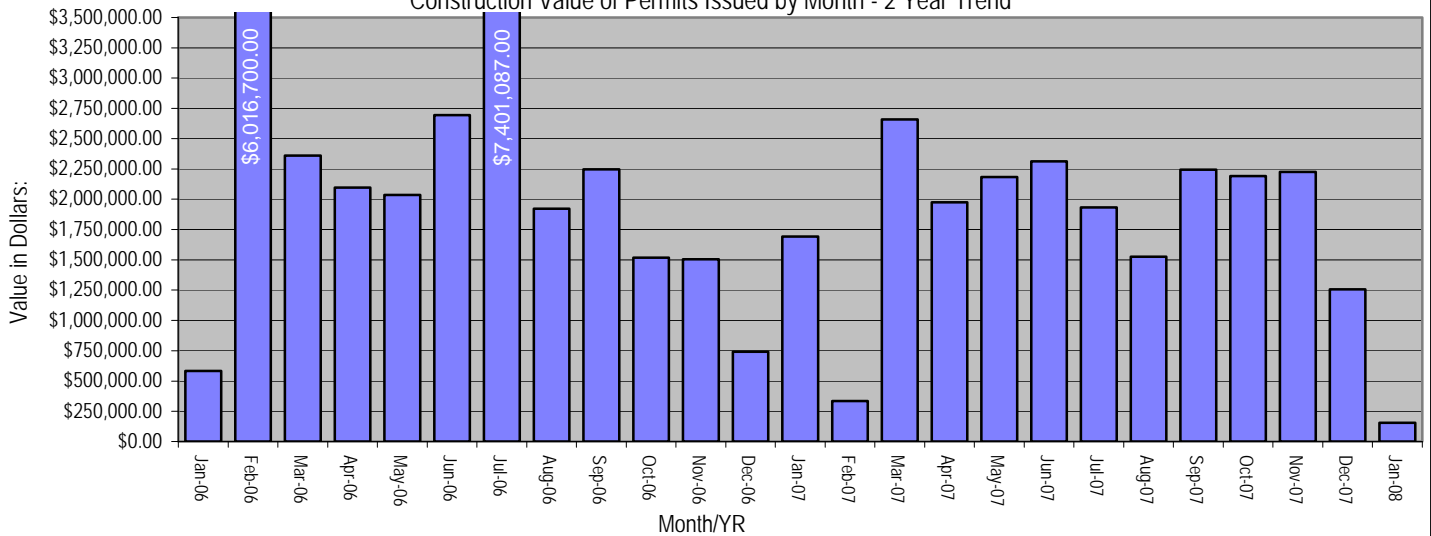
22	Applied
0	Revised/Amended
18	Issued
5	Cancelled/Expired
0	Denied
13	COs Issued

Building Codes Activity

3	Plans Received
1	Plans Approved
0	In-house Inspections
0	Contracted Inspections

HISTORICAL PERFORMANCE

Construction Value of Permits Issued by Month - 2 Year Trend*



Number of Permit Applications by Month - 2 Year Trend

