



# DIVISION OF LAND DEVELOPMENT SERVICES

## Monthly Report – January 2005

### REPORT SUMMARY

#### Subdivision Plats Approved

0 Major  
4 Minor  
7 Total # of lots created

#### Construction Value – Issued

**\$ 821,300.00** Total

#### Fees Invoiced

\$ 1,450.00 Land Use  
\$ 926.32 Building Codes  
\$ 1,850.00 SCD  
**\$ 4,226.32 Total**

#### Board of Zoning Appeals Cases

1 Applied  
0 Denied  
0 Approved  
0 Canceled

#### Floodplain Management

1 Plans Received  
0 Plans Approved

#### Major Site Plans

1 Plans Received  
2 Plans Approved

#### Land Use/Building Permits

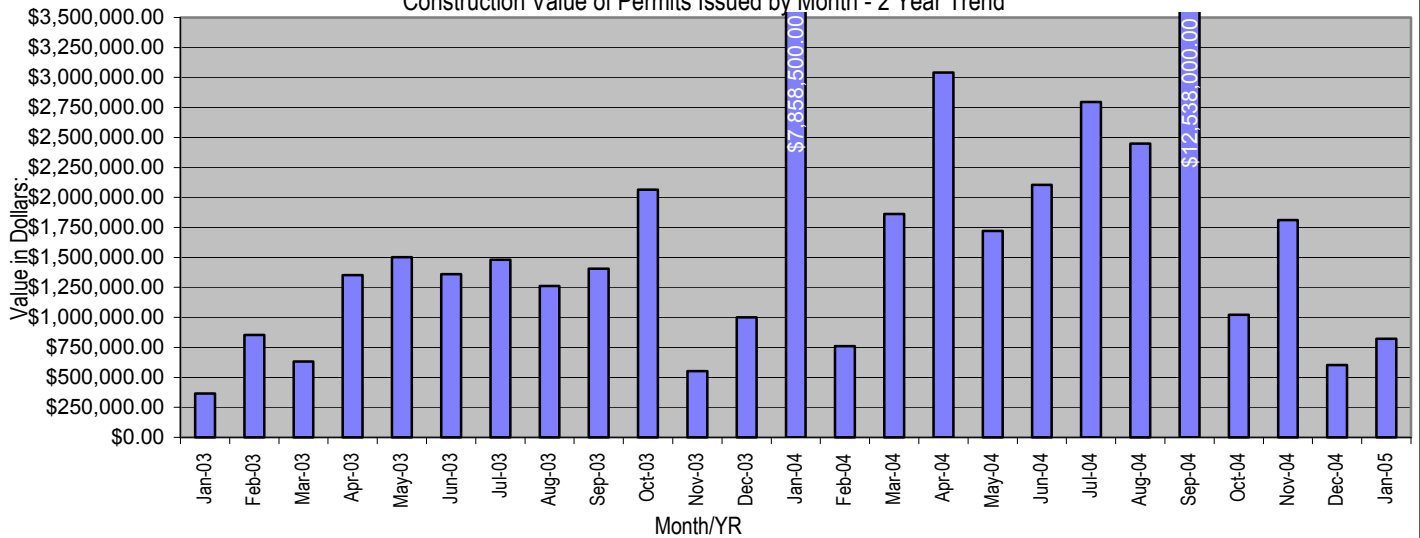
28 Applied  
0 Revised  
26 Issued  
1 Cancelled/Expired  
0 Denied  
11 COs Issued

#### Building Codes Activity

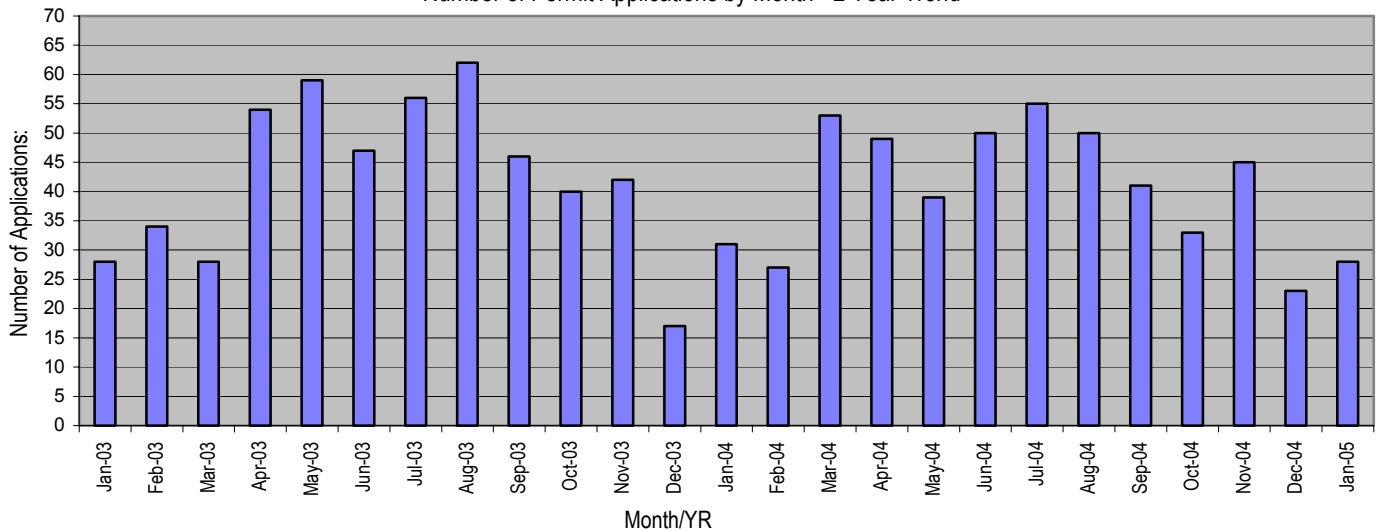
9 Plans Received  
15 Plans Approved  
18 In-house Inspections  
0 Contracted Inspections

### HISTORICAL PERFORMANCE

Construction Value of Permits Issued by Month - 2 Year Trend



Number of Permit Applications by Month - 2 Year Trend





# DIVISION OF LAND DEVELOPMENT SERVICES

## Monthly Report – February 2005

### REPORT SUMMARY

#### Subdivision Plats Approved

0 Major  
3 Minor  
4 Total # of lots created

#### Construction Value – Issued

**\$ 479,700.00** Total

#### Fees Invoiced

\$ 2,070.00 Land Use  
\$ 1,755.79 Building Codes  
\$ 1,974.75 SCD  
**\$ 5,800.54 Total**

#### Board of Zoning Appeals Cases

0 Applied  
0 Denied  
1 Approved  
0 Canceled

#### Floodplain Management

1 Plans Received  
1 Plans Approved

#### Major Site Plans

1 Plans Received  
0 Plans Approved

#### Land Use/Building Permits

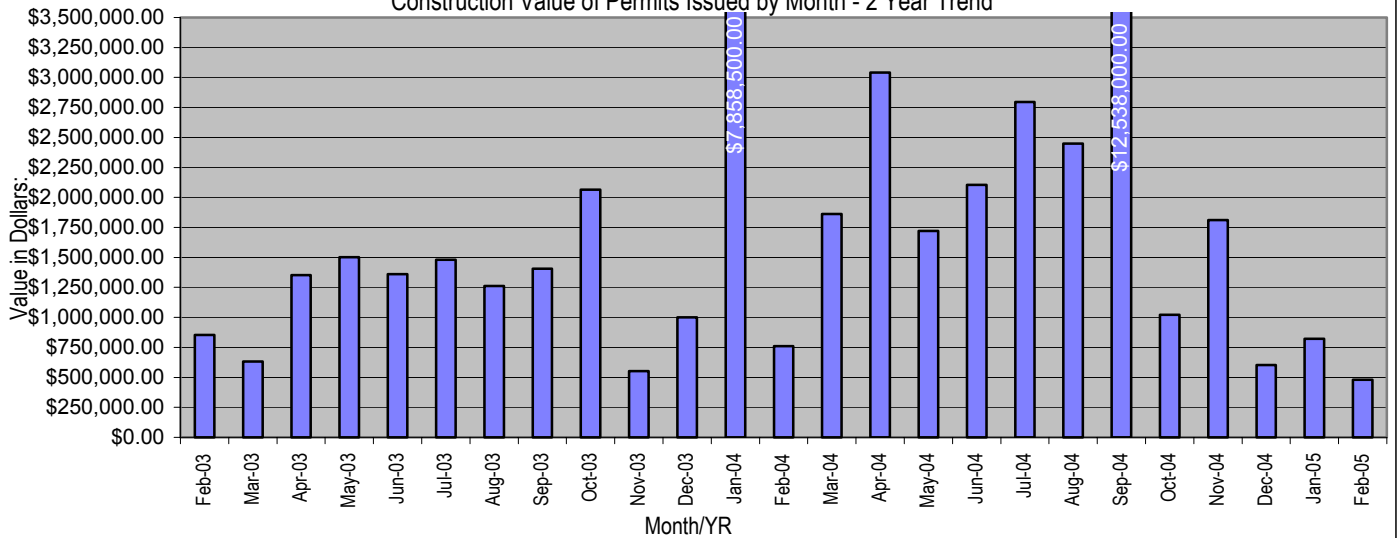
**33** Applied  
0 Revised  
**34** Issued  
7 Cancelled/Expired  
0 Denied  
4 COs Issued

#### Building Codes Activity

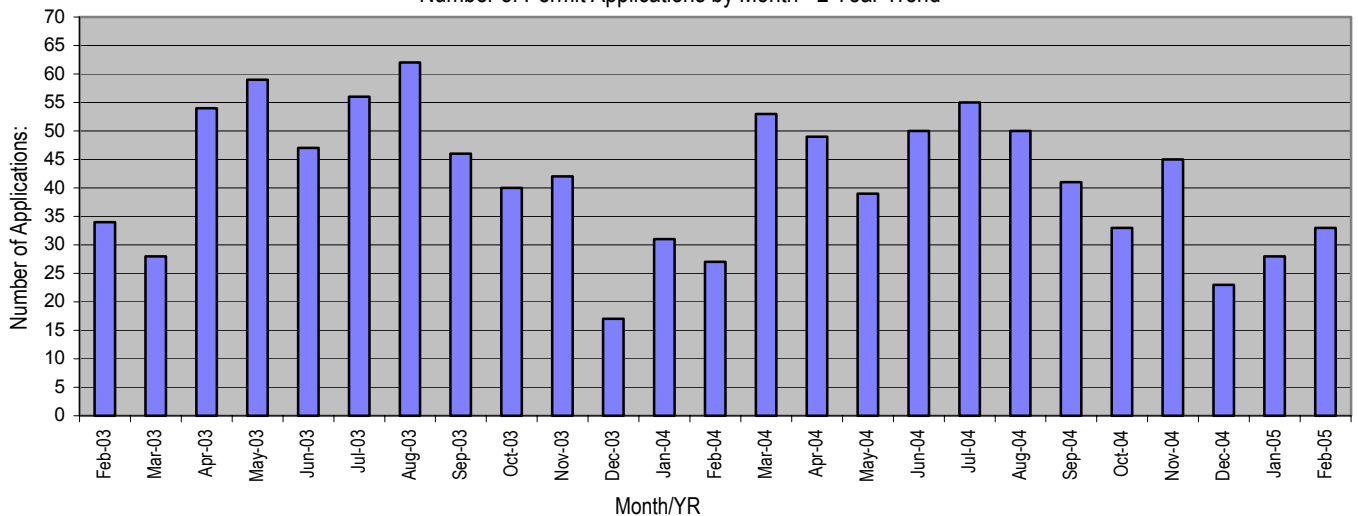
**10** Plans Received  
**10** Plans Approved  
5 In-house Inspections  
0 Contracted Inspections

### HISTORICAL PERFORMANCE

Construction Value of Permits Issued by Month - 2 Year Trend



Number of Permit Applications by Month - 2 Year Trend





# DIVISION OF LAND DEVELOPMENT SERVICES

## Monthly Report – April 2005

### REPORT SUMMARY

#### Subdivision Plats Approved

**0** Major  
**2** Minor  
**3** Total # of lots created

#### Construction Value – Issued

**\$ 1,048,700.00** Total

#### Fees Invoiced

**\$ 3,880.00** Land Use  
**\$ 3,757.87** Building Codes  
**\$ 2,900.00** SCD  
**\$ 10,537.87** Total

#### Board of Zoning Appeals Cases

**1** Applied  
**0** Denied  
**1** Approved  
**0** Canceled

#### Floodplain Management

**1** Plans Received  
**0** Plans Approved

#### Major Site Plans

**3** Plans Received  
**0** Plans Approved

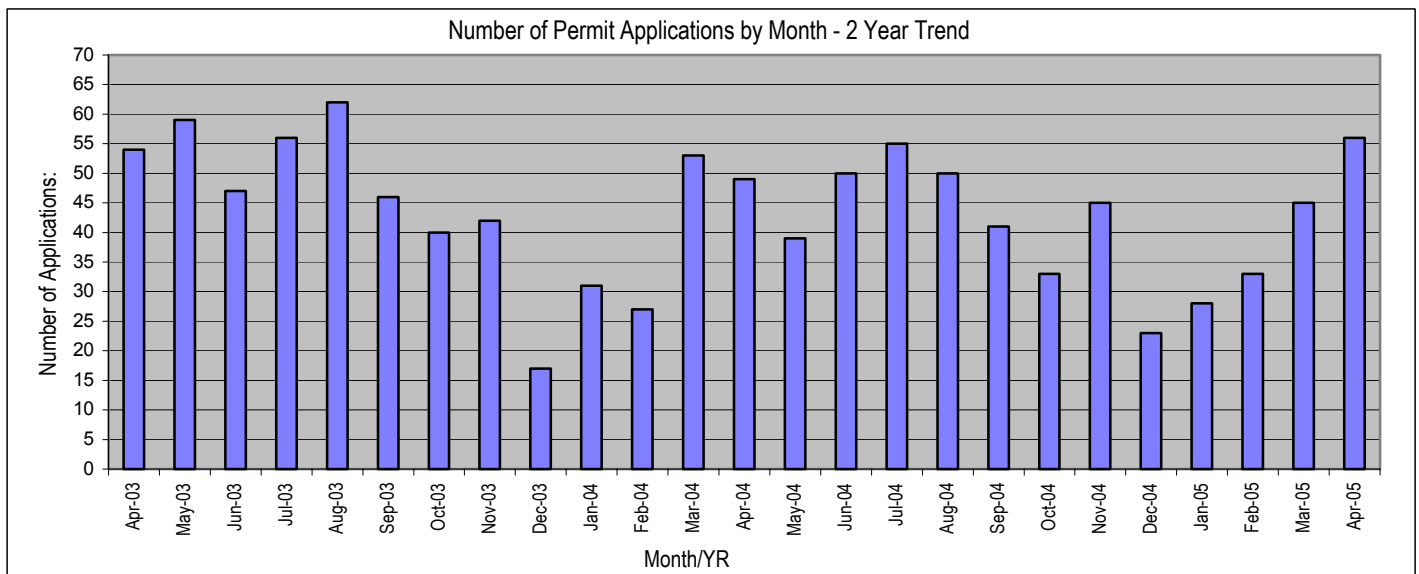
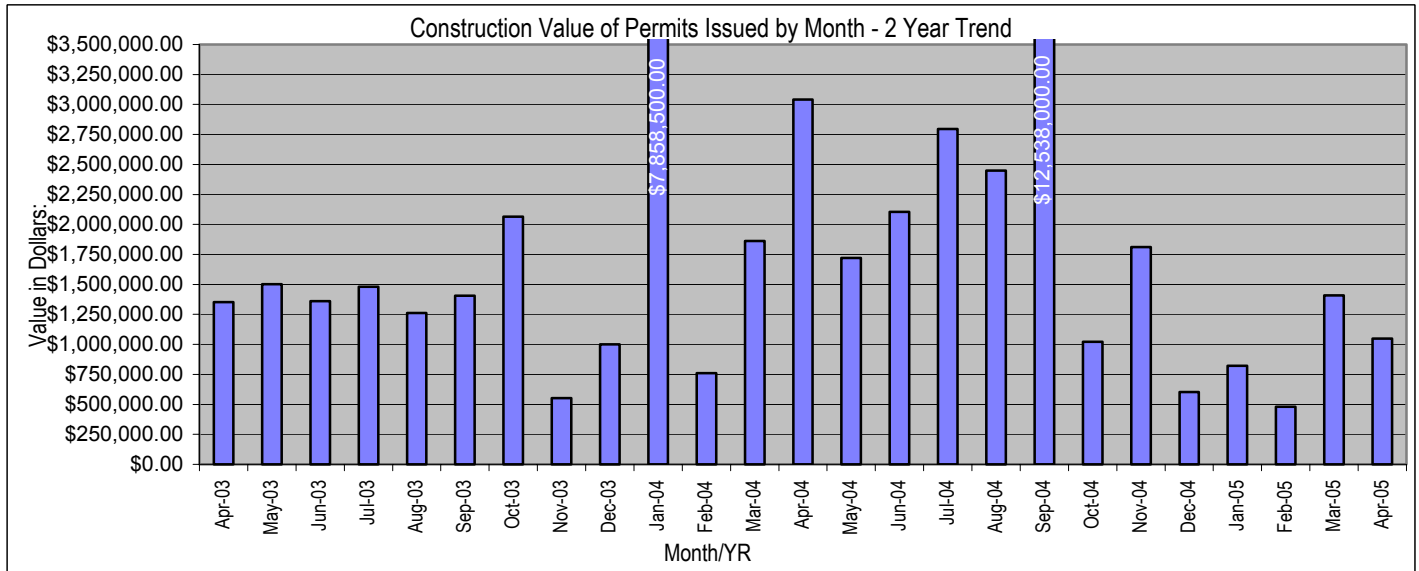
#### Land Use/Building Permits

**56** Applied  
**0** Revised  
**50** Issued  
**4** Cancelled/Expired  
**0** Denied  
**10** COs Issued

#### Building Codes Activity

**22** Plans Received  
**12** Plans Approved  
**26** In-house Inspections  
**0** Contracted Inspections

### HISTORICAL PERFORMANCE





# DIVISION OF LAND DEVELOPMENT SERVICES

## Monthly Report – May 2005

### REPORT SUMMARY

#### Subdivision Plats Approved

**0** Major  
**6** Minor  
**9** Total # of lots created

#### Construction Value – Issued

**\$ 1,645,600.00** Total

#### Fees Invoiced

**\$ 2,955.00** Land Use  
**\$ 3,161.58** Building Codes  
**\$ 6,570.50** SCD  
**\$ 12,687.08** Total

#### Board of Zoning Appeals Cases

**0** Applied  
**1** Denied  
**0** Approved  
**0** Canceled

#### Floodplain Management

**1** Plans Received  
**0** Plans Approved

#### Major Site Plans

**2** Plans Received  
**0** Plans Approved

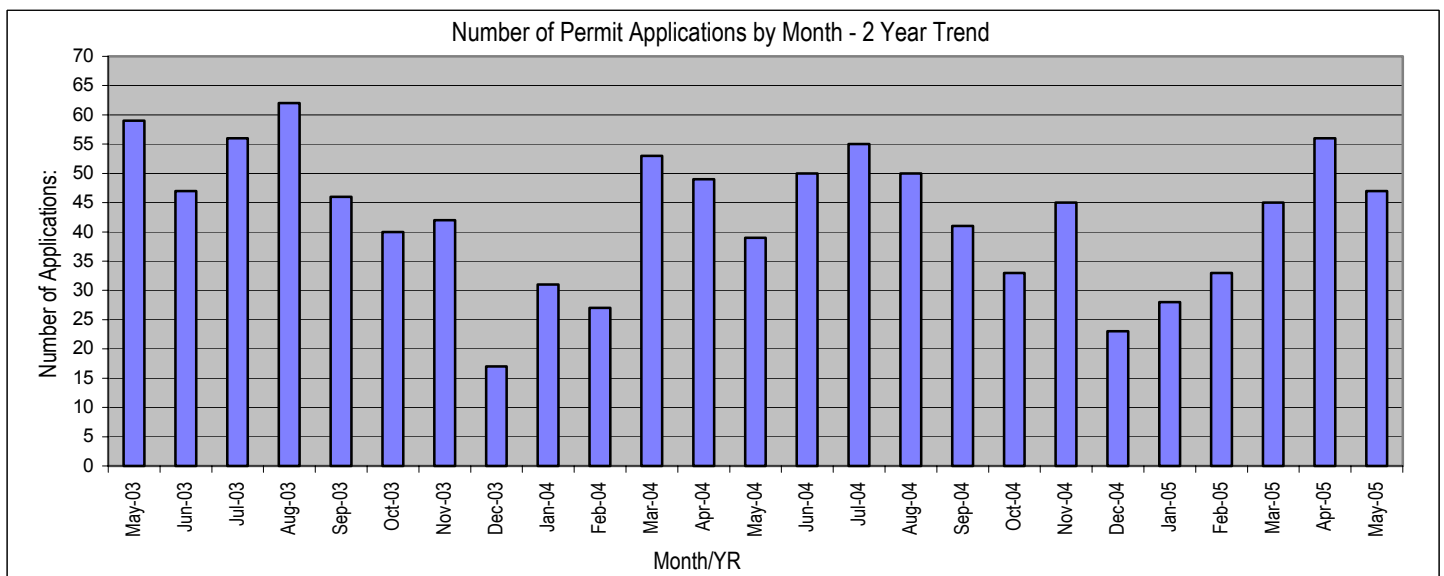
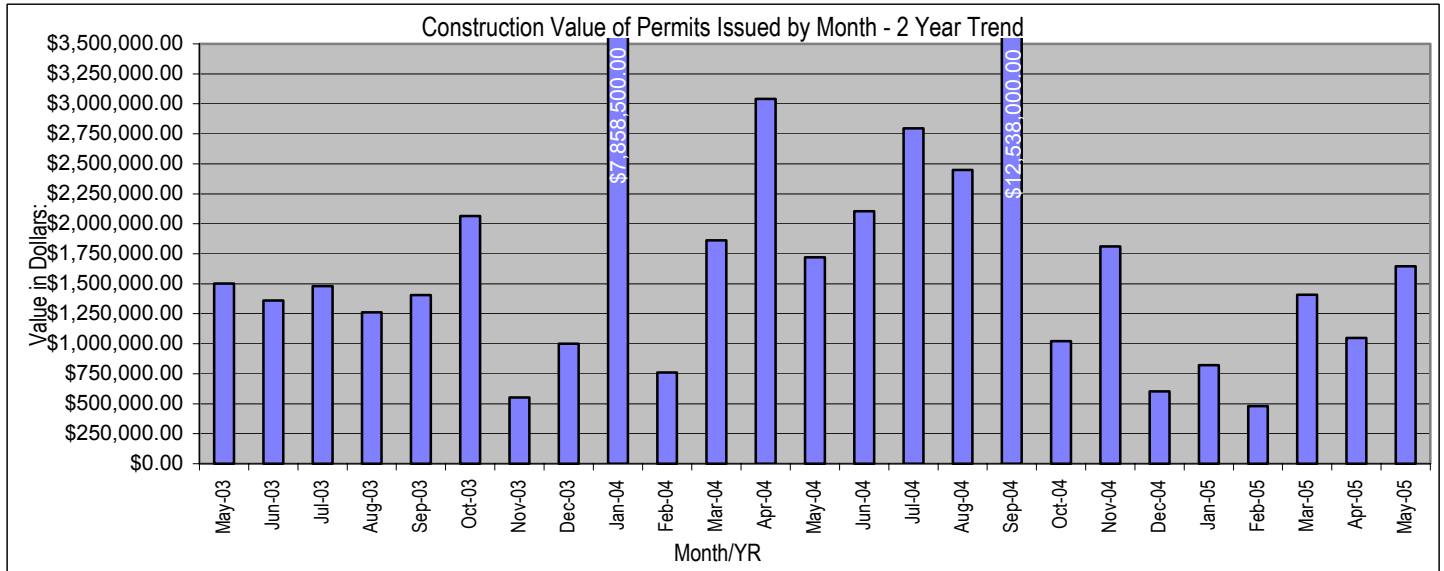
#### Land Use/Building Permits

**47** Applied  
**0** Revised  
**48** Issued  
**2** Cancelled/Expired  
**3** Denied  
**4** COs Issued

#### Building Codes Activity

**23** Plans Received  
**24** Plans Approved  
**17** In-house Inspections  
**0** Contracted Inspections

### HISTORICAL PERFORMANCE





# DIVISION OF LAND DEVELOPMENT SERVICES

## Monthly Report – June 2005

### REPORT SUMMARY

#### Subdivision Plats Approved

**0** Major  
**2** Minor  
**3** Total # of lots created

#### Construction Value – Issued

**\$ 1,620,900.00** Total

#### Fees Invoiced

**\$ 3,800.00** Land Use  
**\$ 4,856.92** Building Codes  
**\$ 3,625.00** SCD  
**\$ 12,281.92** Total

#### Board of Zoning Appeals Cases

**1** Applied  
**0** Denied  
**0** Approved  
**0** Canceled

#### Floodplain Management

**0** Plans Received  
**1** Plans Approved

#### Major Site Plans

**1** Plans Received  
**1** Plans Approved

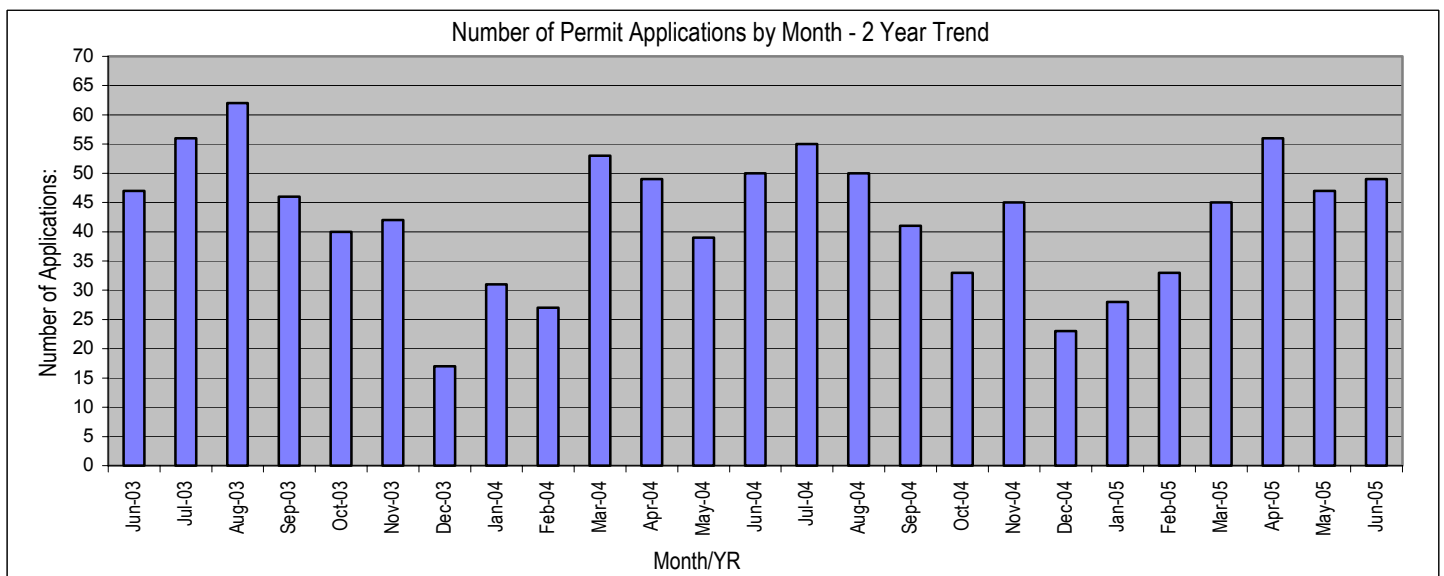
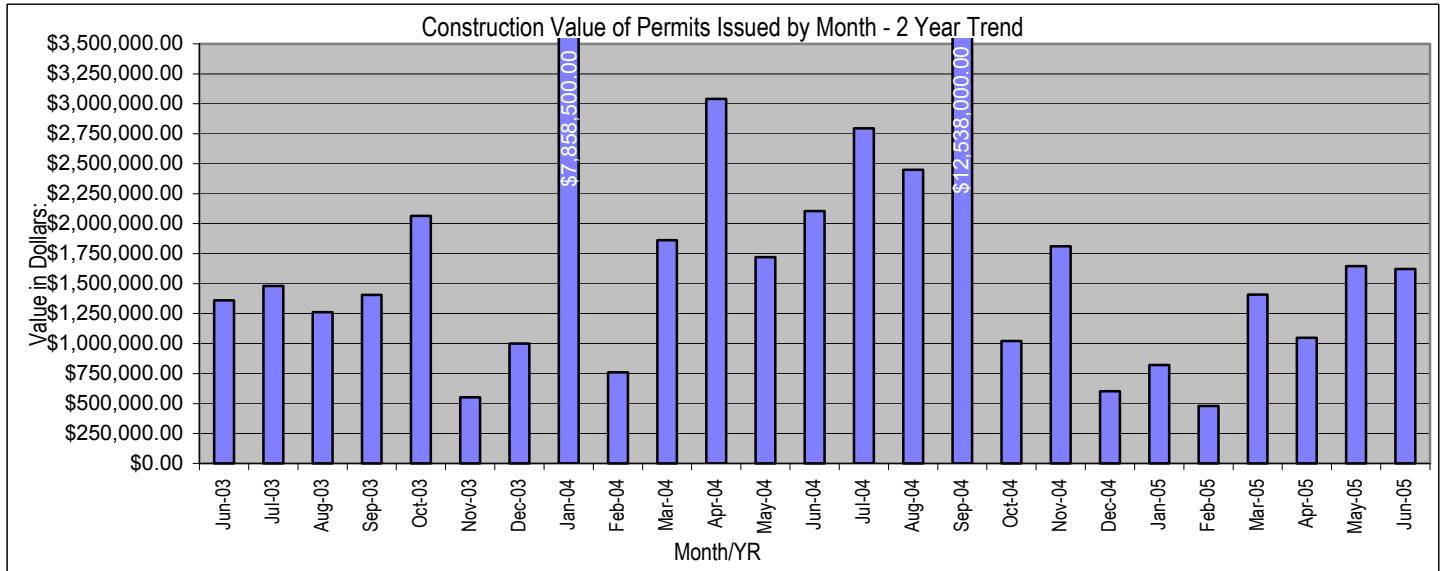
#### Land Use/Building Permits

**49** Applied  
**0** Revised  
**43** Issued  
**0** Cancelled/Expired  
**0** Denied  
**9** COs Issued

#### Building Codes Activity

**21** Plans Received  
**17** Plans Approved  
**21** In-house Inspections  
**0** Contracted Inspections

### HISTORICAL PERFORMANCE





# DIVISION OF LAND DEVELOPMENT SERVICES

## Monthly Report – July 2005

### REPORT SUMMARY

#### Subdivision Plats Approved

**0** Major  
**4** Minor  
**10** Total # of lots created

#### Construction Value – Issued

**\$ 1,662,840.00** Total

#### Fees Invoiced

**\$ 1,910.00** Land Use  
**\$ 1,650.69** Building Codes  
**\$ 2,106.63** SCD  
**\$ 5,667.32** Total

#### Board of Zoning Appeals Cases

**0** Applied  
**0** Denied  
**0** Approved  
**0** Canceled

#### Floodplain Management

**0** Plans Received  
**0** Plans Approved

#### Major Site Plans

**4** Plans Received  
**2** Plans Approved

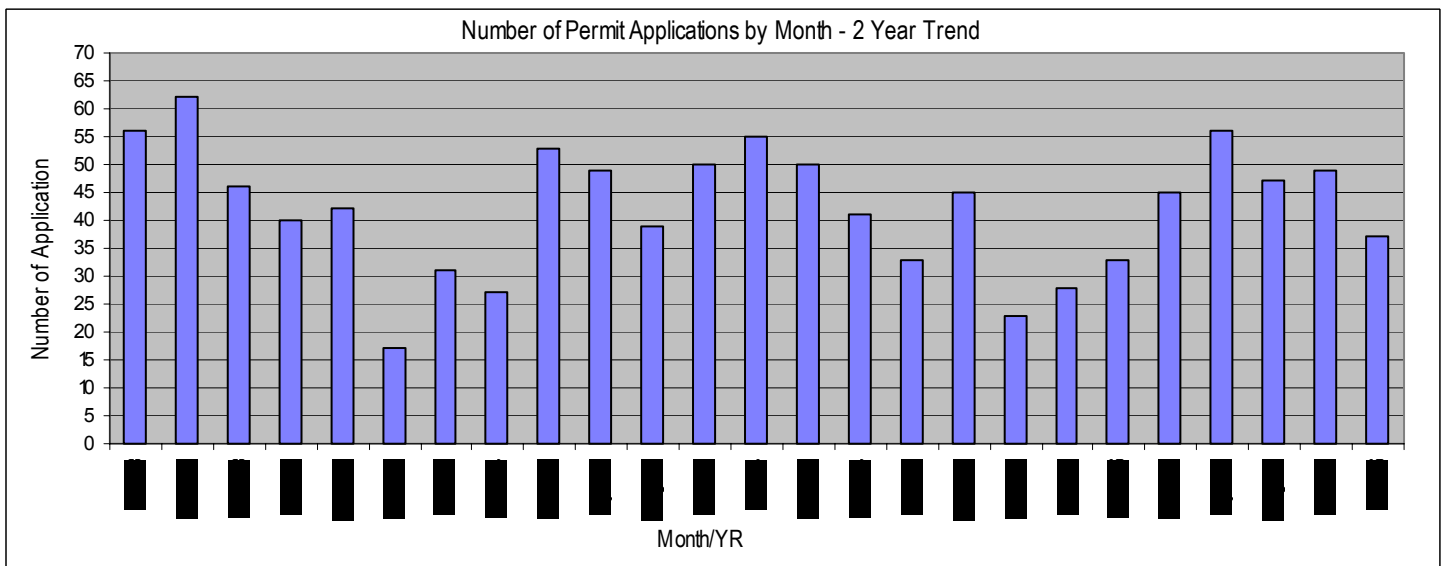
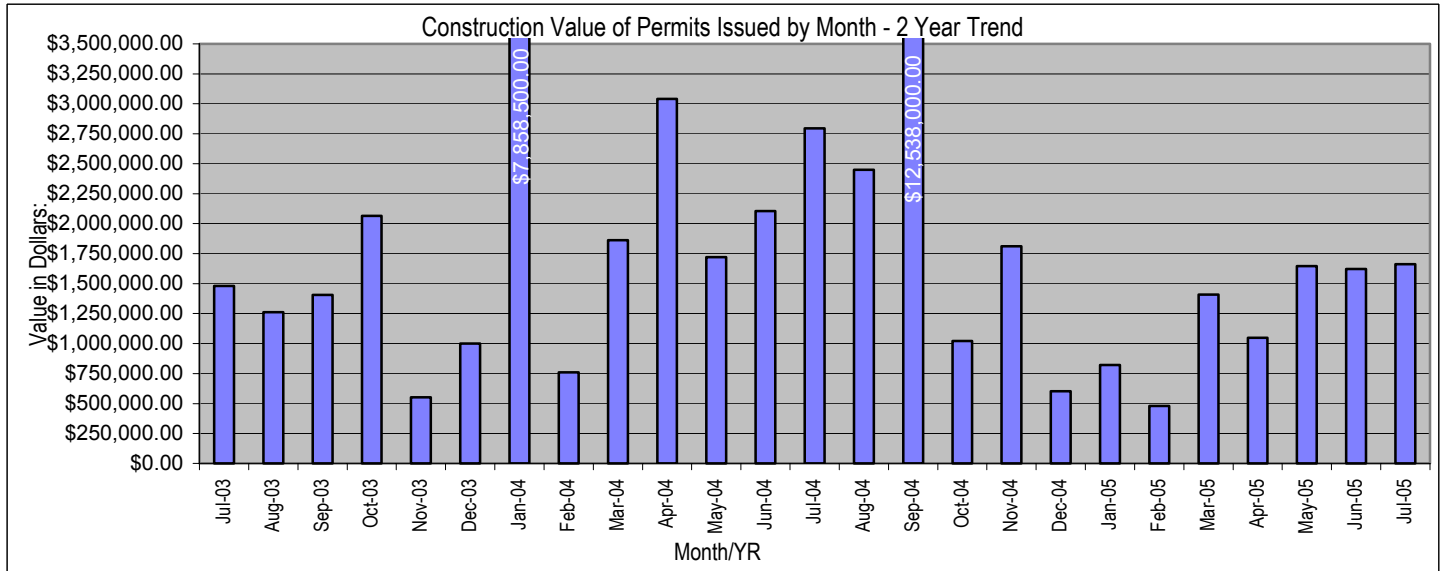
#### Land Use/Building Permits

**37** Applied  
**0** Revised  
**37** Issued  
**2** Cancelled/Expired  
**0** Denied  
**6** COs Issued

#### Building Codes Activity

**10** Plans Received  
**14** Plans Approved  
**15** In-house Inspections  
**0** Contracted Inspections

### HISTORICAL PERFORMANCE





# DIVISION OF LAND DEVELOPMENT SERVICES

## Monthly Report – August 2005

### REPORT SUMMARY

#### Subdivision Plats Approved

0 Major  
 1 Minor  
 2 Total # of lots created

#### Construction Value – Issued

**\$ 1,820,932.00** Total

#### Fees Invoiced

**\$ 3,125.00** Land Use  
**\$ 2,536.46** Building Codes  
**\$ 2,955.75** SCD  
**\$ 8,617.21** Total

#### Board of Zoning Appeals Cases

0 Applied  
 0 Denied  
 0 Approved  
 0 Canceled

#### Floodplain Management

0 Plans Received  
 0 Plans Approved

#### Major Site Plans

2 Plans Received  
 3 Plans Approved

#### Land Use/Building Permits

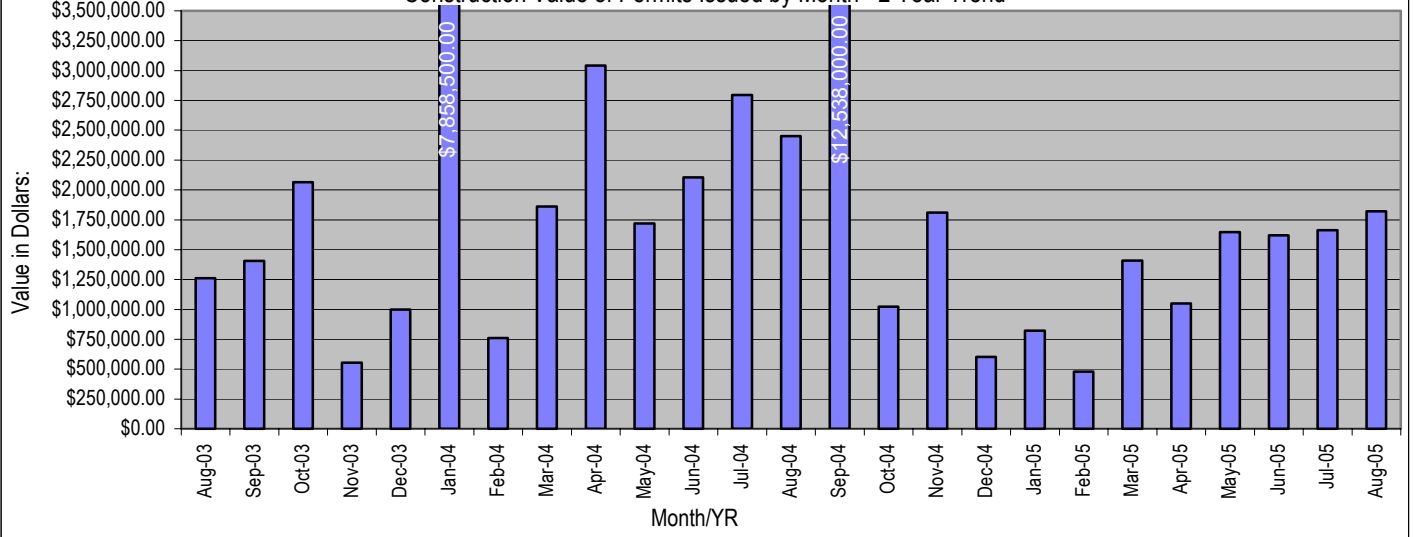
**47** Applied  
**0** Revised  
**40** Issued  
**4** Cancelled/Expired  
**0** Denied  
**6** COs Issued

#### Building Codes Activity

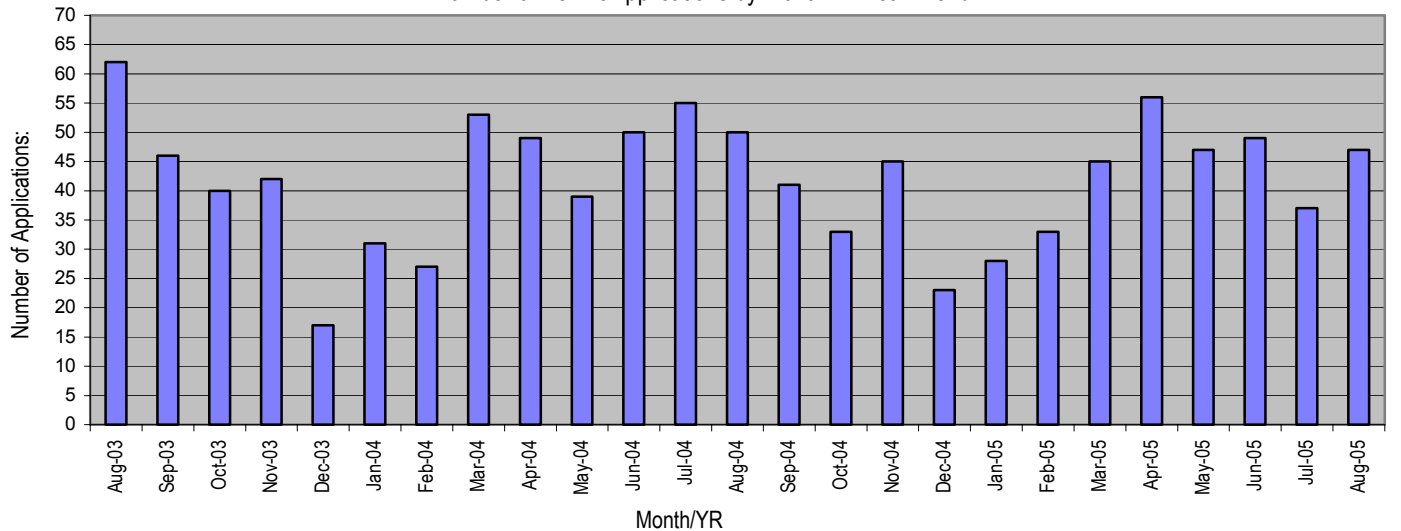
**14** Plans Received  
**9** Plans Approved  
**21** In-house Inspections  
**0** Contracted Inspections

### HISTORICAL PERFORMANCE

Construction Value of Permits Issued by Month - 2 Year Trend



Number of Permit Applications by Month - 2 Year Trend





# Division of Land Development Services

Monthly Report – September 2005

## REPORT SUMMARY

### Subdivision Plats Approved

0 Major  
4 Minor  
12 Total # of lots created

### Construction Value – Issued

**\$ 1,406,100.00** Total

### Fees Invoiced

**\$ 3,300.00** Land Use  
**\$ 2,954.30** Building Codes  
**\$ 3,569.00** SCD  
**\$ 9,823.30** Total

### Board of Zoning Appeals Cases

0 Applied  
0 Denied  
0 Approved  
0 Canceled

### Floodplain Management

0 Plans Received  
0 Plans Approved

### Major Site Plans

2 Plans Received  
0 Plans Approved

### Land Use/Building Permits

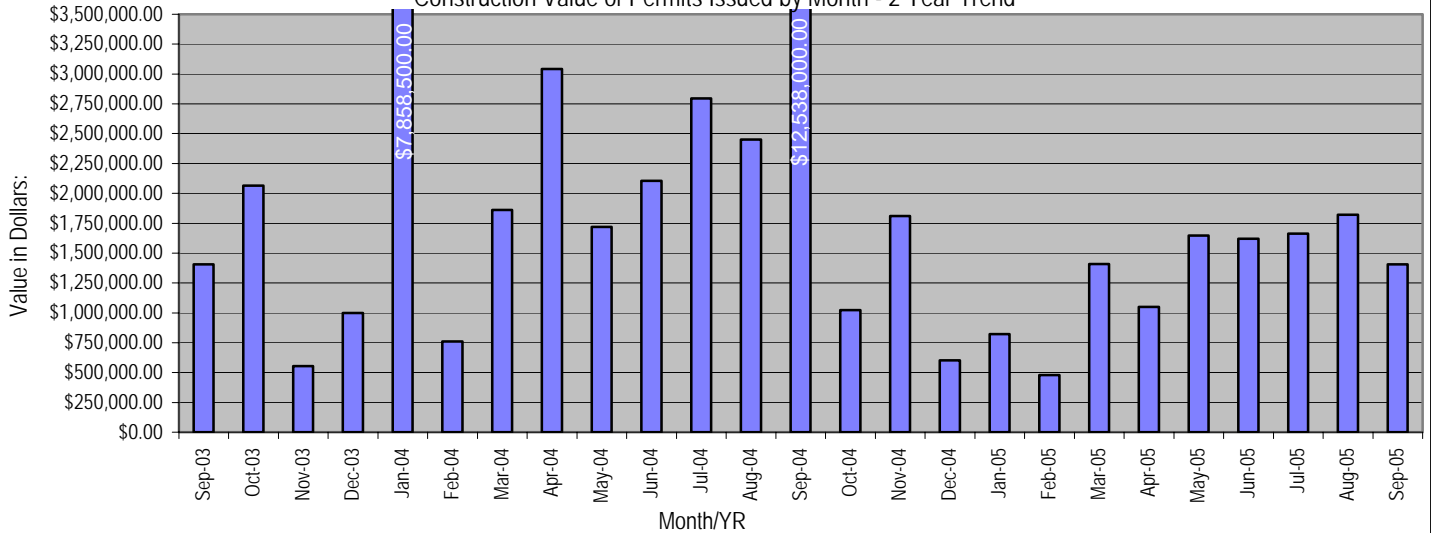
**44** Applied  
**0** Revised  
**36** Issued  
**3** Canceled/Expired  
**0** Denied  
**10** COs Issued

### Building Codes Activity

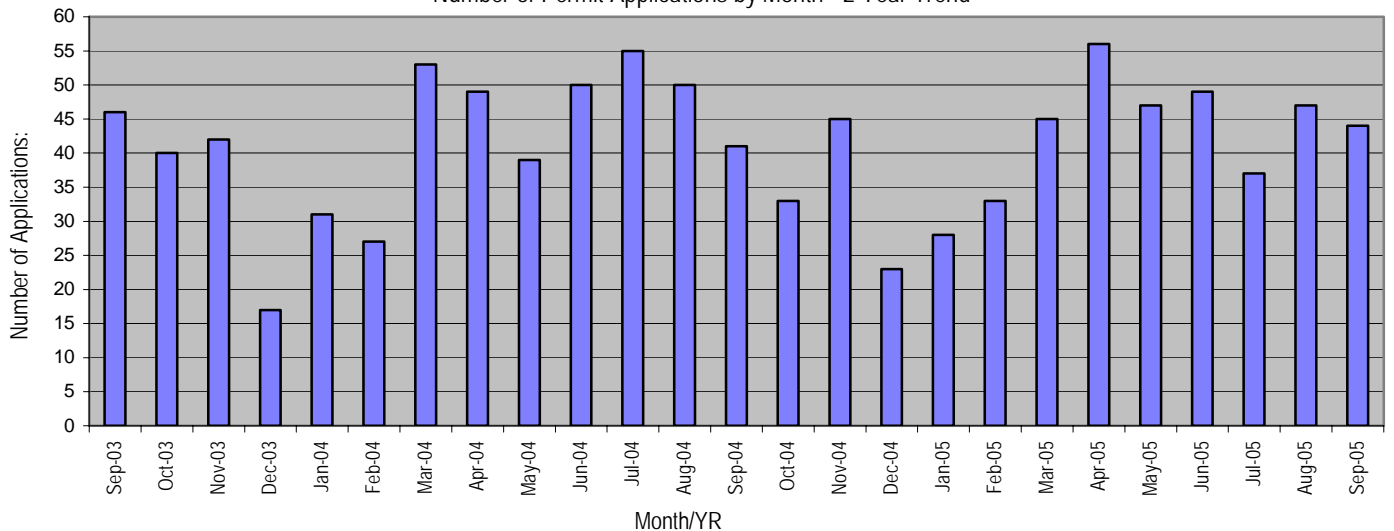
**14** Plans Received  
**15** Plans Approved  
**16** In-house Inspections  
**1** Contracted Inspections

## HISTORICAL PERFORMANCE

Construction Value of Permits Issued by Month - 2 Year Trend



Number of Permit Applications by Month - 2 Year Trend







# DIVISION OF LAND DEVELOPMENT SERVICES

## Monthly Report – October 2005

### REPORT SUMMARY

#### Subdivision Plats Approved

**0** Major  
**6** Minor  
**11** Total # of lots created

#### Construction Value – Issued

**\$ 1,478,621.00** Total

#### Fees Invoiced

**\$ 2,535.00** Land Use  
**\$ 1,281.73** Building Codes  
**\$ 2,757.88** SCD  
**\$ 6,574.61** Total

#### Board of Zoning Appeals Cases

**2** Applied  
**0** Denied  
**0** Approved  
**0** Canceled

#### Floodplain Management

**3** Plans Received  
**1** Plans Approved

#### Major Site Plans

**1** Plans Received  
**2** Plans Approved

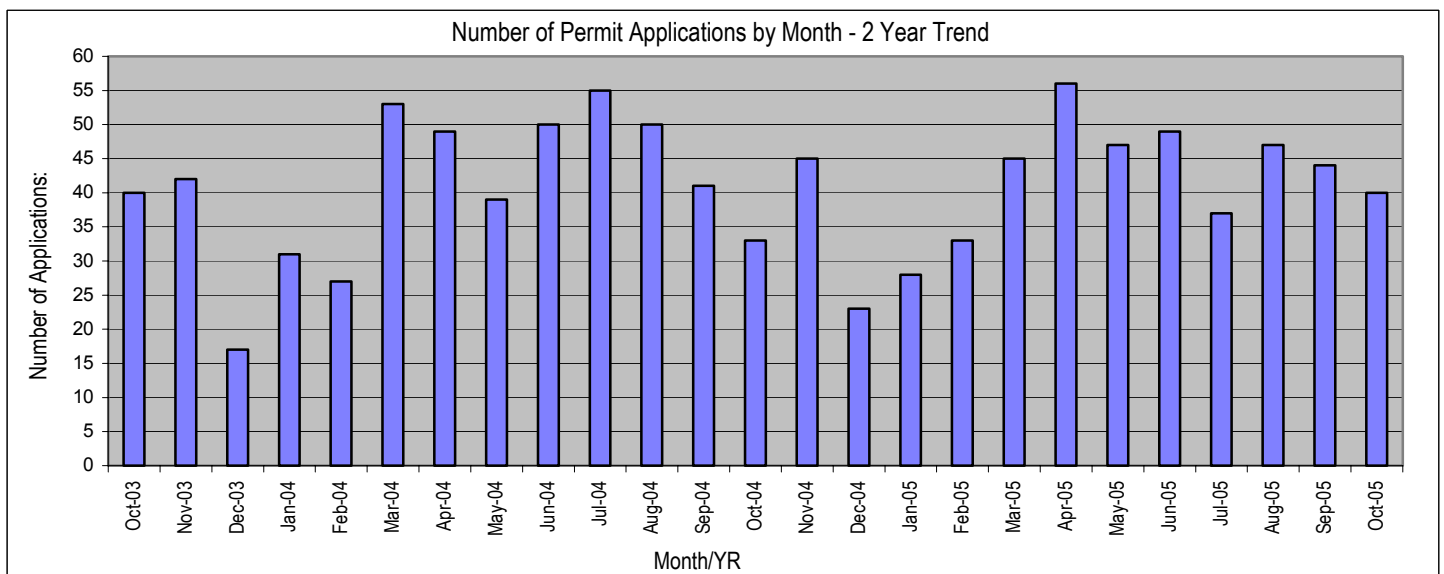
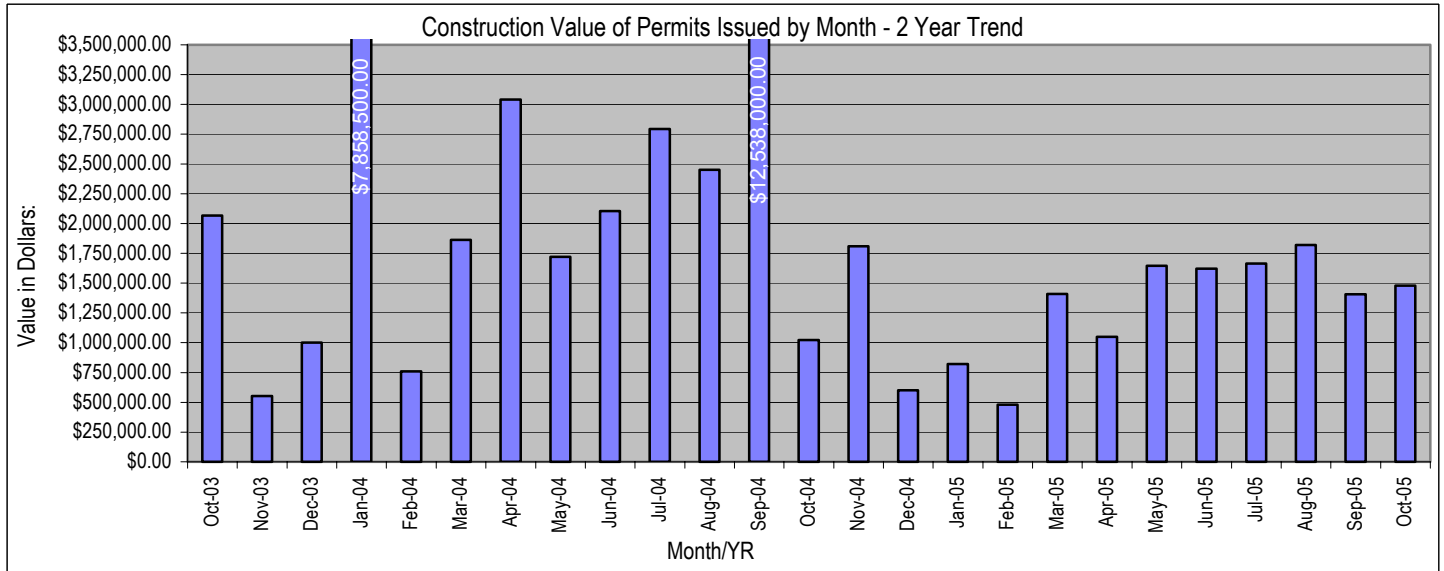
#### Land Use/Building Permits

**40** Applied  
**0** Revised  
**39** Issued  
**4** Cancelled/Expired  
**2** Denied  
**9** COs Issued

#### Building Codes Activity

**13** Plans Received  
**11** Plans Approved  
**18** In-house Inspections  
**0** Contracted Inspections

### HISTORICAL PERFORMANCE





# DIVISION OF LAND DEVELOPMENT SERVICES

## Monthly Report – November 2005

### REPORT SUMMARY

#### Subdivision Plats Approved

**0** Major  
**9** Minor  
**59** Total # of lots created

#### Construction Value – Issued

**\$ 425,190.00** Total

#### Fees Invoiced

**\$ 1,440.00** Land Use  
**\$ 1,441.24** Building Codes  
**\$ 1,247.25** SCD  
**\$ 4,128.49** Total

#### Board of Zoning Appeals Cases

**1** Applied  
**0** Denied  
**2** Approved  
**0** Canceled

#### Floodplain Management

**2** Plans Received  
**0** Plans Approved

#### Major Site Plans

**0** Plans Received  
**1** Plans Approved

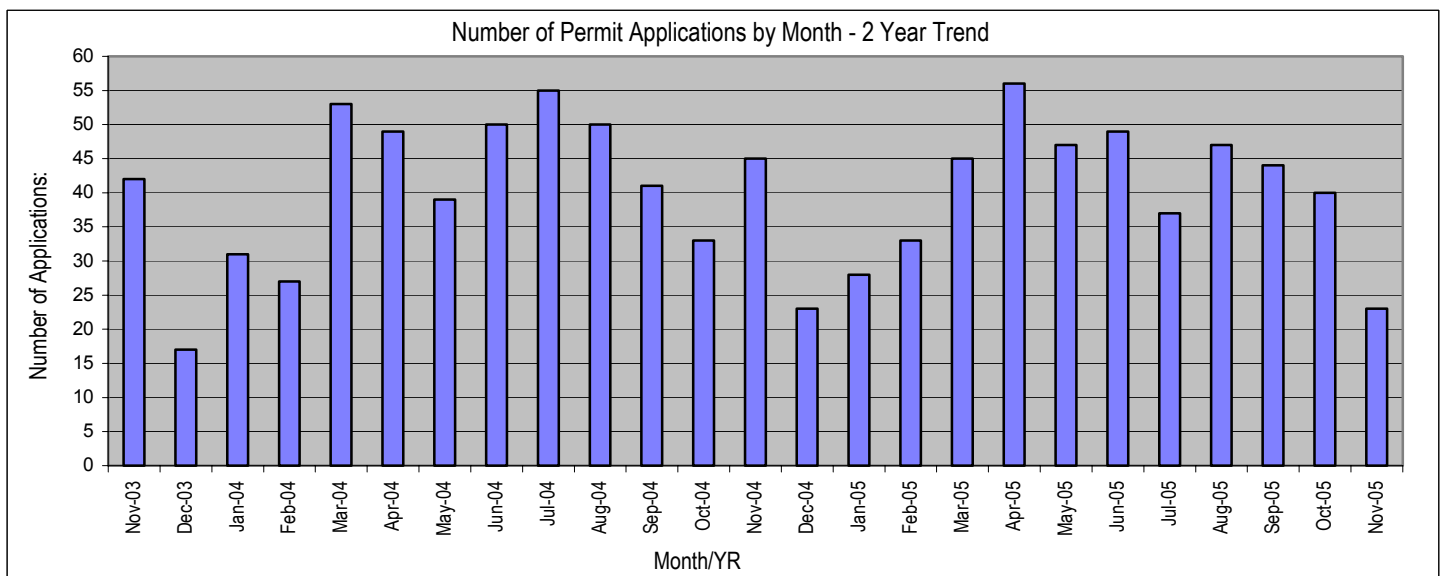
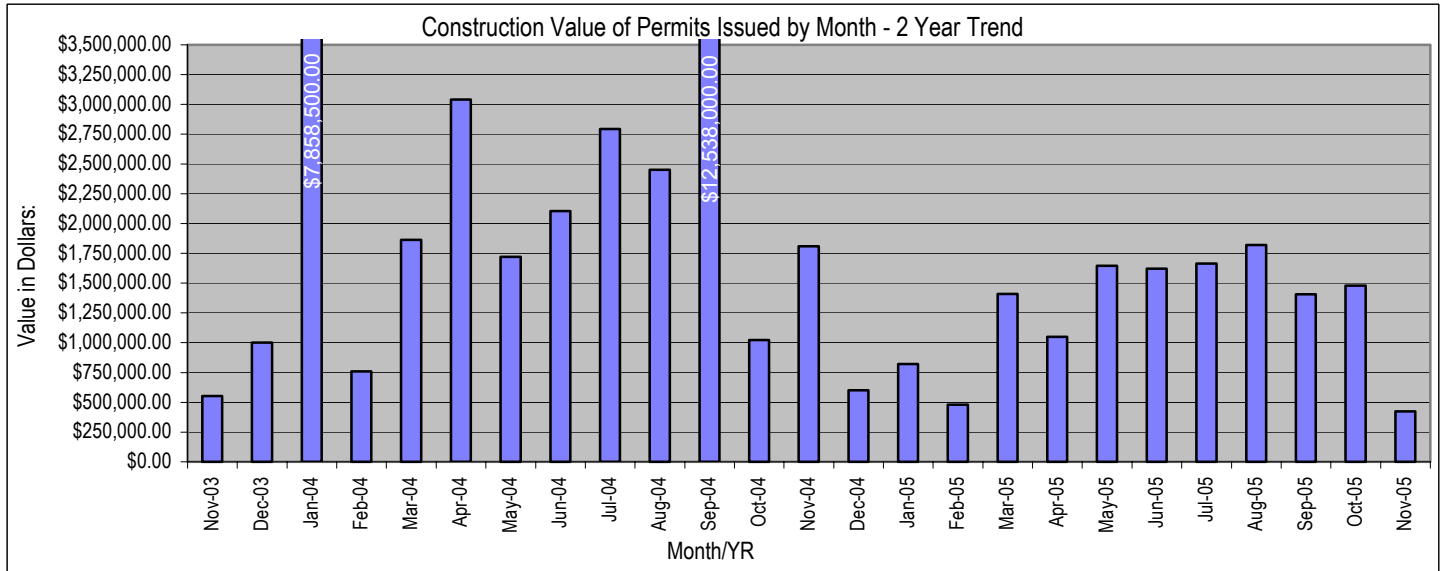
#### Land Use/Building Permits

**23** Applied  
**0** Revised  
**19** Issued  
**1** Cancelled/Expired  
**0** Denied  
**4** COs Issued

#### Building Codes Activity

**7** Plans Received  
**4** Plans Approved  
**16** In-house Inspections  
**0** Contracted Inspections

### HISTORICAL PERFORMANCE





# DIVISION OF LAND DEVELOPMENT SERVICES

## Monthly Report – December 2005

### REPORT SUMMARY

#### Subdivision Plats Approved

**0** Major  
**3** Minor  
**3** Total # of lots created

#### Construction Value – Issued

**\$ 377,200.00** Total

#### Fees Invoiced

**\$ 1,390.00** Land Use  
**\$ 1,617.56** Building Codes  
**\$ 1,131.63** SCD  
**\$ 4,139.19** Total

#### Board of Zoning Appeals Cases

**0** Applied  
**0** Denied  
**1** Approved  
**0** Canceled

#### Floodplain Management

**2** Plans Received  
**0** Plans Approved

#### Major Site Plans

**4** Plans Received  
**1** Plans Approved

#### Land Use/Building Permits

**13** Applied  
**0** Revised  
**11** Issued  
**0** Cancelled/Expired  
**0** Denied  
**6** COs Issued

#### Building Codes Activity

**3** Plans Received  
**4** Plans Approved  
**10** In-house Inspections  
**0** Contracted Inspections

### HISTORICAL PERFORMANCE

