



DIVISION OF LAND DEVELOPMENT SERVICES

Monthly Report – January 2004

REPORT SUMMARY

Subdivision Plats Approved

0 Major
3 Minor
5 Total # of lots created

Construction Value – Issued

\$ 7,858,500.00 Total

Fees Invoiced

\$ 2,040.00 Land Use
\$15,959.03 Building Codes
\$ 2,114.25 SCD
\$20,113.28 Total

Board of Zoning Appeals Cases

0 Applied
0 Denied
0 Approved
0 Canceled

Floodplain Management

0 Plans Received
0 Plans Approved

Major Site Plans

2 Plans Received
1 Plans Approved

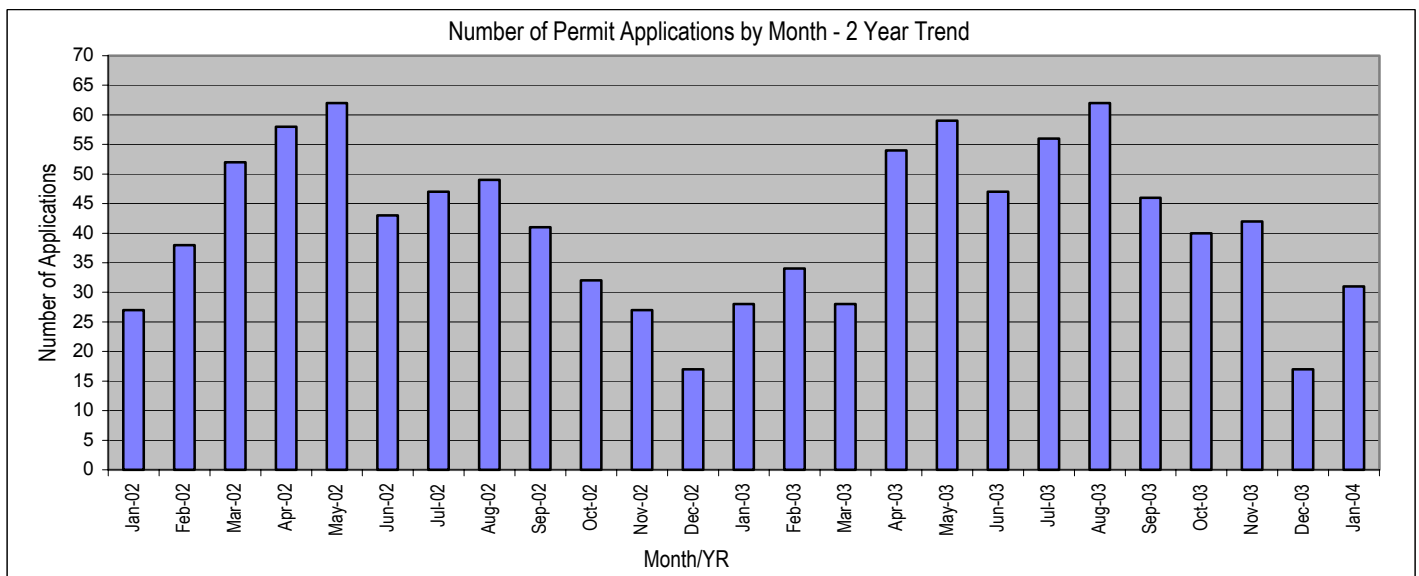
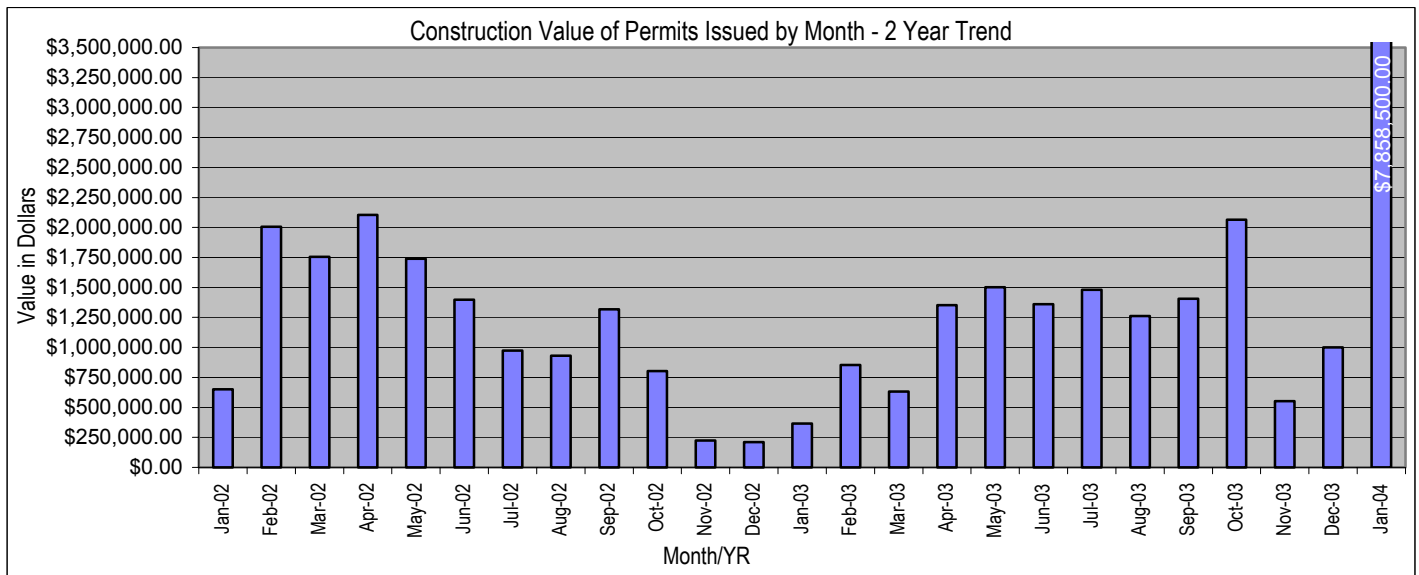
Land Use/Building Permits

31 Applied
0 Revised
17 Issued
8 Cancelled/Expired
0 Denied
25 COs Issued

Building Codes Activity

19 Plans Received
11 Plans Approved
23 In-house Inspections
0 Contracted Inspections

HISTORICAL PERFORMANCE





DIVISION OF LAND DEVELOPMENT SERVICES

Monthly Report – February 2004

REPORT SUMMARY

Subdivision Plats Approved

0 Major
4 Minor
4 Total # of lots created

Construction Value – Issued

\$ 760,400.00 Total

Fees Invoiced

\$ 2,105.00 Land Use
\$ 2,752.63 Building Codes
\$ 2,415.50 SCD
\$ 7,273.13 Total

Board of Zoning Appeals Cases

0 Applied
0 Denied
0 Approved
0 Canceled

Floodplain Management

0 Plans Received
0 Plans Approved

Major Site Plans

2 Plans Received
2 Plans Approved

Land Use/Building Permits

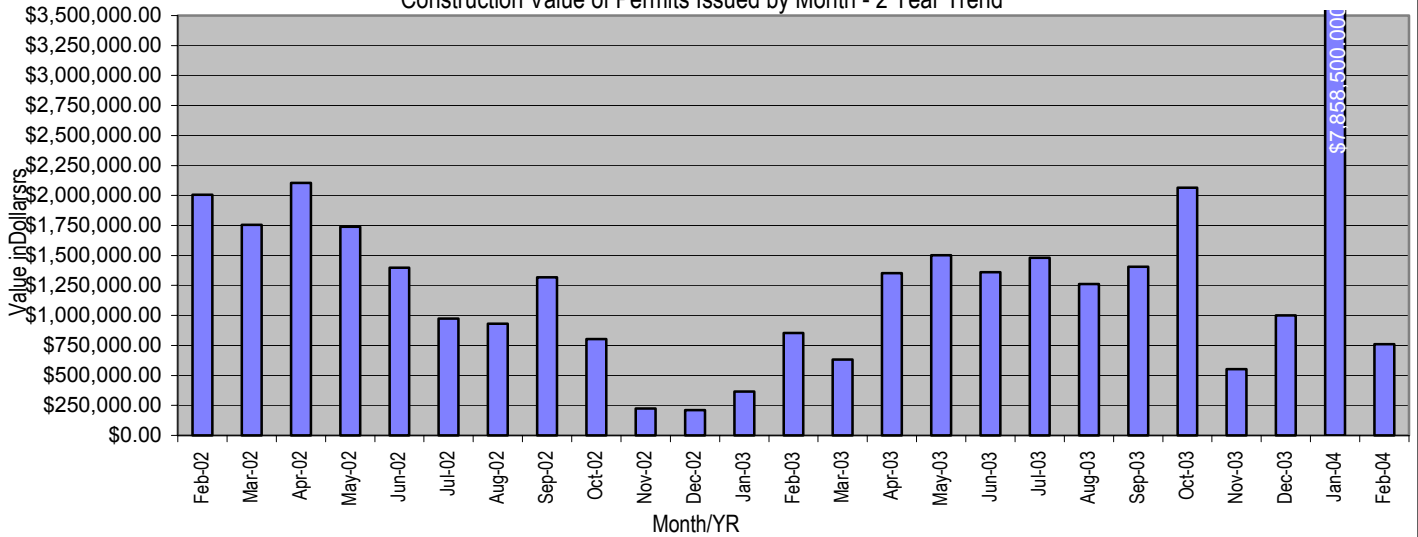
27 Applied
0 Revised
24 Issued
0 Cancelled/Expired
0 Denied
24 COs Issued

Building Codes Activity

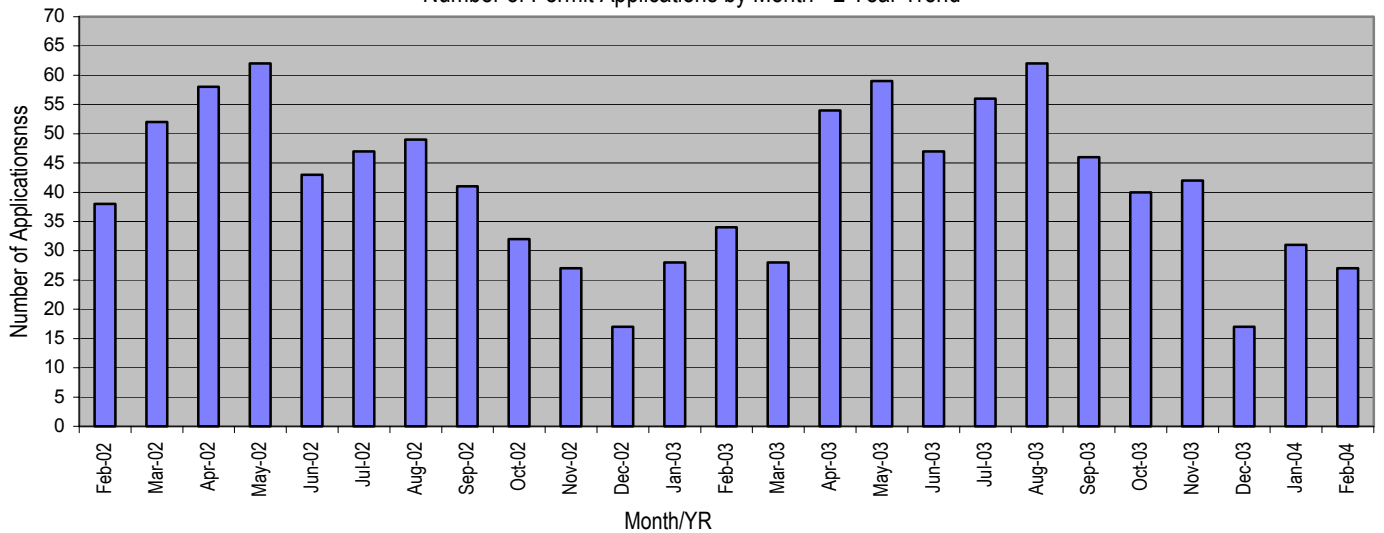
12 Plans Received
10 Plans Approved
32 In-house Inspections
0 Contracted Inspections

HISTORICAL PERFORMANCE

Construction Value of Permits Issued by Month - 2 Year Trend



Number of Permit Applications by Month - 2 Year Trend





DIVISION OF LAND DEVELOPMENT SERVICES

Monthly Report – March 2004

REPORT SUMMARY

Subdivision Plats Approved

0 Major
2 Minor
3 Total # of lots created

Construction Value – Issued

\$ 1,861,750.00 Total

Fees Invoiced

\$ 3,695.00 Land Use
\$ 4,253.08 Building Codes
\$ 4,644.25 SCD
\$12,592.33 Total

Board of Zoning Appeals Cases

0 Applied
0 Denied
0 Approved
0 Canceled

Floodplain Management

1 Plans Received
1 Plans Approved

Major Site Plans

3 Plans Received
3 Plans Approved

Land Use/Building Permits

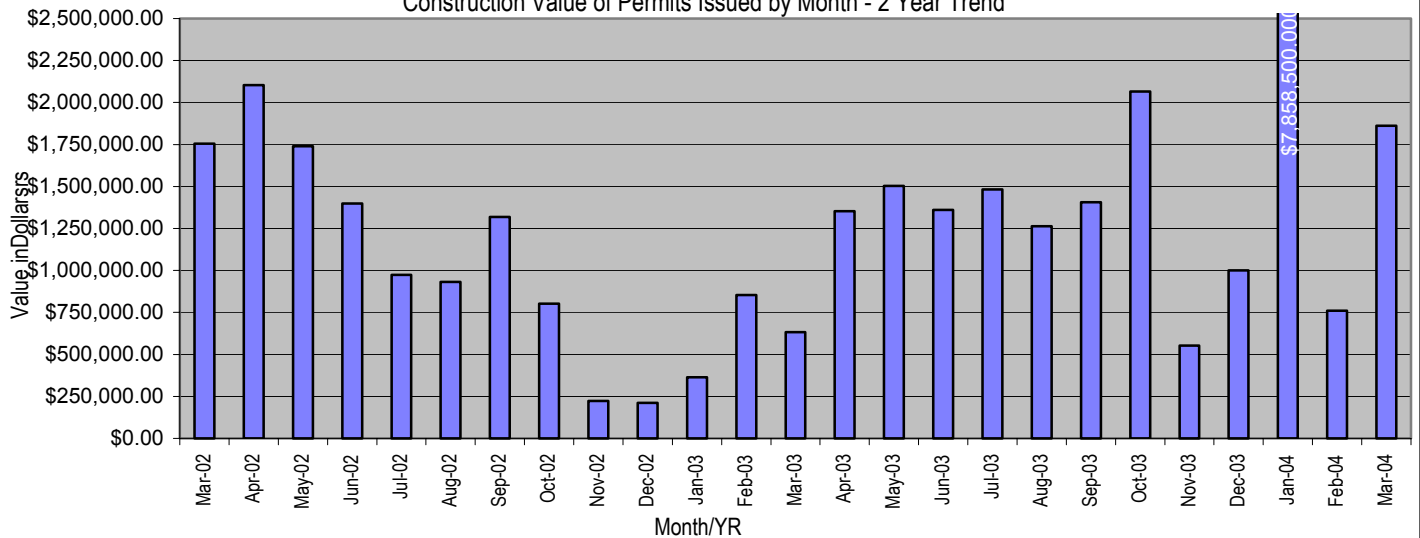
53 Applied
0 Revised
48 Issued
3 Cancelled/Expired
0 Denied
24 COs Issued

Building Codes Activity

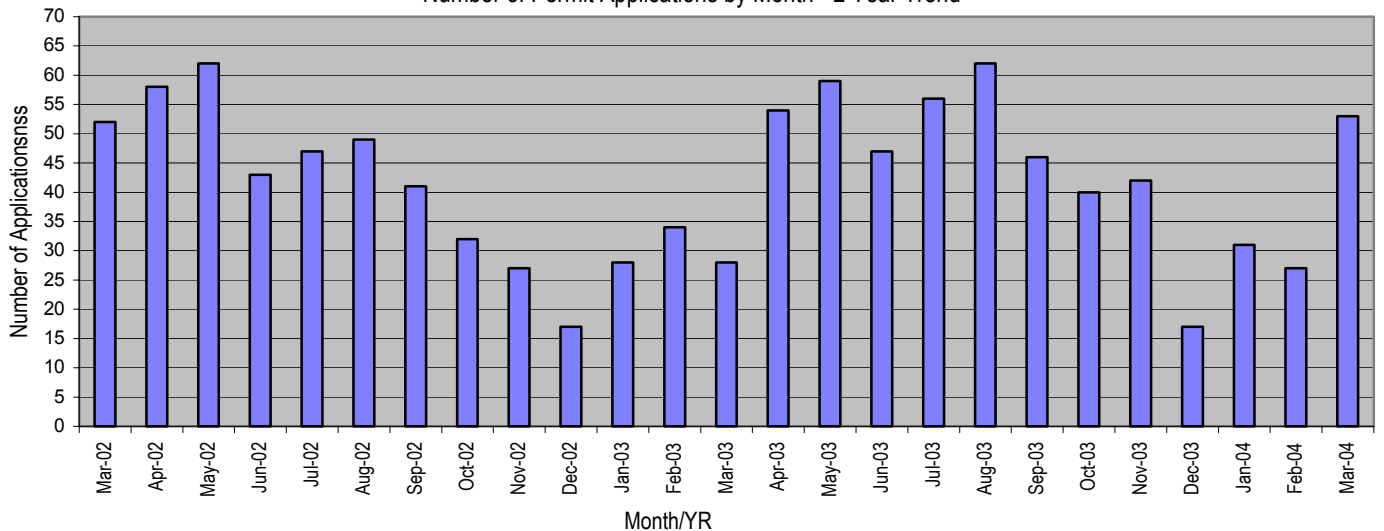
22 Plans Received
21 Plans Approved
20 In-house Inspections
1 Contracted Inspections

HISTORICAL PERFORMANCE

Construction Value of Permits Issued by Month - 2 Year Trend



Number of Permit Applications by Month - 2 Year Trend





DIVISION OF LAND DEVELOPMENT SERVICES

Monthly Report – April 2004

REPORT SUMMARY

Subdivision Plats Approved

0 Major
4 Minor
8 Total # of lots created

Construction Value – Issued

\$ 3,042,300 Total

Fees Invoiced

\$ 3,605.00 Land Use
\$ 3,616.93 Building Codes
\$ 3,229.00 SCD
\$10,450.93 Total

Board of Zoning Appeals Cases

1 Applied
0 Denied
0 Approved
0 Canceled

Floodplain Management

0 Plans Received
0 Plans Approved

Major Site Plans

0 Plans Received
2 Plans Approved

Land Use/Building Permits

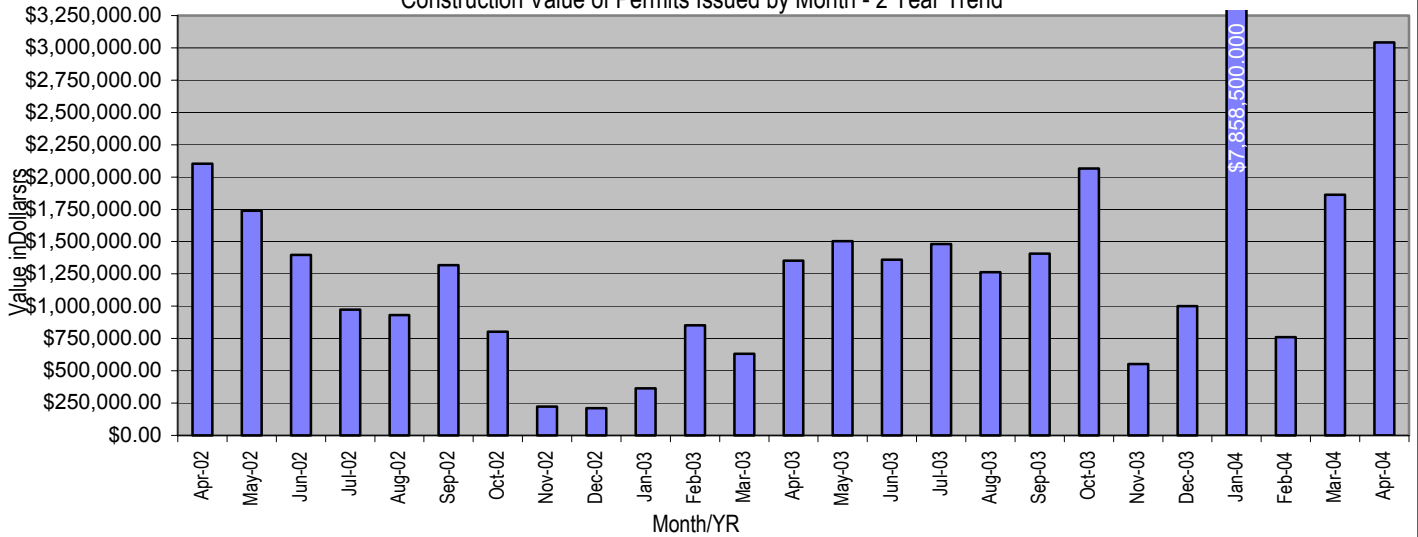
49 Applied
0 Revised
43 Issued
1 Cancelled/Expired
0 Denied
17 COs Issued

Building Codes Activity

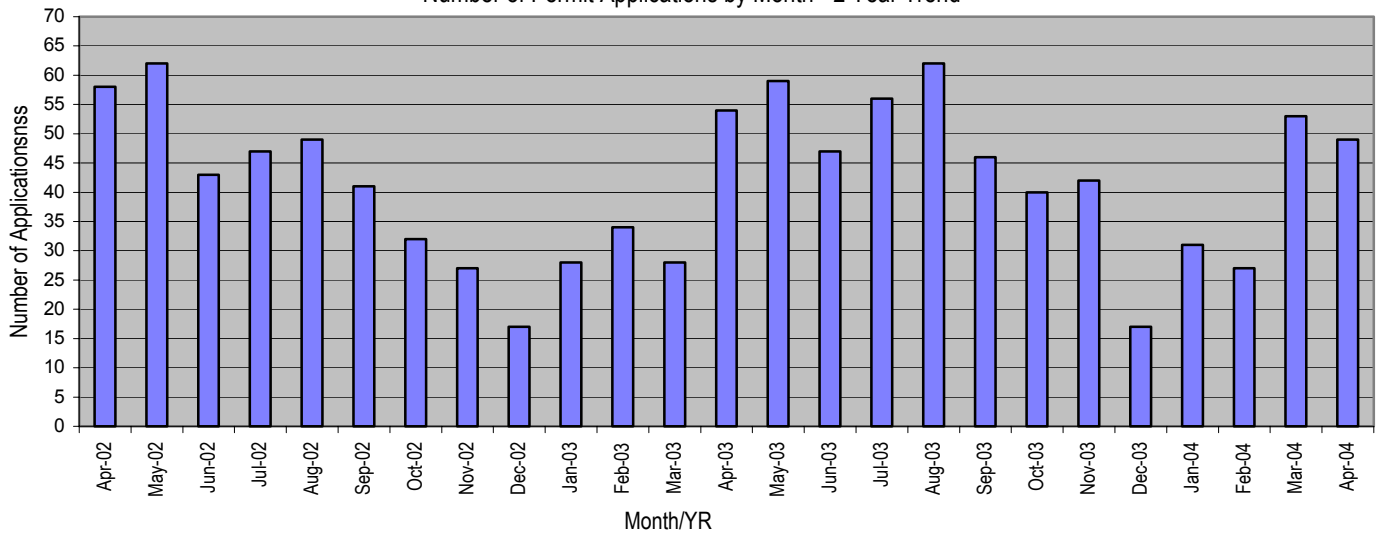
19 Plans Received
20 Plans Approved
26 In-house Inspections
1 Contracted Inspections

HISTORICAL PERFORMANCE

Construction Value of Permits Issued by Month - 2 Year Trend



Number of Permit Applications by Month - 2 Year Trend





DIVISION OF LAND DEVELOPMENT SERVICES

Monthly Report – May 2004

REPORT SUMMARY

Subdivision Plats Approved

0 Major
5 Minor
7 Total # of lots created

Construction Value – Issued

\$ 1,720,100.00 Total

Fees Invoiced

\$ 3,150.00 Land Use
\$ 3,597.84 Building Codes
\$ 2,907.75 SCD
\$ 9,655.59 Total

Board of Zoning Appeals Cases

0 Applied
0 Denied
0 Approved
0 Canceled

Floodplain Management

0 Plans Received
0 Plans Approved

Major Site Plans

1 Plans Received
1 Plans Approved

Land Use/Building Permits

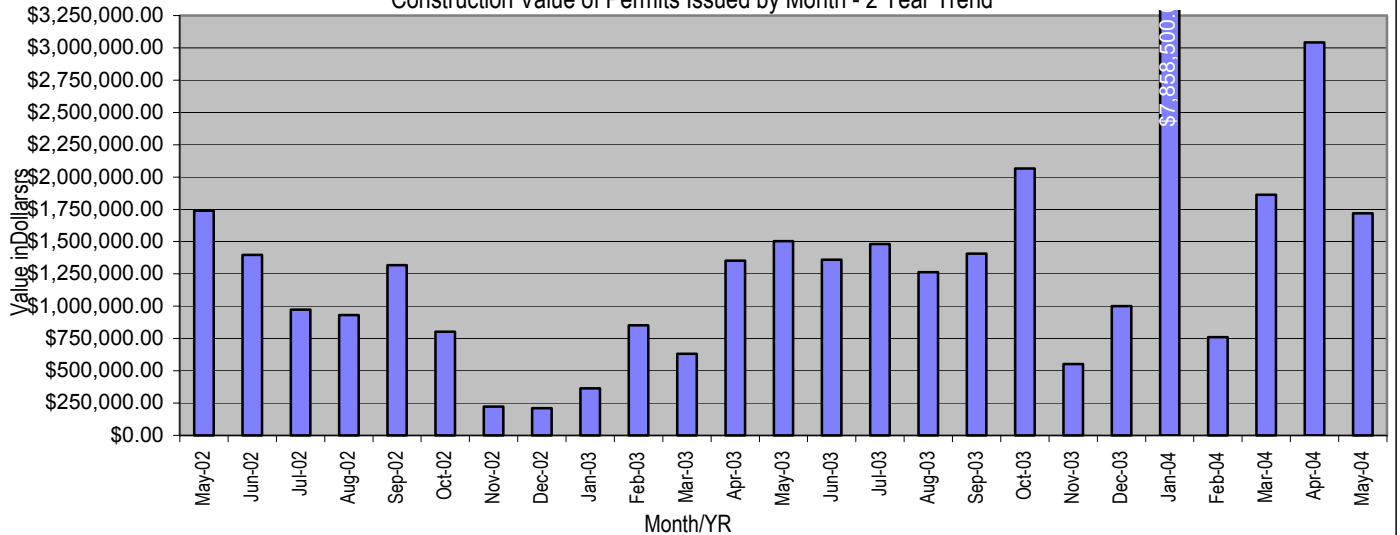
39 Applied
0 Revised
41 Issued
11 Cancelled/Expired
0 Denied
12 COs Issued

Building Codes Activity

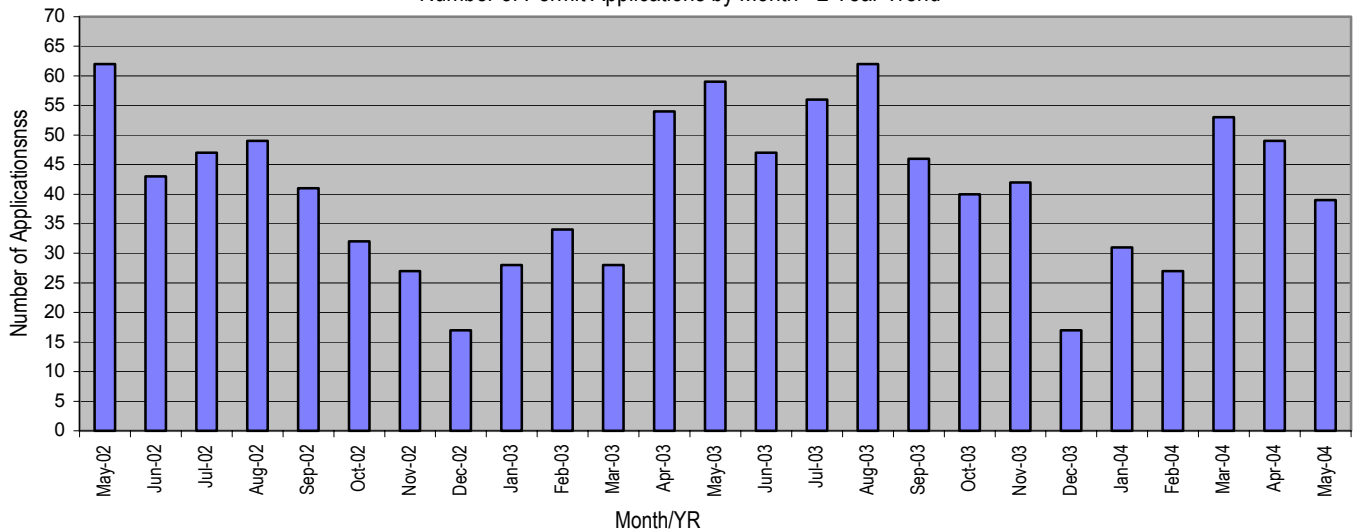
24 Plans Received
21 Plans Approved
13 In-house Inspections
4 Contracted Inspections

HISTORICAL PERFORMANCE

Construction Value of Permits Issued by Month - 2 Year Trend



Number of Permit Applications by Month - 2 Year Trend





DIVISION OF LAND DEVELOPMENT SERVICES

Monthly Report – June 2004

REPORT SUMMARY

Subdivision Plats Approved

0 Major
2 Minor
2 Total # of lots created

Construction Value – Issued

\$ 2,104,005.00 Total

Fees Invoiced

\$ 4,421.22 Land Use
\$ 4,189.24 Building Codes
\$ 4,524.50 SCD
\$ 13,134.96 Total

Board of Zoning Appeals Cases

0 Applied
0 Denied
1 Approved
0 Canceled

Floodplain Management

0 Plans Received
0 Plans Approved

Major Site Plans

1 Plans Received
4 Plans Approved

Land Use/Building Permits

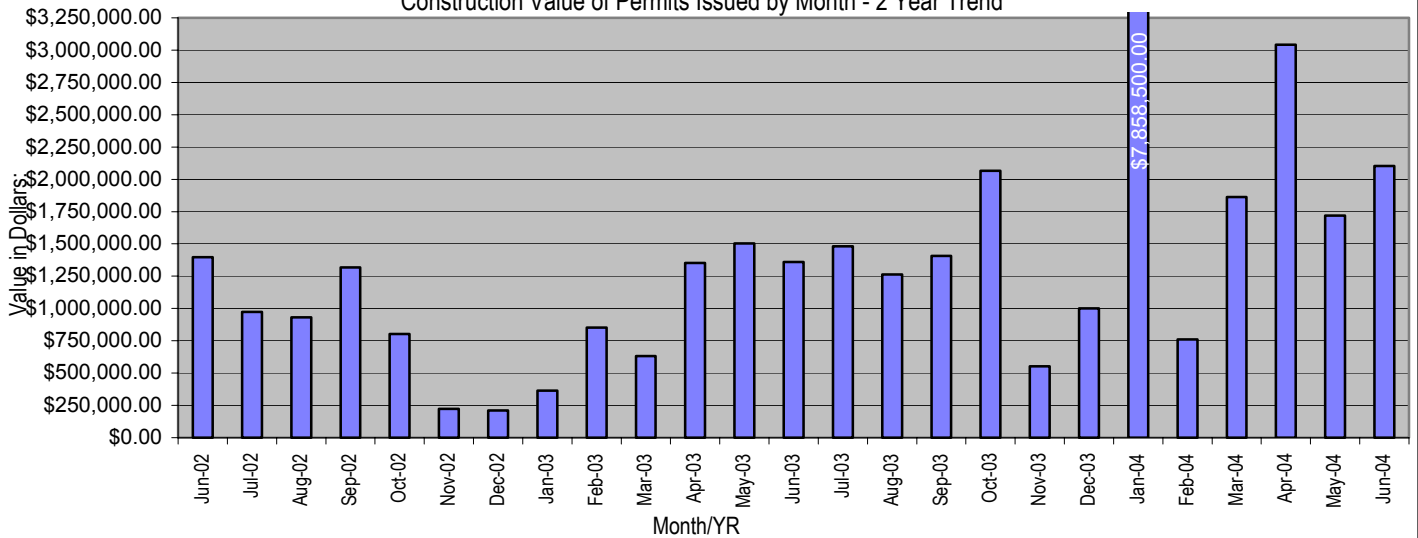
50 Applied
4 Revised
47 Issued
1 Cancelled/Expired
0 Denied
3 COs Issued

Building Codes Activity

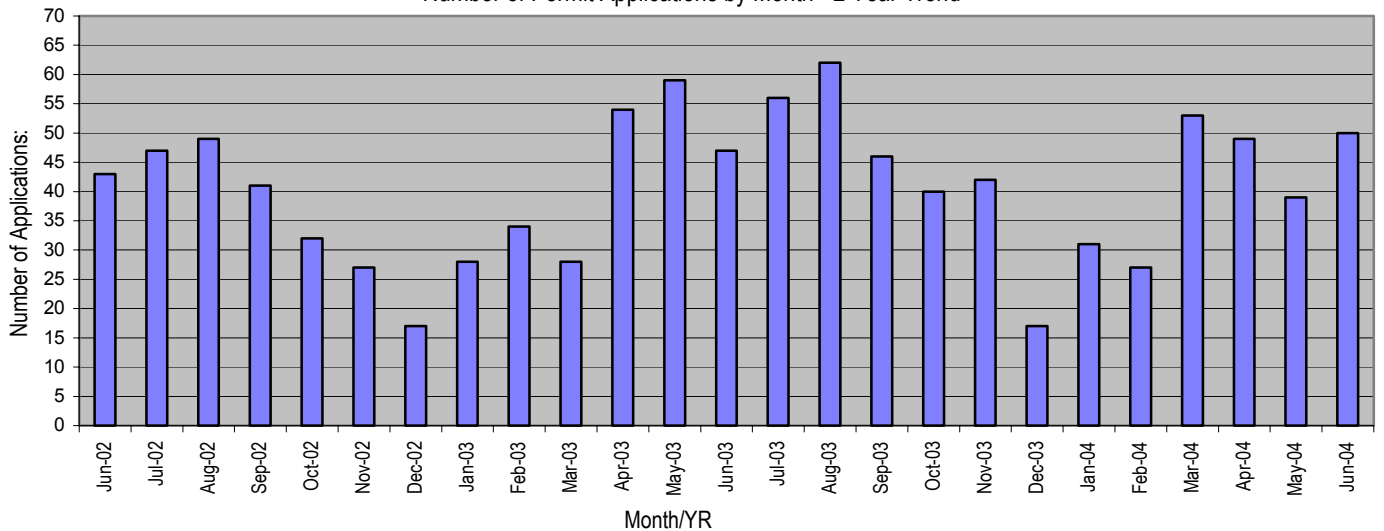
20 Plans Received
19 Plans Approved
28 In-house Inspections
1 Contracted Inspections

HISTORICAL PERFORMANCE

Construction Value of Permits Issued by Month - 2 Year Trend



Number of Permit Applications by Month - 2 Year Trend





DIVISION OF LAND DEVELOPMENT SERVICES

Monthly Report – July 2004

REPORT SUMMARY

Subdivision Plats Approved

0 Major
7 Minor
12 Total # of lots created

Construction Value – Issued

\$ 2,795,295.00 Total

Fees Invoiced

\$ 3,095.00 Land Use
\$ 22,115.49 Building Codes
\$ 2,825.50 SCD
\$ 28,035.99 Total

Board of Zoning Appeals Cases

0 Applied
0 Denied
0 Approved
0 Canceled

Floodplain Management

0 Plans Received
0 Plans Approved

Major Site Plans

1 Plans Received
1 Plans Approved

Land Use/Building Permits

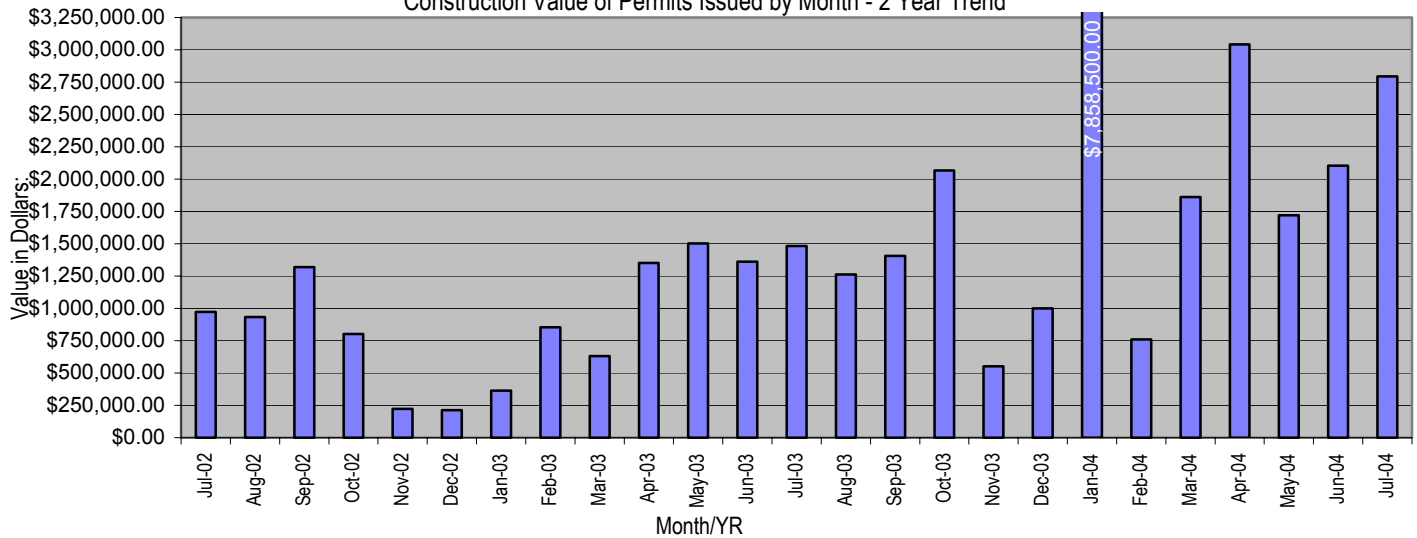
55 Applied
0 Revised
57 Issued
7 Cancelled/Expired
0 Denied
2 COs Issued

Building Codes Activity

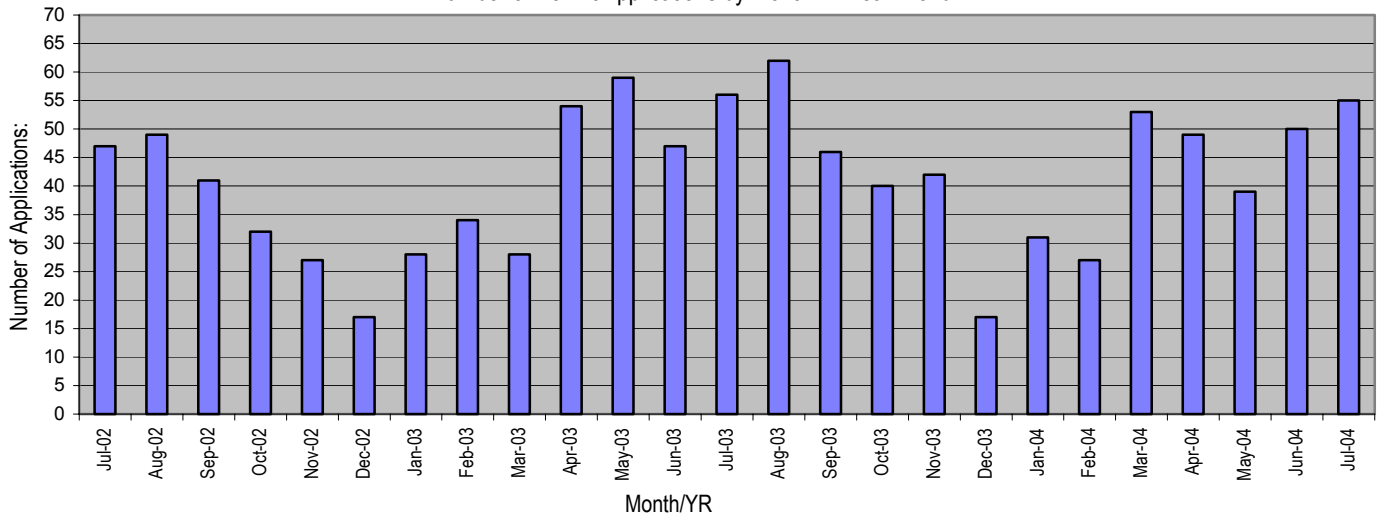
18 Plans Received
17 Plans Approved
21 In-house Inspections
0 Contracted Inspections

HISTORICAL PERFORMANCE

Construction Value of Permits Issued by Month - 2 Year Trend



Number of Permit Applications by Month - 2 Year Trend





DIVISION OF LAND DEVELOPMENT SERVICES

Monthly Report – August 2004

REPORT SUMMARY

Subdivision Plats Approved

0 Major
2 Minor
2 Total # of lots created

Construction Value – Issued

\$ 2,449,813.00 Total

Fees Invoiced

\$ 3,733.80 Land Use
\$ 1,659.10 Building Codes
\$ 2,306.50 SCD
\$ 7,699.40 Total

Board of Zoning Appeals Cases

3 Applied
0 Denied
0 Approved
0 Canceled

Floodplain Management

2 Plans Received
1 Plans Approved

Major Site Plans

4 Plans Received
6 Plans Approved

Land Use/Building Permits

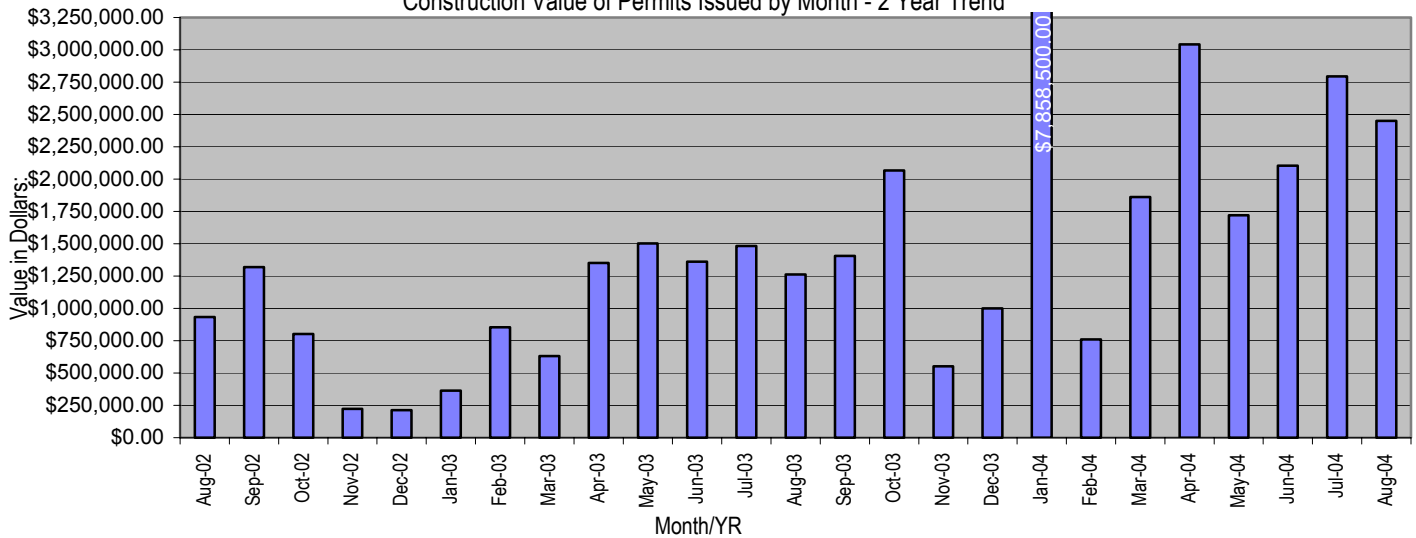
50 Applied
0 Revised
53 Issued
0 Cancelled/Expired
0 Denied
7 COs Issued

Building Codes Activity

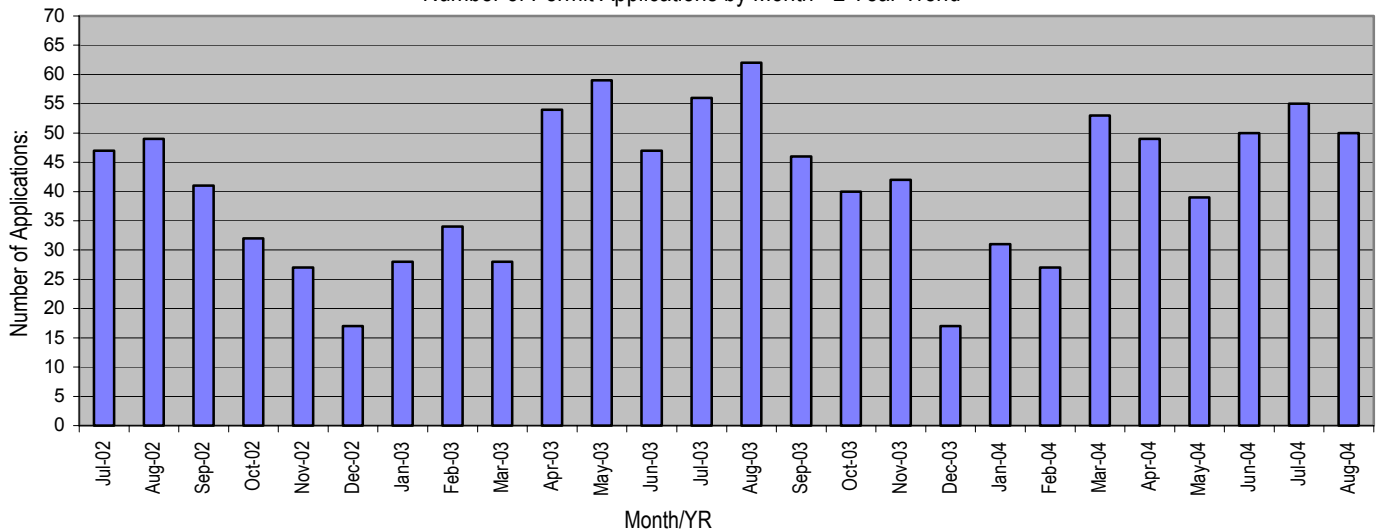
15 Plans Received
17 Plans Approved
25 In-house Inspections
1 Contracted Inspections

HISTORICAL PERFORMANCE

Construction Value of Permits Issued by Month - 2 Year Trend



Number of Permit Applications by Month - 2 Year Trend





DIVISION OF LAND DEVELOPMENT SERVICES

Monthly Report – September 2004

REPORT SUMMARY

Subdivision Plats Approved

0 Major
3 Minor
3 Total # of lots created

Construction Value – Issued

\$ 12,538,000.00 Total

Fees Invoiced

\$ 3,140.00 Land Use
\$ 4,487.91 Building Codes
\$ 3,581.25 SCD
\$ 11,209.16 Total

Board of Zoning Appeals Cases

1 Applied
0 Denied
2 Approved
0 Canceled

Floodplain Management

3 Plans Received
2 Plans Approved

Major Site Plans

3 Plans Received
3 Plans Approved

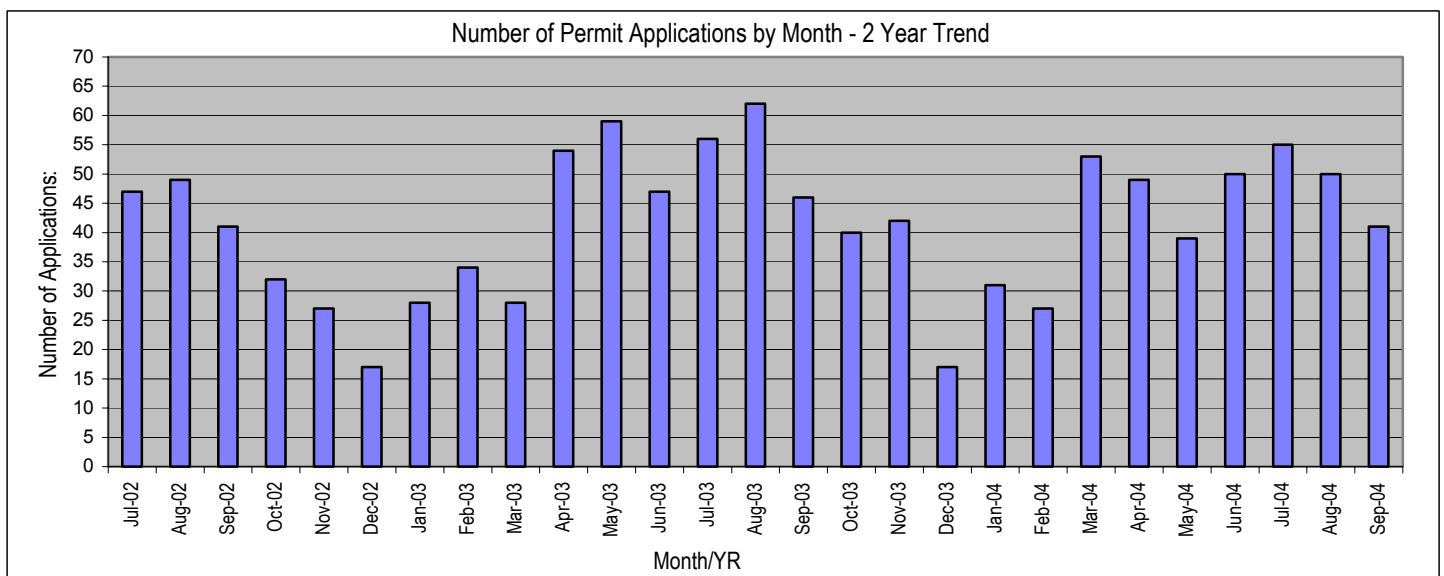
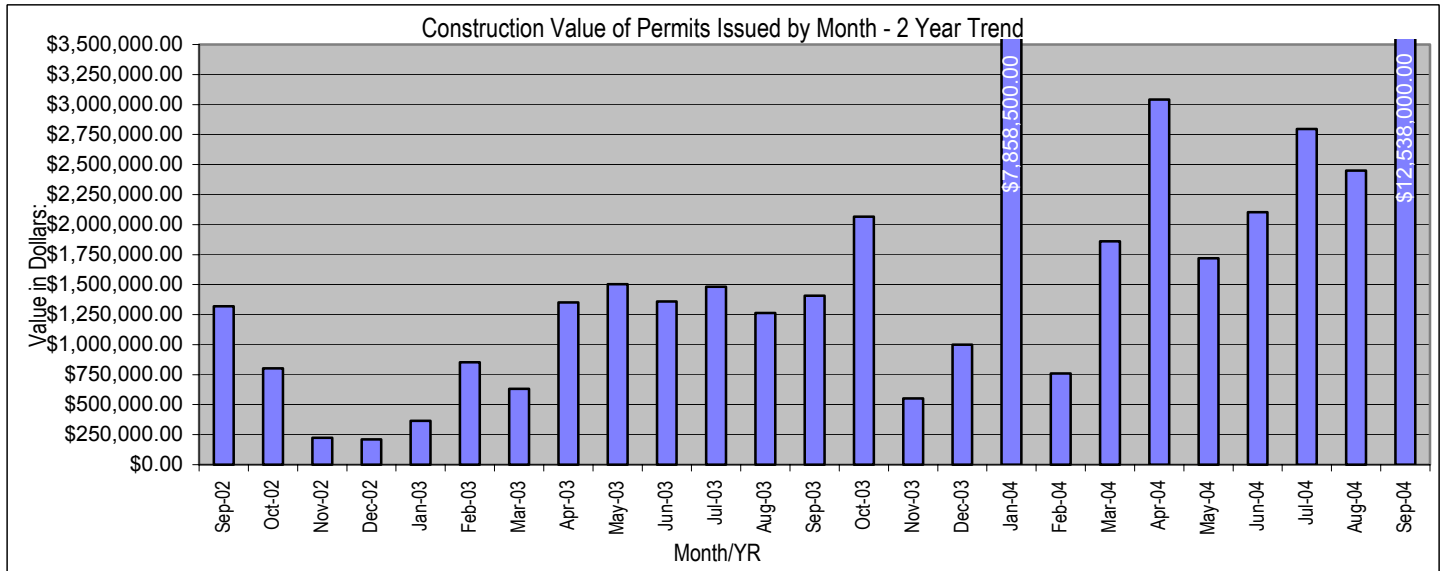
Land Use/Building Permits

41 Applied
0 Revised
28 Issued
3 Cancelled/Expired
0 Denied
10 COs Issued

Building Codes Activity

16 Plans Received
14 Plans Approved
21 In-house Inspections
0 Contracted Inspections

HISTORICAL PERFORMANCE





DIVISION OF LAND DEVELOPMENT SERVICES

Monthly Report – November 2004

REPORT SUMMARY

Subdivision Plats Approved

0 Major
2 Minor
4 Total # of lots created

Construction Value – Issued

\$ 1,810,116.00 Total

Fees Invoiced

\$ 2,950.00 Land Use
\$ 4,368.42 Building Codes
\$ 3,923.00 SCD
\$ 11,241.42 Total

Board of Zoning Appeals Cases

0 Applied
0 Denied
1 Approved
0 Canceled

Floodplain Management

2 Plans Received
0 Plans Approved

Major Site Plans

3 Plans Received
2 Plans Approved

Land Use/Building Permits

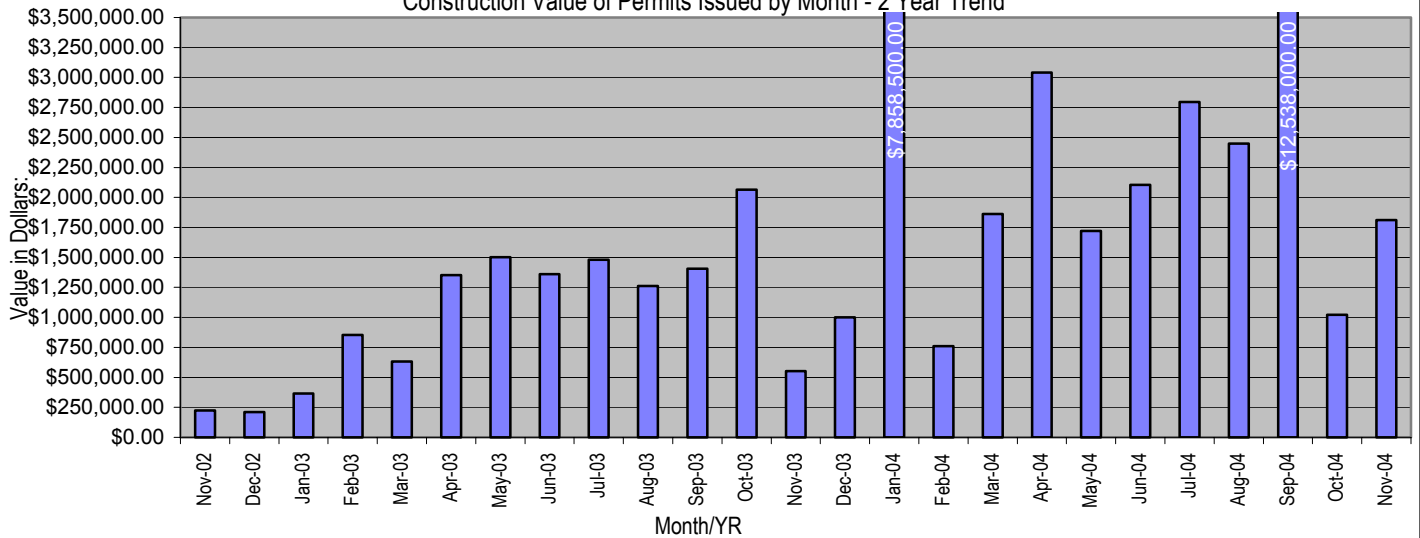
45 Applied
0 Revised
38 Issued
6 Cancelled/Expired
0 Denied
9 COs Issued

Building Codes Activity

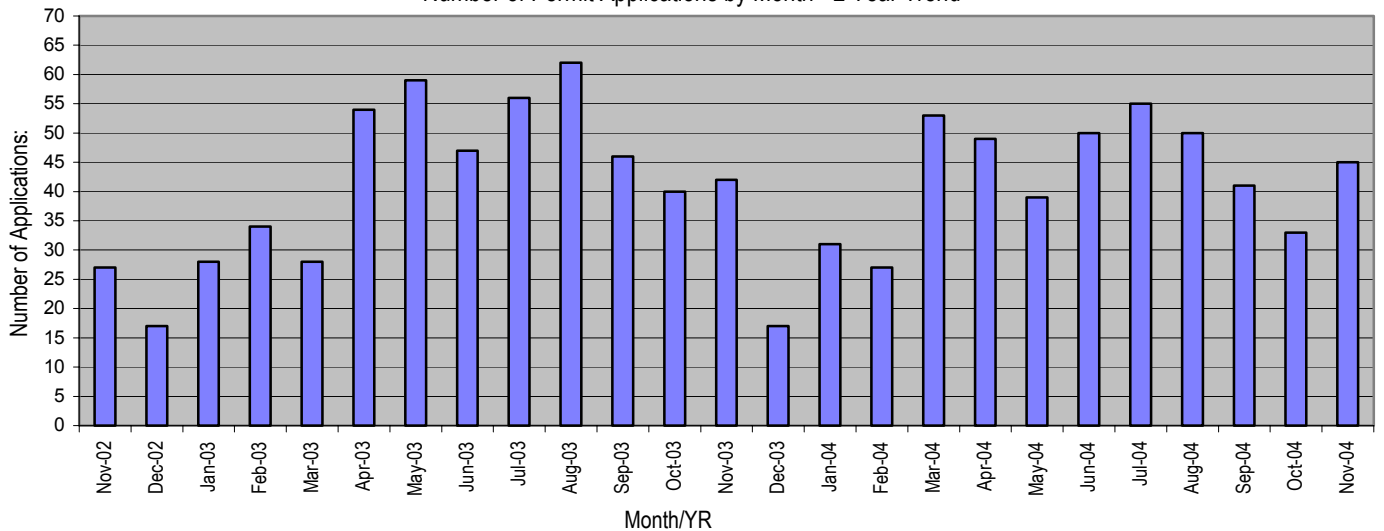
21 Plans Received
15 Plans Approved
13 In-house Inspections
0 Contracted Inspections

HISTORICAL PERFORMANCE

Construction Value of Permits Issued by Month - 2 Year Trend



Number of Permit Applications by Month - 2 Year Trend





DIVISION OF LAND DEVELOPMENT SERVICES

Monthly Report – December 2004

REPORT SUMMARY

Subdivision Plats Approved

0 Major
4 Minor
6 Total # of lots created

Construction Value – Issued

\$ 601,700.00 Total

Fees Invoiced

\$ 1,225.00 Land Use
\$ 914.99 Building Codes
\$ 1,457.25 SCD
\$ 3,597.24 Total

Board of Zoning Appeals Cases

0 Applied
0 Denied
0 Approved
0 Canceled

Floodplain Management

0 Plans Received
2 Plans Approved

Major Site Plans

1 Plans Received
0 Plans Approved

Land Use/Building Permits

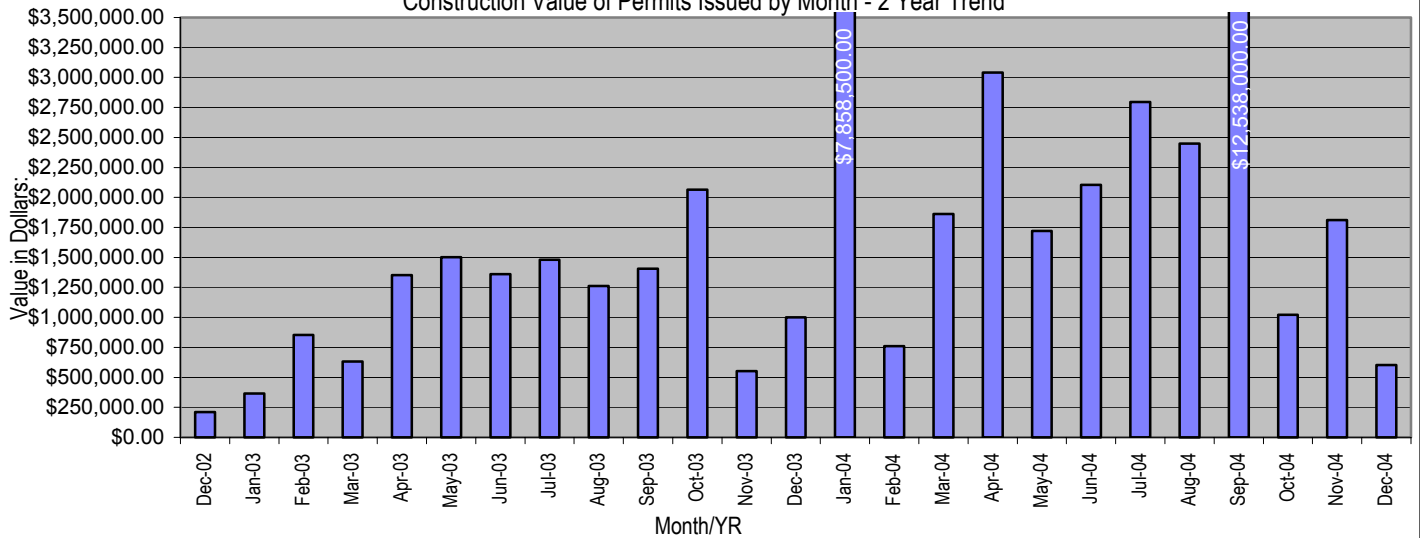
23 Applied
0 Revised
25 Issued
4 Cancelled/Expired
1 Denied
12 COs Issued

Building Codes Activity

4 Plans Received
6 Plans Approved
21 In-house Inspections
0 Contracted Inspections

HISTORICAL PERFORMANCE

Construction Value of Permits Issued by Month - 2 Year Trend



Number of Permit Applications by Month - 2 Year Trend

