



# DIVISION OF LAND DEVELOPMENT SERVICES

## Monthly Report –December 2016

### REPORT SUMMARY

#### Subdivision Plats Approved

0 Major  
 1 Minor  
 1 Total # of lots created

#### Construction Value – Issued

**\$572,400.<sup>00</sup>** Total

#### Fees Invoiced

**\$580.<sup>00</sup>** Land Use  
**\$551.<sup>70</sup>** Building Codes  
**\$1,604.<sup>00</sup>** ASCD  
**\$50.<sup>00</sup>** MHBGF  
**\$2,785.<sup>70</sup>** Total

#### Board of Zoning Appeals Cases

0 Applied  
 0 Denied  
 0 Approved  
 0 Canceled  
 0 Abeyance

#### Floodplain Management

0 Plans Received  
 0 Plans Approved

#### Major Site Plans

1 Plans Received  
 2 Plans Approved

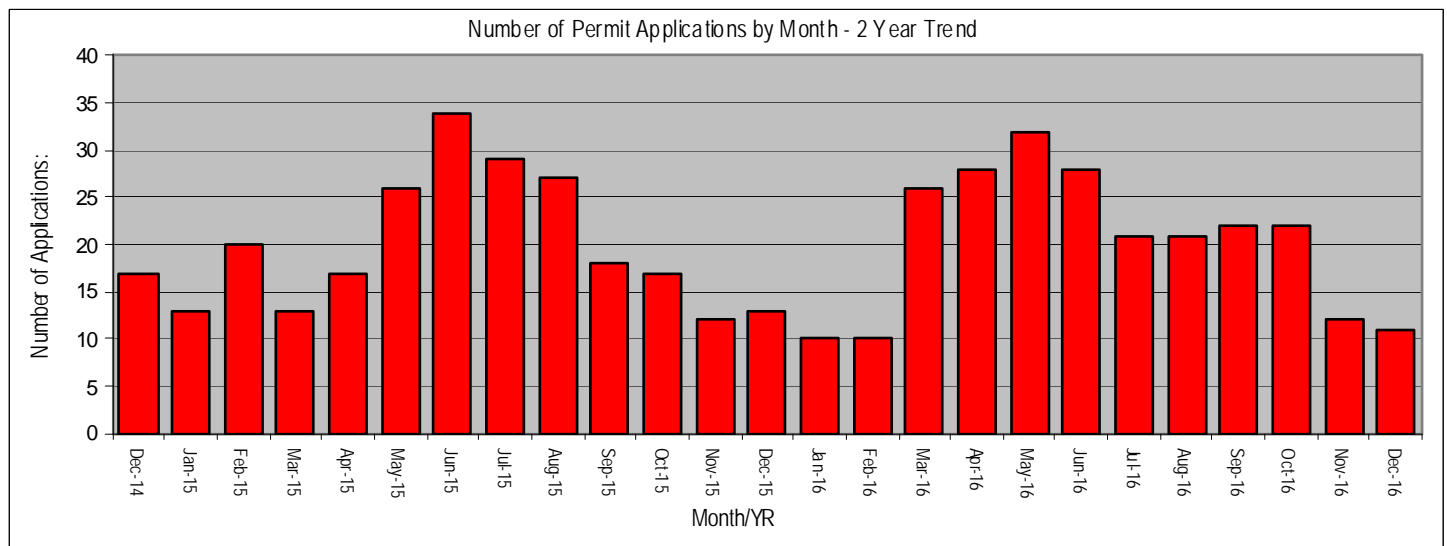
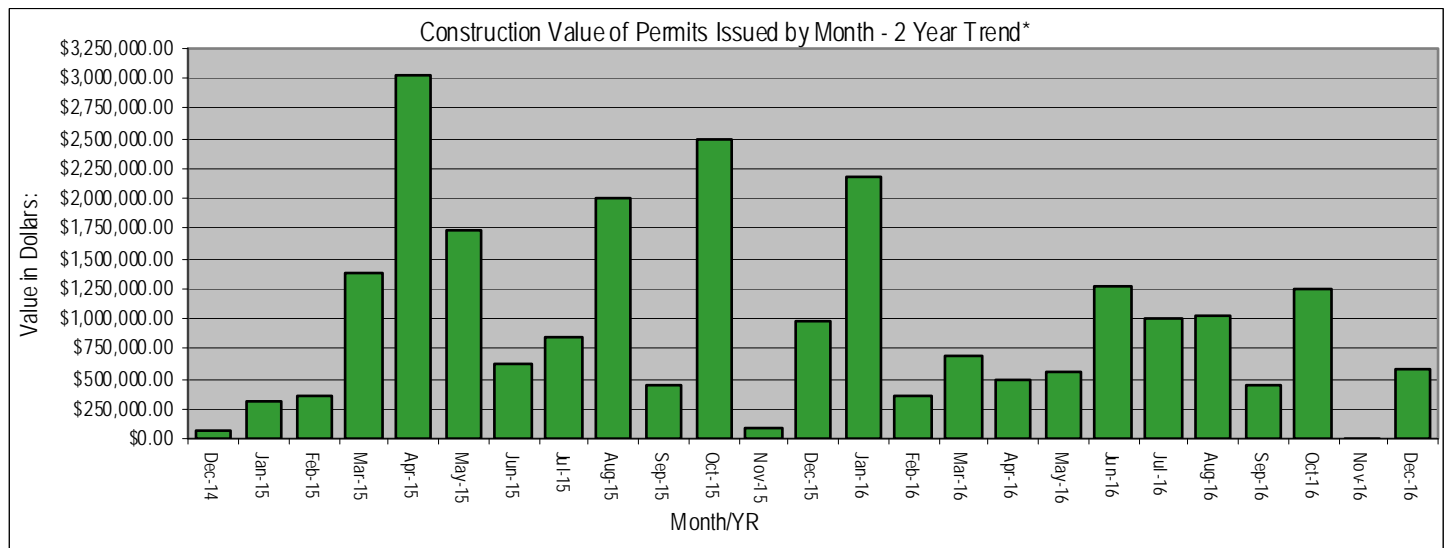
#### Land Use/Building Permits

11 Applied  
 7 Revised/Amended  
 11 Issued  
 1 Cancelled  
 0 Deadfiled  
 0 Denied  
 3 COs Issued

#### Building Codes Activity

4 Plans Received  
 3 Plans Approved/Released  
 0 In-house Inspections  
 0 Contracted Inspections

### HISTORICAL PERFORMANCE





# DIVISION OF LAND DEVELOPMENT SERVICES

## Monthly Report – November 2016

### REPORT SUMMARY

#### Subdivision Plats Approved

0 Major  
0 Minor  
0 Total # of lots created

#### Construction Value – Issued

**\$7,000.<sup>00</sup>** Total

#### Fees Invoiced

**\$1,135.<sup>00</sup>** Land Use  
**\$0.<sup>00</sup>** Building Codes  
**\$1,725.<sup>00</sup>** ASCD  
**\$0.<sup>00</sup>** MHBGF  
**\$2,860.<sup>00</sup>** Total

#### Board of Zoning Appeals Cases

0 Applied  
0 Denied  
0 Approved  
0 Canceled  
0 Abeyance

#### Floodplain Management

1 Plans Received  
0 Plans Approved

#### Major Site Plans

0 Plans Received  
2 Plans Approved

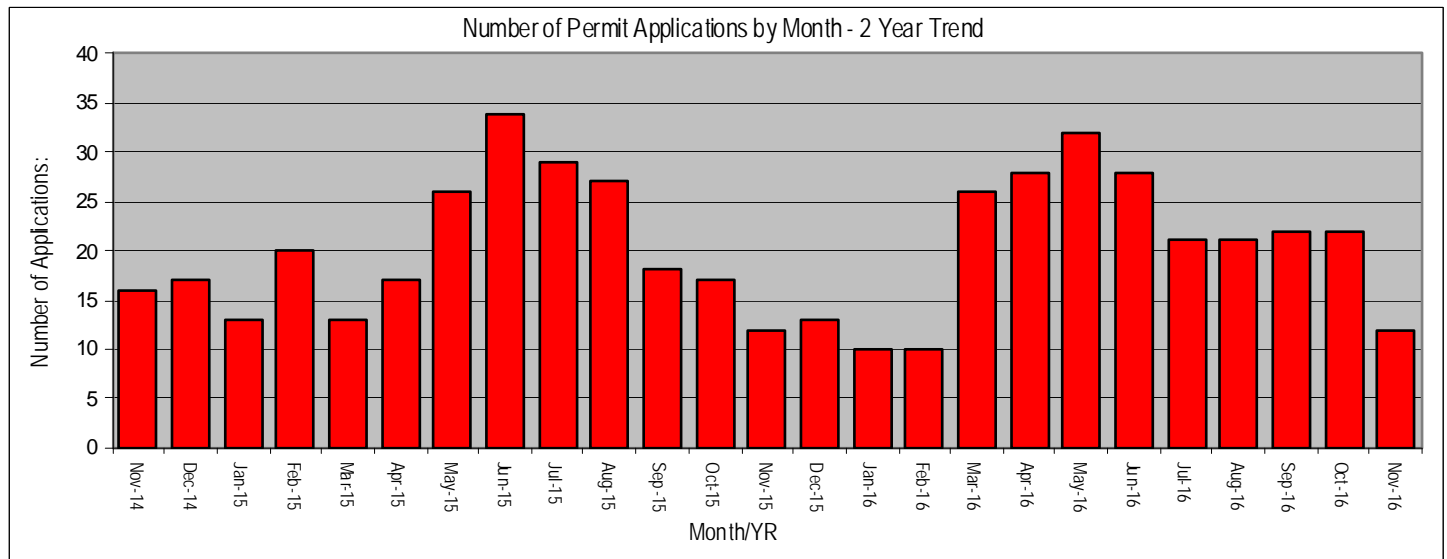
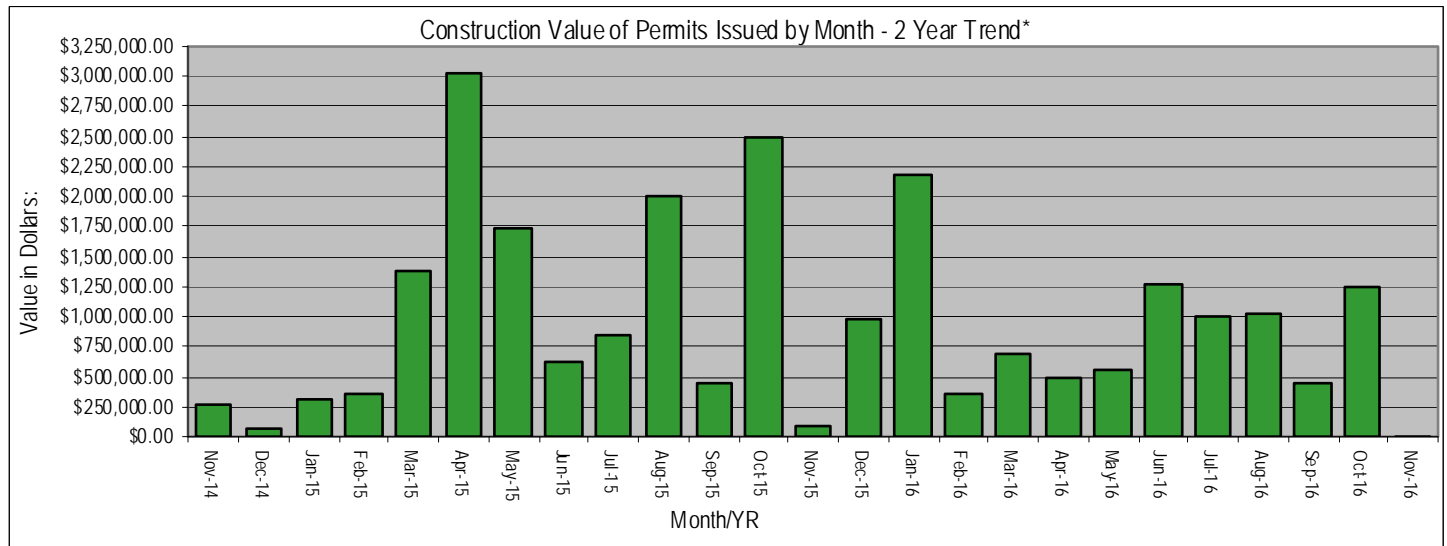
#### Land Use/Building Permits

12 Applied  
1 Revised/Amended  
10 Issued  
3 Cancelled  
1 Deadfiled  
0 Denied  
2 COs Issued

#### Building Codes Activity

0 Plans Received  
0 Plans Approved/Released  
0 In-house Inspections  
0 Contracted Inspections

### HISTORICAL PERFORMANCE





# DIVISION OF LAND DEVELOPMENT SERVICES

## Monthly Report – October 2016

### REPORT SUMMARY

#### Subdivision Plats Approved

0 Major  
0 Minor  
0 Total # of lots created

#### Construction Value – Issued

**\$1,251.817<sup>00</sup>** Total

#### Fees Invoiced

**\$1,375.00** Land Use  
**\$400.10** Building Codes  
**\$700.00** ASCD  
**\$50.00** MHBGF  
**\$2,525.10** Total

#### Board of Zoning Appeals Cases

1 Applied  
0 Denied  
0 Approved  
0 Canceled  
0 Abeyance

#### Floodplain Management

0 Plans Received  
0 Plans Approved

#### Major Site Plans

1 Plans Received  
2 Plans Approved

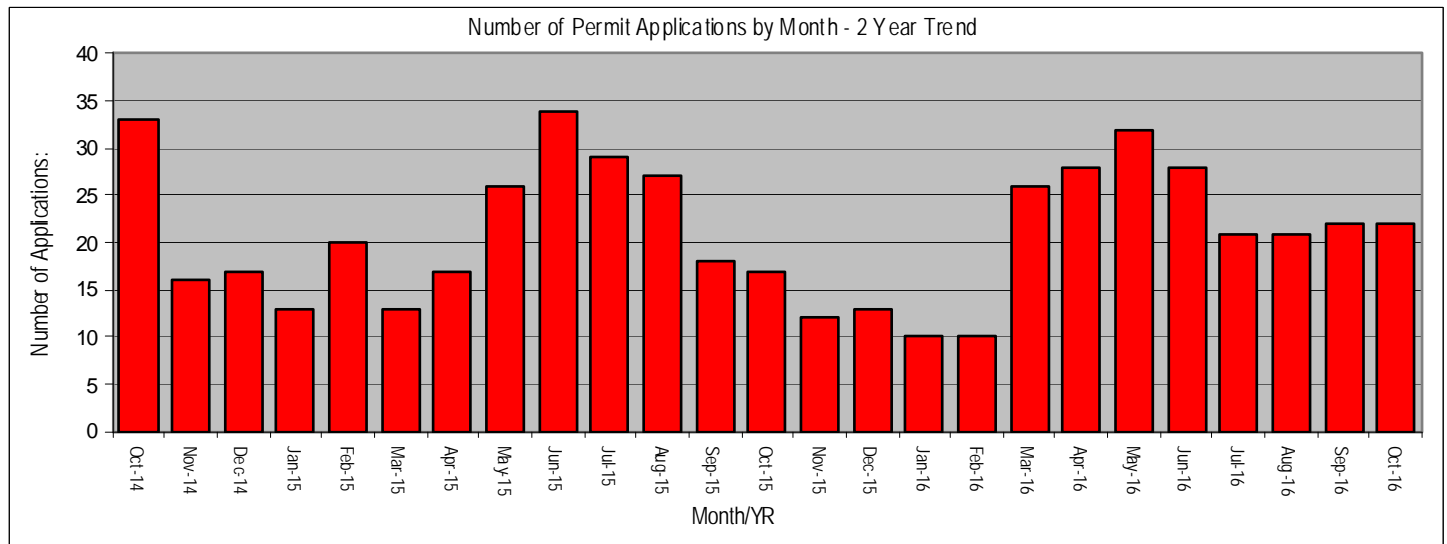
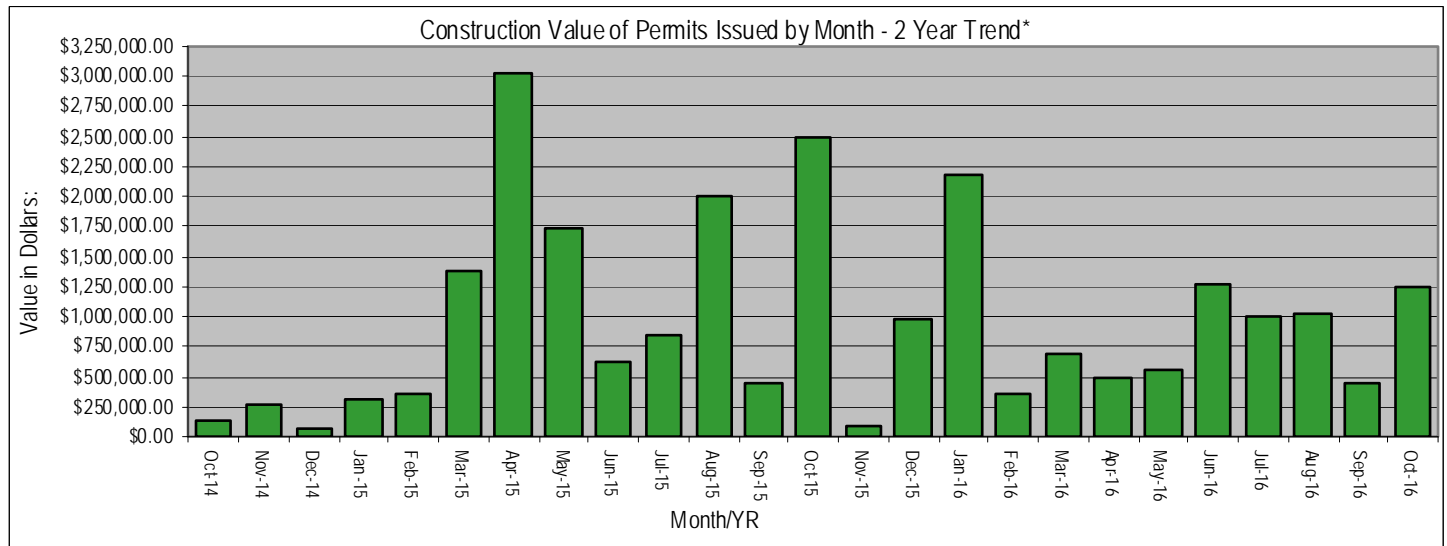
#### Land Use/Building Permits

22 Applied  
6 Revised/Amended  
21 Issued  
0 Cancelled  
0 Deadfiled  
1 Denied  
2 COs Issued

#### Building Codes Activity

7 Plans Received  
7 Plans Approved/Released  
0 In-house Inspections  
0 Contracted Inspections

### HISTORICAL PERFORMANCE





# DIVISION OF LAND DEVELOPMENT SERVICES

## Monthly Report – September 2016

### REPORT SUMMARY

#### Subdivision Plats Approved

0 Major  
0 Minor  
0 Total # of lots created

#### Construction Value – Issued

**\$457,033.<sup>00</sup>** Total

#### Fees Invoiced

**\$1,205.<sup>00</sup>** Land Use  
**\$385.<sup>50</sup>** Building Codes  
**\$450.<sup>00</sup>** ASCD  
**\$50.<sup>00</sup>** MHBGF  
**\$2,090.<sup>50</sup>** Total

#### Board of Zoning Appeals Cases

0 Applied  
0 Denied  
0 Approved  
0 Canceled  
0 Abeyance

#### Floodplain Management

1 Plans Received  
1 Plans Approved

#### Major Site Plans

1 Plans Received  
3 Plans Approved

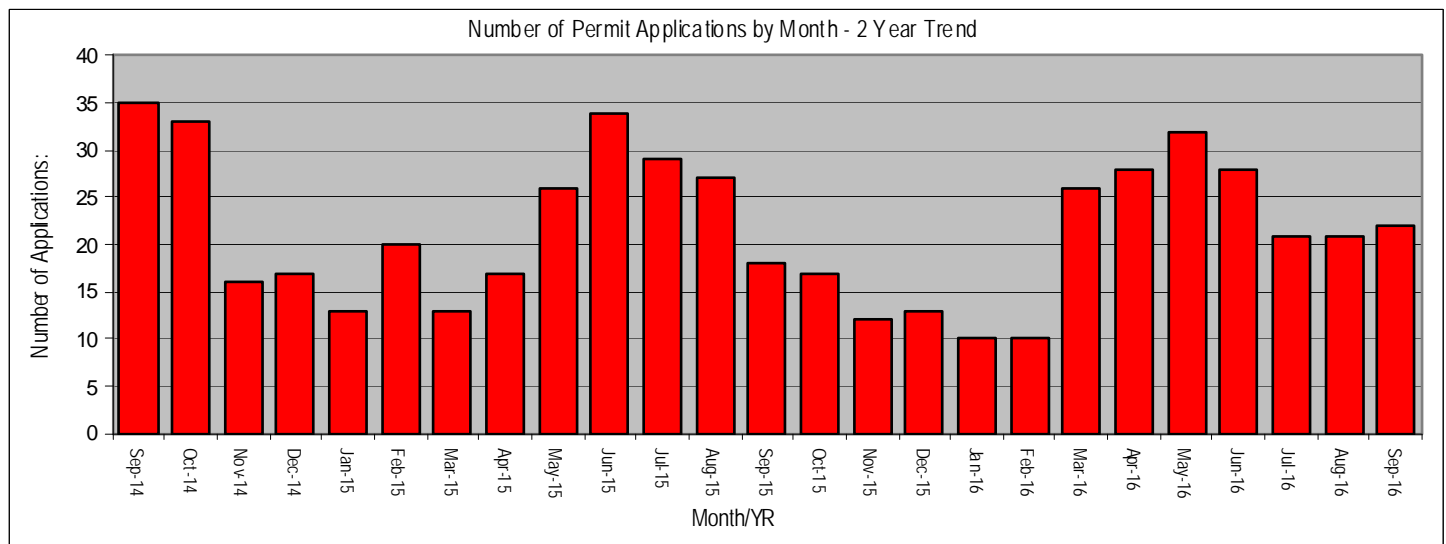
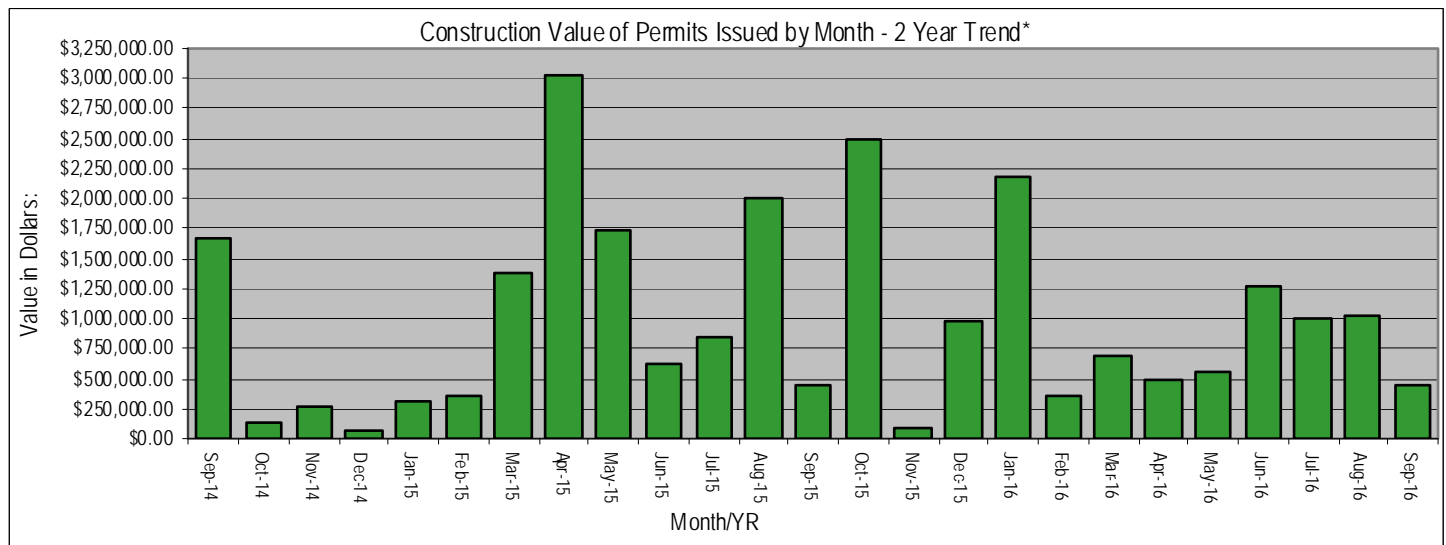
#### Land Use/Building Permits

**22** Applied  
**8** Revised/Amended  
**16** Issued  
**0** Cancelled  
**2** Deadfiled  
**0** Denied  
**4** COs Issued

#### Building Codes Activity

**5** Plans Received  
**5** Plans Approved/Released  
**0** In-house Inspections  
**0** Contracted Inspections

### HISTORICAL PERFORMANCE





# DIVISION OF LAND DEVELOPMENT SERVICES

## Monthly Report – August 2016

### REPORT SUMMARY

#### Subdivision Plats Approved

0 Major  
2 Minor  
2 Total # of lots created

#### Construction Value – Issued

**\$1,030,500.00** Total

#### Fees Invoiced

**\$915.00** Land Use  
**\$1,103.65** Building Codes  
**\$1,002.50** ASCD  
**\$150.00** MHBGF  
**\$3,171.15** Total

#### Board of Zoning Appeals Cases

0 Applied  
0 Denied  
2 Approved  
0 Canceled  
0 Abeyance

#### Floodplain Management

1 Plans Received  
2 Plans Approved

#### Major Site Plans

4 Plans Received  
1 Plans Approved

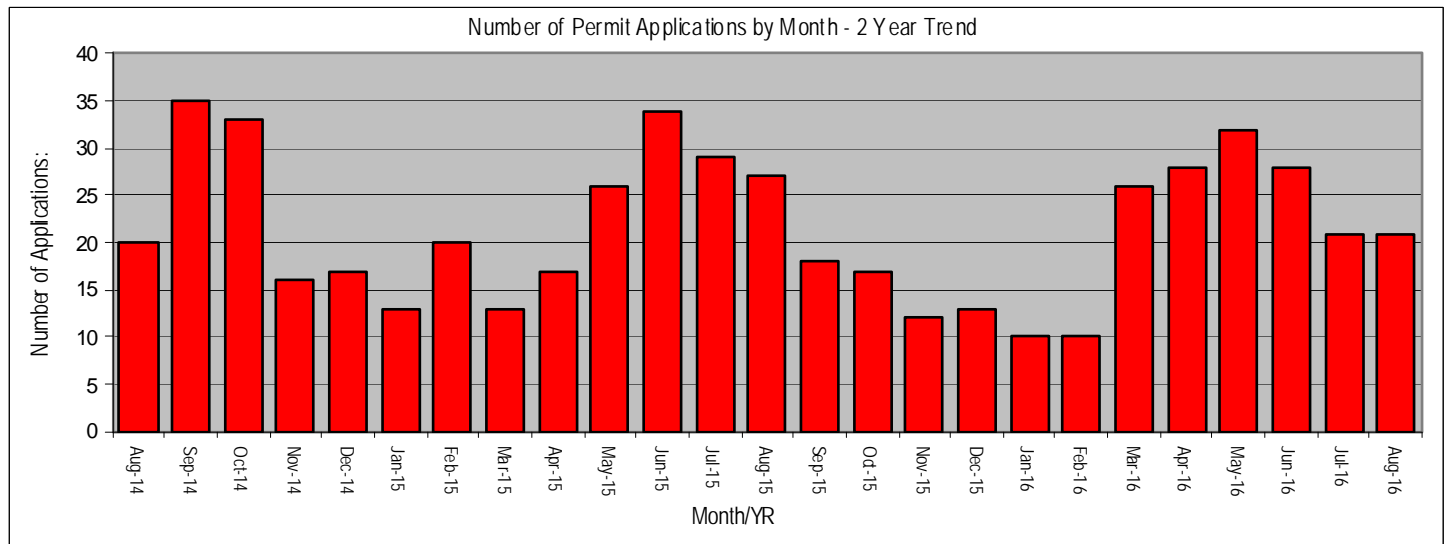
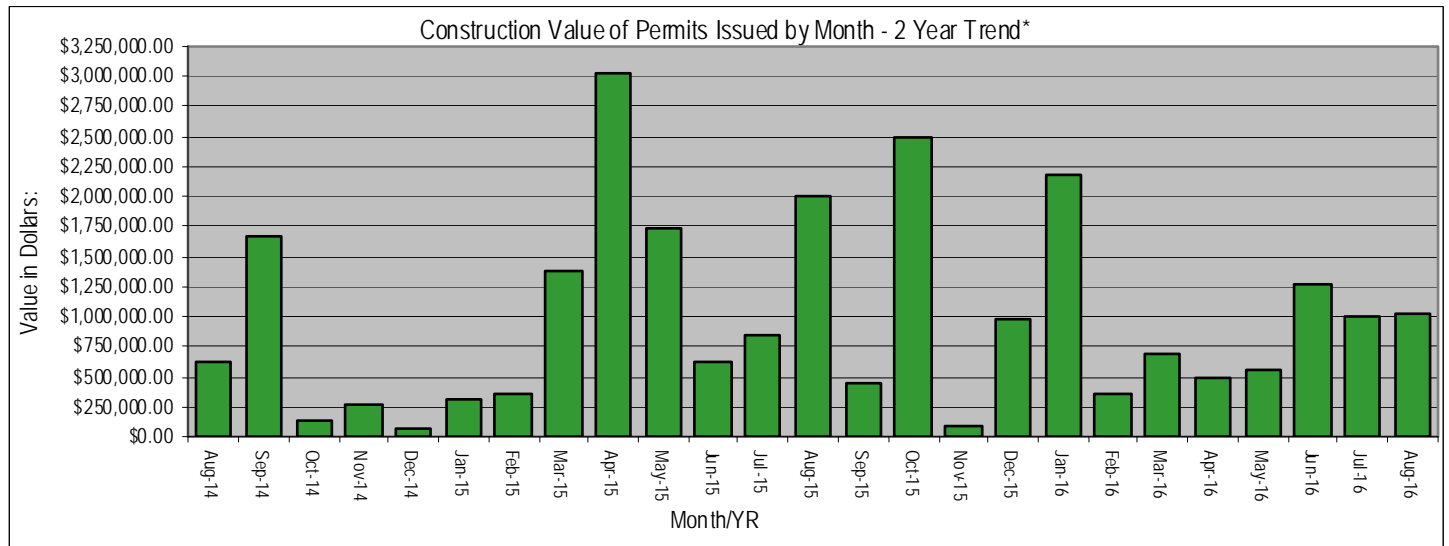
#### Land Use/Building Permits

21 Applied  
6 Revised/Amended  
16 Issued  
2 Cancelled  
3 Deadfiled  
1 Denied  
1 COs Issued

#### Building Codes Activity

2 Plans Received  
2 Plans Approved/Released  
0 In-house Inspections  
0 Contracted Inspections

### HISTORICAL PERFORMANCE





# DIVISION OF LAND DEVELOPMENT SERVICES

## Monthly Report – July 2016

### REPORT SUMMARY

#### Subdivision Plats Approved

**0** Major  
**3** Minor  
**3** Total # of lots created

#### Construction Value – Issued

**\$1,001,065.00** Total

#### Fees Invoiced

**\$1,465.00** Land Use  
**\$841.90** Building Codes  
**\$898.00** ASCD  
**\$50.00** MHBGF  
**\$3,254.90** Total

#### Board of Zoning Appeals Cases

**1** Applied  
**0** Denied  
**0** Approved  
**0** Canceled  
**0** Abeyance

#### Floodplain Management

**0** Plans Received  
**0** Plans Approved

#### Major Site Plans

**2** Plans Received  
**0** Plans Approved

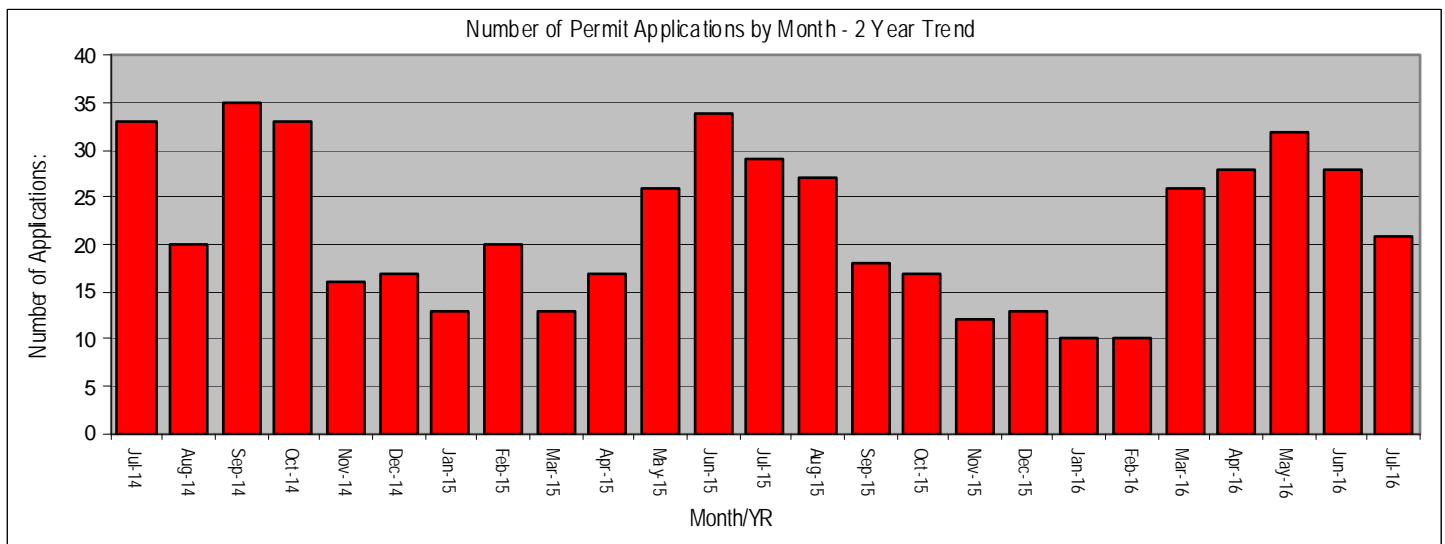
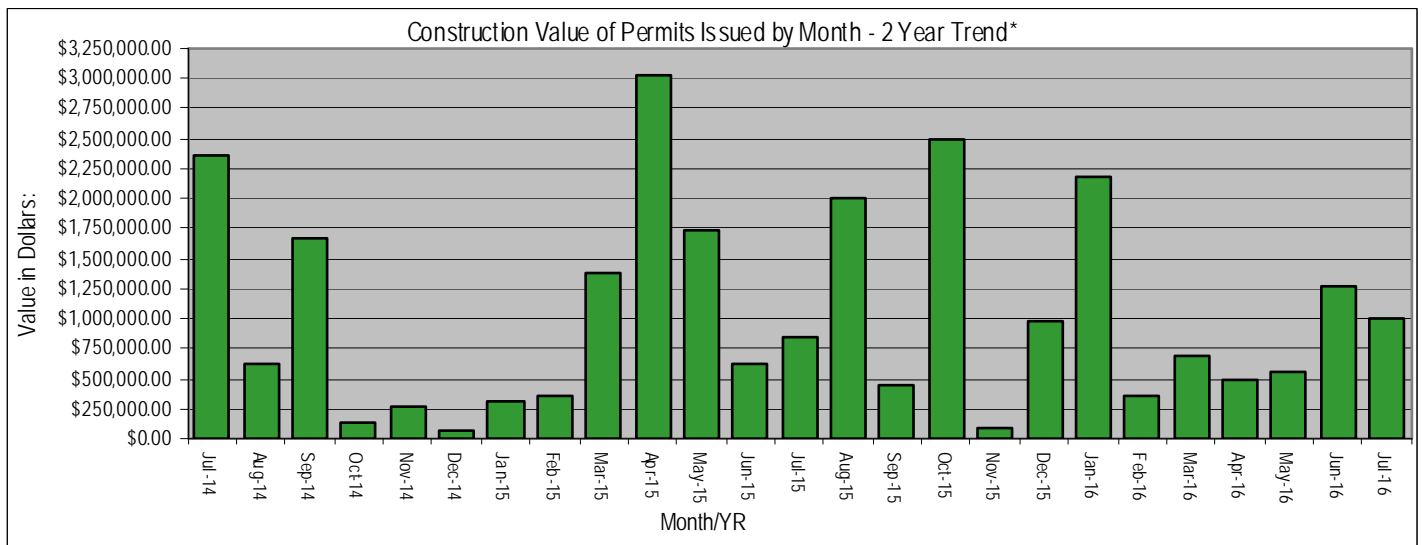
#### Land Use/Building Permits

**21** Applied  
**6** Revised/Amended  
**24** Issued  
**0** Cancelled  
**3** Deadfiled  
**0** Denied  
**3** COs Issued

#### Building Codes Activity

**5** Plans Received  
**4** Plans Approved/Released  
**0** In-house Inspections  
**0** Contracted Inspections

### HISTORICAL PERFORMANCE





# DIVISION OF LAND DEVELOPMENT SERVICES

## Monthly Report – June 2016

### REPORT SUMMARY

#### Subdivision Plats Approved

0 Major  
0 Minor  
0 Total # of lots created

#### Construction Value – Issued

**\$1,273,500.00** Total

#### Fees Invoiced

**\$1,555.00** Land Use  
**\$1,161.09** Building Codes  
**\$2,727.50** ASCD  
**\$150.00** MHBGF  
**\$5,593.59** Total

#### Board of Zoning Appeals Cases

1 Applied  
0 Denied  
0 Approved  
0 Canceled  
0 Abeyance

#### Floodplain Management

0 Plans Received  
0 Plans Approved

#### Major Site Plans

3 Plans Received  
1 Plans Approved

#### Land Use/Building Permits

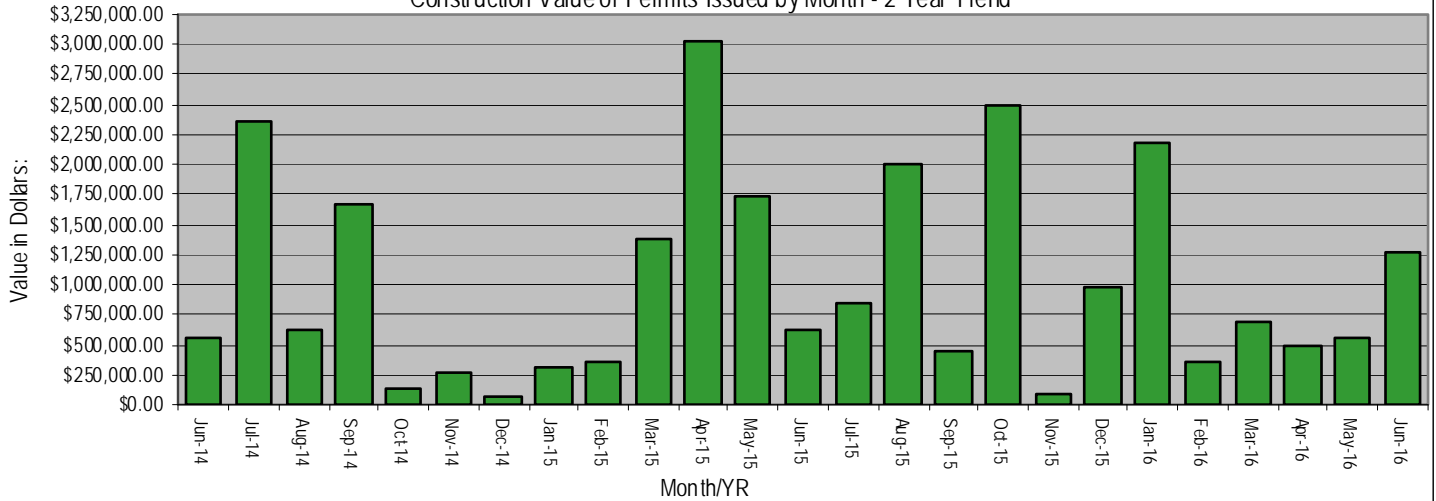
28 Applied  
16 Revised/Amended  
27 Issued  
1 Cancelled  
1 Deadfiled  
0 Denied  
2 COs Issued

#### Building Codes Activity

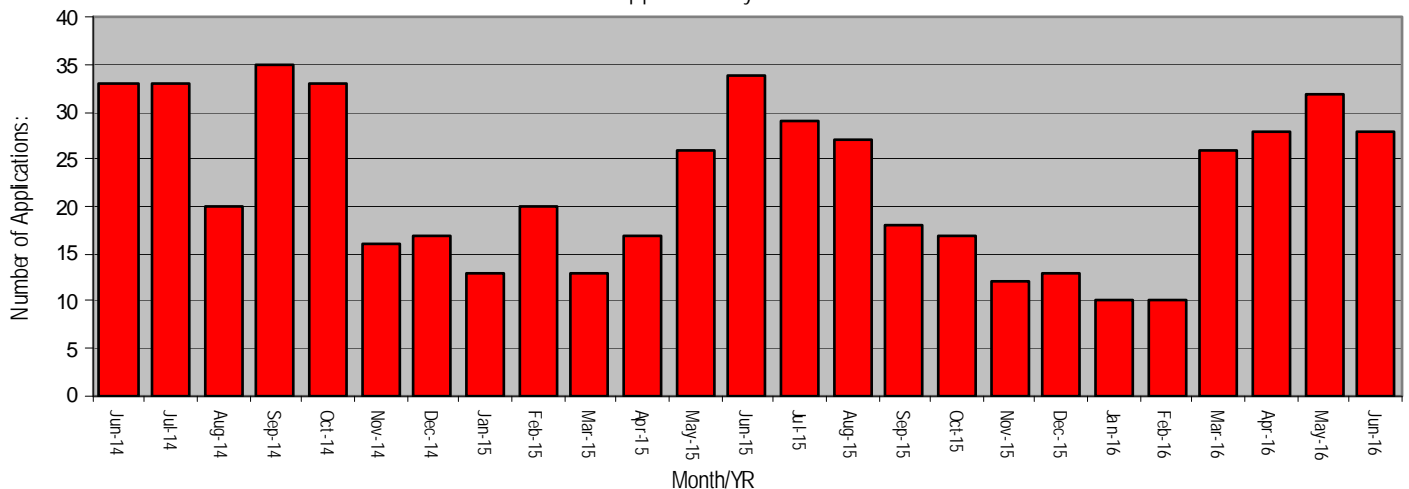
12 Plans Received  
15 Plans Approved/Released  
0 In-house Inspections  
0 Contracted Inspections

### HISTORICAL PERFORMANCE

Construction Value of Permits Issued by Month - 2 Year Trend\*



Number of Permit Applications by Month - 2 Year Trend





# DIVISION OF LAND DEVELOPMENT SERVICES

## Monthly Report – May 2016

### REPORT SUMMARY

#### Subdivision Plats Approved

0 Major  
0 Minor  
0 Total # of lots created

#### Construction Value – Issued

**\$564,988.<sup>00</sup>** Total

#### Fees Invoiced

**\$1,000.<sup>00</sup>** Land Use  
**\$505.<sup>35</sup>** Building Codes  
**\$1,087.<sup>50</sup>** ASCD  
**\$100.<sup>00</sup>** MHBGF  
**\$2,692.<sup>85</sup>** Total

#### Board of Zoning Appeals Cases

0 Applied  
0 Denied  
0 Approved  
0 Canceled  
0 Abeyance

#### Floodplain Management

0 Plans Received  
0 Plans Approved

#### Major Site Plans

1 Plans Received  
3 Plans Approved

#### Land Use/Building Permits

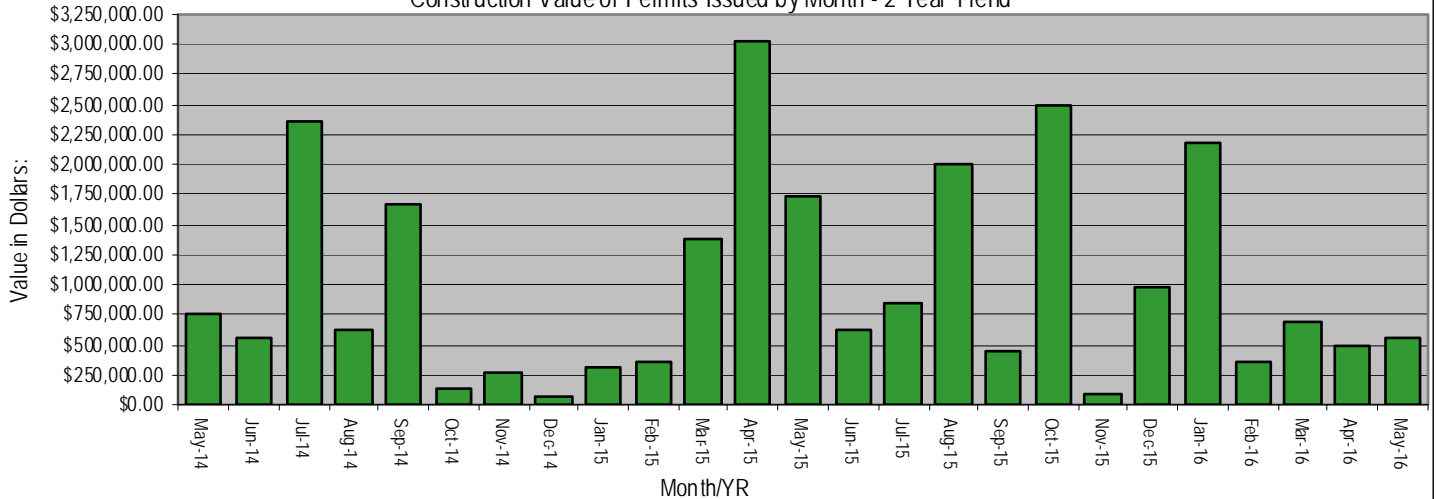
**32** Applied  
**11** Revised/Amended  
**22** Issued  
**1** Cancelled  
**0** Deadfiled  
**0** Denied  
**3** COs Issued

#### Building Codes Activity

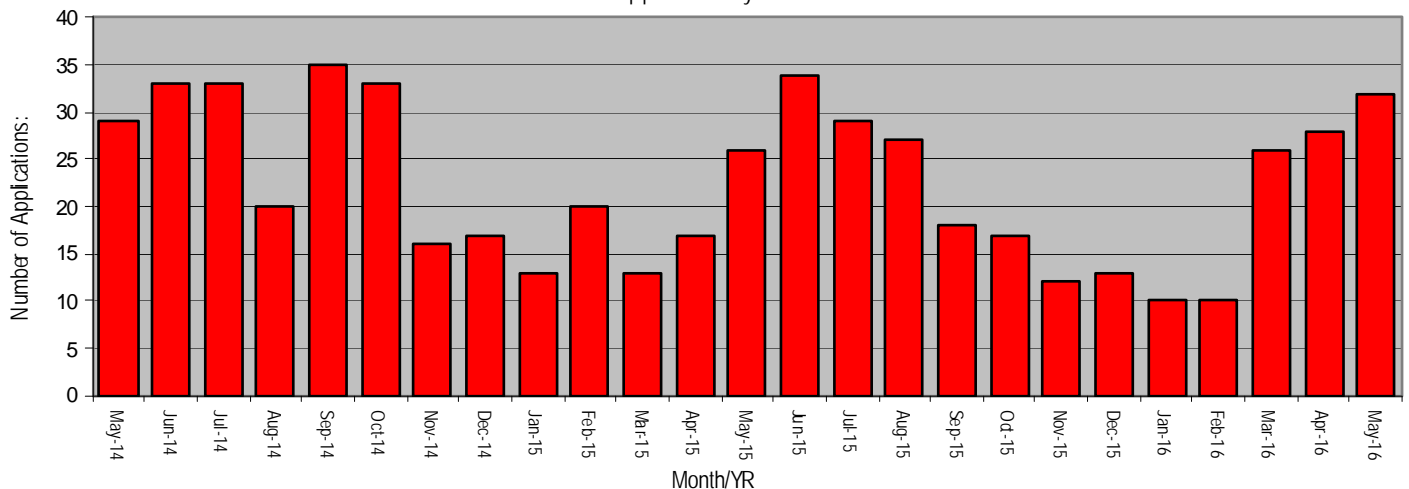
**5** Plans Received  
**5** Plans Approved/Released  
**0** In-house Inspections  
**0** Contracted Inspections

### HISTORICAL PERFORMANCE

Construction Value of Permits Issued by Month - 2 Year Trend\*



Number of Permit Applications by Month - 2 Year Trend







# DIVISION OF LAND DEVELOPMENT SERVICES

## Monthly Report – April 2016

### REPORT SUMMARY

#### Subdivision Plats Approved

0 Major  
1 Minor  
1 Total # of lots created

#### Construction Value – Issued

**\$484,400.<sup>00</sup>** Total

#### Fees Invoiced

**\$960.<sup>00</sup>** Land Use  
**\$400.<sup>80</sup>** Building Codes  
**\$853.<sup>50</sup>** ASCD  
**\$50.<sup>00</sup>** MHBGF  
**\$2,264.<sup>30</sup>** Total

#### Board of Zoning Appeals Cases

0 Applied  
0 Denied  
0 Approved  
0 Canceled  
0 Abeyance

#### Floodplain Management

2 Plans Received  
0 Plans Approved

#### Major Site Plans

2 Plans Received  
0 Plans Approved

#### Land Use/Building Permits

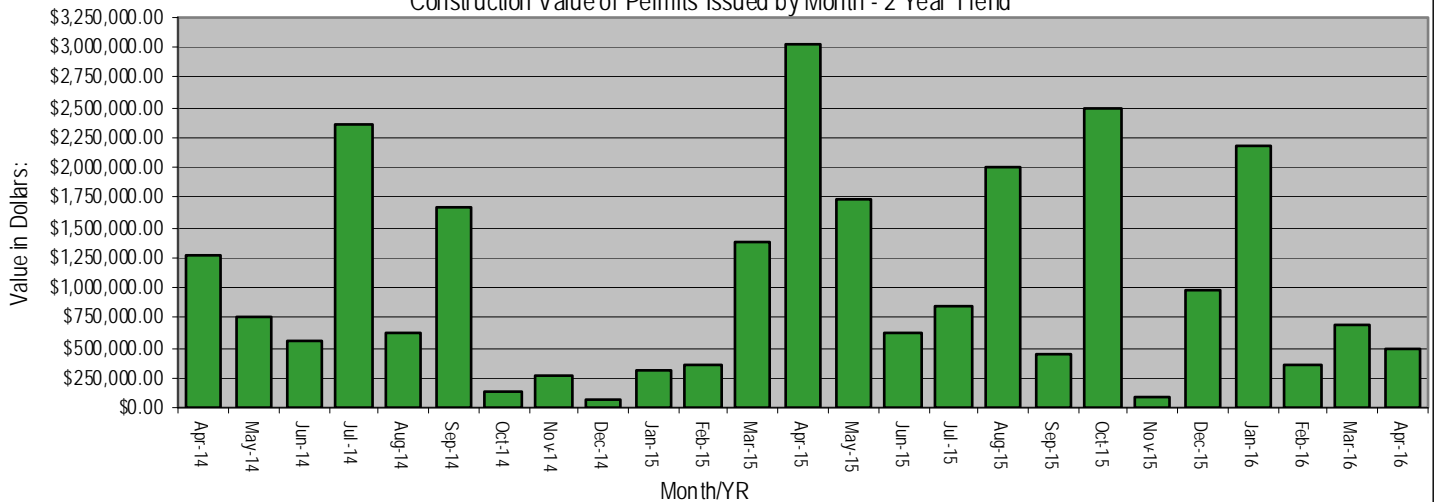
28 Applied  
6 Revised/Amended  
19 Issued  
7 Cancelled  
1 Deadfiled  
0 Denied  
2 COs Issued

#### Building Codes Activity

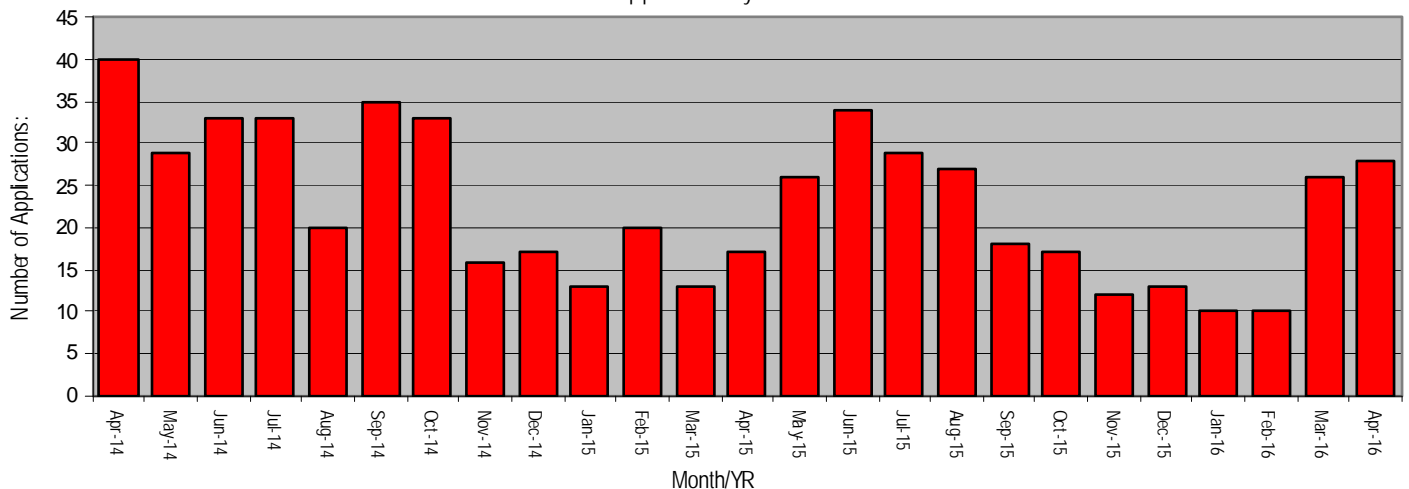
8 Plans Received  
3 Plans Approved/Released  
0 In-house Inspections  
0 Contracted Inspections

### HISTORICAL PERFORMANCE

Construction Value of Permits Issued by Month - 2 Year Trend\*



Number of Permit Applications by Month - 2 Year Trend





# DIVISION OF LAND DEVELOPMENT SERVICES

## Monthly Report – March 2016

### REPORT SUMMARY

#### Subdivision Plats Approved

0 Major  
2 Minor  
2 Total # of lots created

#### Construction Value – Issued

**693,200.<sup>00</sup>** Total

#### Fees Invoiced

**\$1,135.<sup>00</sup>** Land Use  
**\$667.<sup>80</sup>** Building Codes  
**\$981.<sup>00</sup>** ASCD  
**\$50.<sup>00</sup>** MHBGF  
**\$2,833.<sup>80</sup>** Total

#### Board of Zoning Appeals Cases

1 Applied  
0 Denied  
0 Approved  
0 Canceled  
0 Abeyance

#### Floodplain Management

1 Plans Received  
1 Plans Approved

#### Major Site Plans

2 Plans Received  
0 Plans Approved

#### Land Use/Building Permits

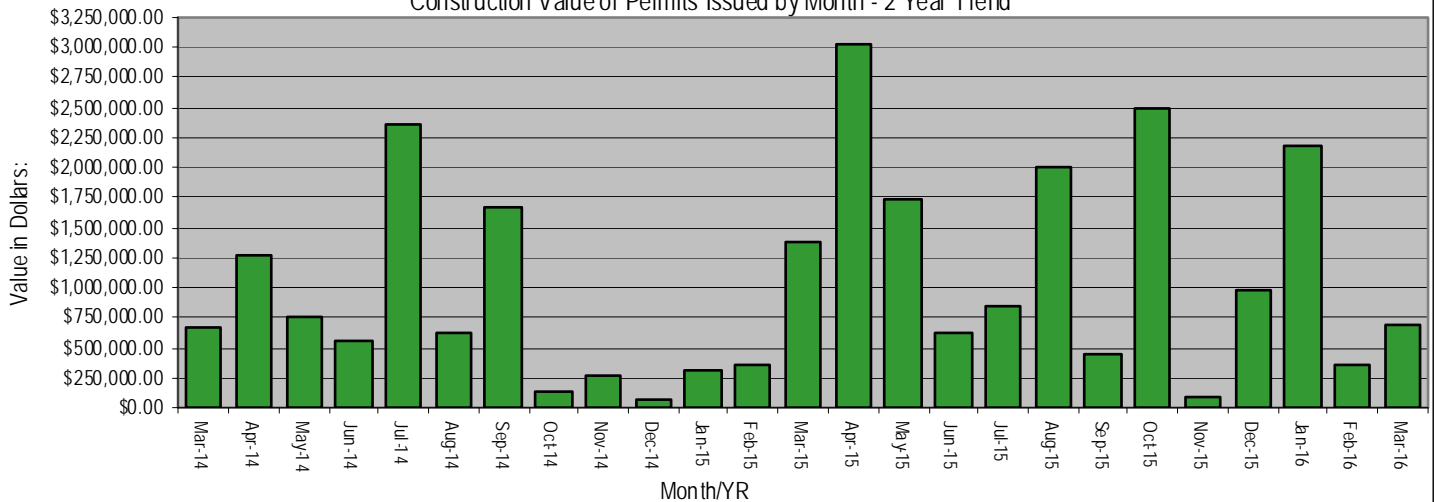
**26** Applied  
**9** Revised/Amended  
**24** Issued  
**2** Cancelled  
**2** Deadfiled  
**0** Denied  
**6** COs Issued

#### Building Codes Activity

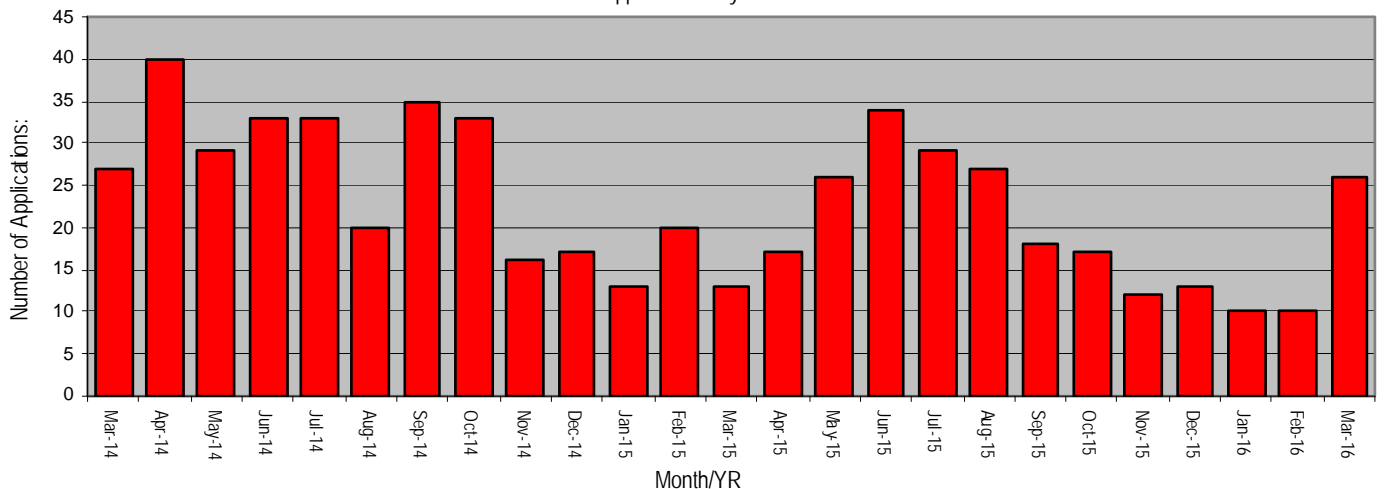
**1** Plans Received  
**2** Plans Approved/Released  
**0** In-house Inspections  
**0** Contracted Inspections

### HISTORICAL PERFORMANCE

Construction Value of Permits Issued by Month - 2 Year Trend\*



Number of Permit Applications by Month - 2 Year Trend





# DIVISION OF LAND DEVELOPMENT SERVICES

## Monthly Report – February 2016

### REPORT SUMMARY

#### Subdivision Plats Approved

0 Major  
 1 Minor  
 1 Total # of lots created

#### Construction Value – Issued

**356,000.<sup>00</sup>** Total

#### Fees Invoiced

**\$175.<sup>00</sup>** Land Use  
**\$24.<sup>00</sup>** Building Codes  
**\$1,164.<sup>50</sup>** ASCD  
**\$50.<sup>00</sup>** MHBGF  
**\$1,413.<sup>50</sup>** Total

#### Board of Zoning Appeals Cases

0 Applied  
 0 Denied  
 0 Approved  
 0 Canceled  
 0 Abeyance

#### Floodplain Management

0 Plans Received  
 0 Plans Approved

#### Major Site Plans

1 Plans Received  
 1 Plans Approved

#### Land Use/Building Permits

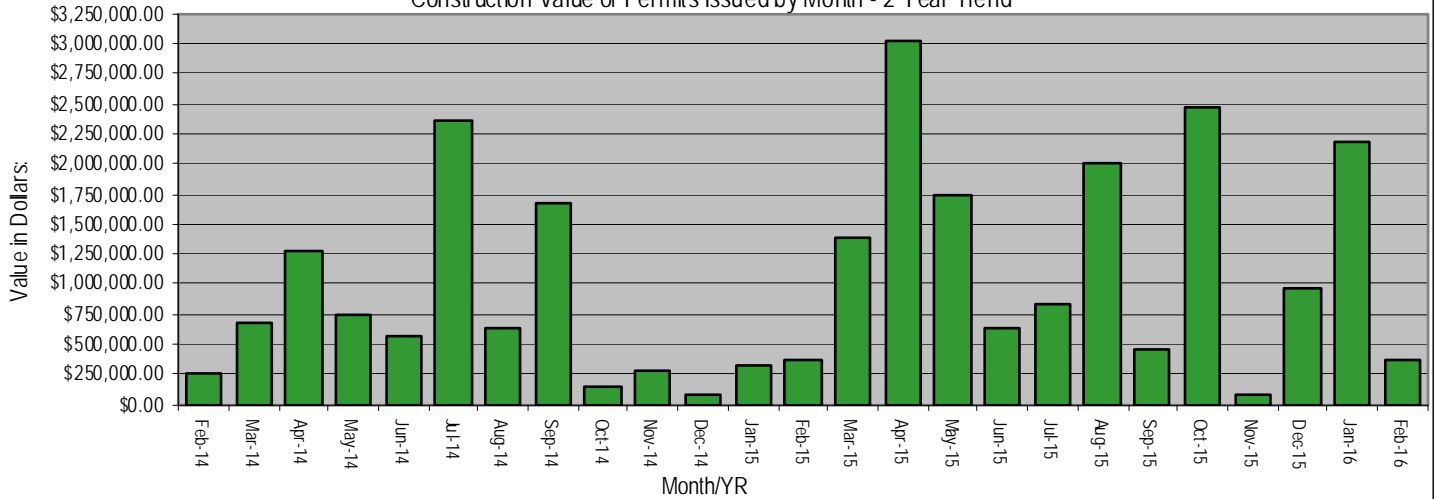
10 Applied  
 7 Revised/Amended  
 8 Issued  
 2 Expired  
 3 Deadfiled  
 0 Denied  
 2 COs Issued

#### Building Codes Activity

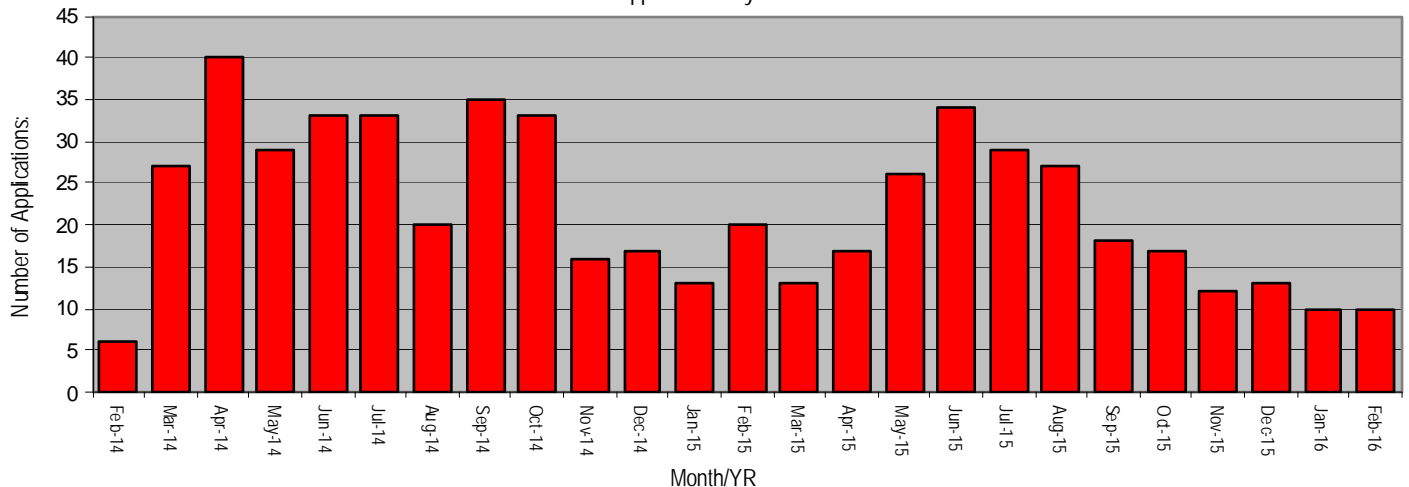
3 Plans Received  
 2 Plans Approved/Released  
 0 In-house Inspections  
 0 Contracted Inspections

### HISTORICAL PERFORMANCE

Construction Value of Permits Issued by Month - 2 Year Trend\*



Number of Permit Applications by Month - 2 Year Trend





# DIVISION OF LAND DEVELOPMENT SERVICES

## Monthly Report – January 2016

### REPORT SUMMARY

#### Subdivision Plats Approved

0 Major  
0 Minor  
0 Total # of lots created

#### Construction Value – Issued

**\$2,190,200<sup>00</sup>** Total

#### Fees Invoiced

**\$1,343.<sup>85</sup>** Land Use  
**\$924.<sup>80</sup>** Building Codes  
**\$600.<sup>00</sup>** ASCD  
**\$50.<sup>00</sup>** MHBGF  
**\$2,918.<sup>65</sup>** Total

#### Board of Zoning Appeals Cases

1 Applied  
0 Denied  
0 Approved  
0 Canceled  
0 Abeyance

#### Floodplain Management

2 Plans Received  
0 Plans Approved

#### Major Site Plans

2 Plans Received  
0 Plans Approved

#### Land Use/Building Permits

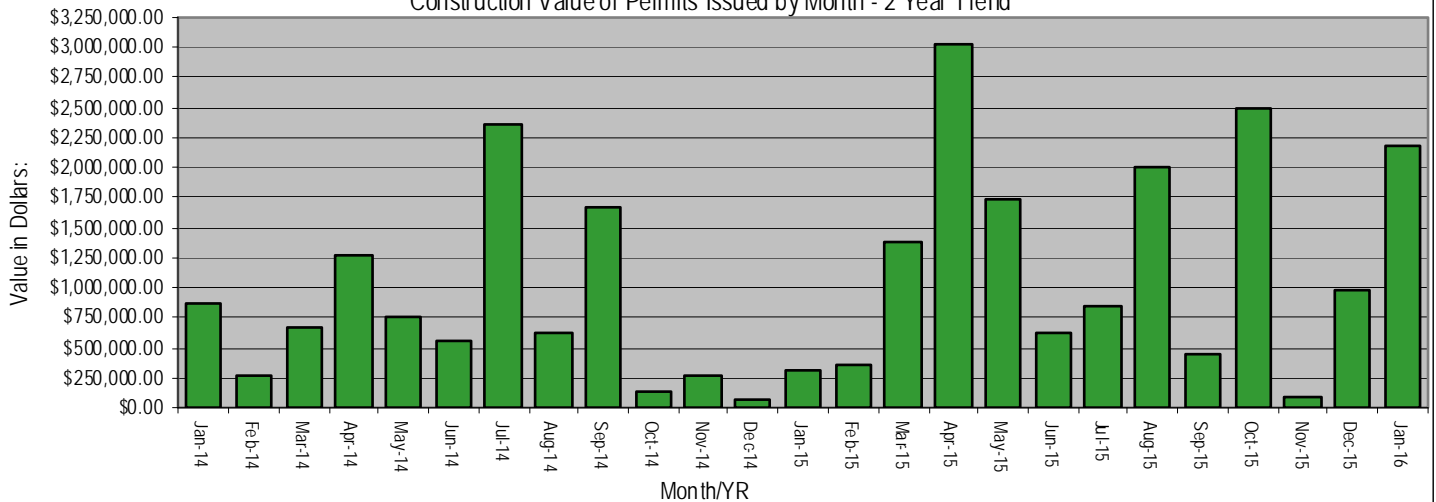
10 Applied  
6 Revised/Amended  
7 Issued  
0 Cancelled/Expired  
1 Deadfiled  
0 Denied  
3 COs Issued

#### Building Codes Activity

2 Plans Received  
2 Plans Approved/Released  
0 In-house Inspections  
0 Contracted Inspections

### HISTORICAL PERFORMANCE

Construction Value of Permits Issued by Month - 2 Year Trend\*



Number of Permit Applications by Month - 2 Year Trend

