



# DIVISION OF LAND DEVELOPMENT SERVICES

## Monthly Report –December 2015

### REPORT SUMMARY

#### Subdivision Plats Approved

**0** Major  
**1** Minor  
**1** Total # of lots created

#### Construction Value – Issued

**\$974,800<sup>00</sup>** Total

#### Fees Invoiced

**\$1,090.<sup>00</sup>** Land Use  
**\$687.<sup>30</sup>** Building Codes  
**\$769.<sup>50</sup>** ASCD  
**\$150.<sup>00</sup>** MHBGF  
**\$2,696.<sup>80</sup>** Total

#### Board of Zoning Appeals Cases

**0** Applied  
**0** Denied  
**0** Approved  
**0** Canceled  
**0** Abeyance

#### Floodplain Management

**0** Plans Received  
**0** Plans Approved

#### Major Site Plans

**1** Plans Received  
**1** Plans Approved

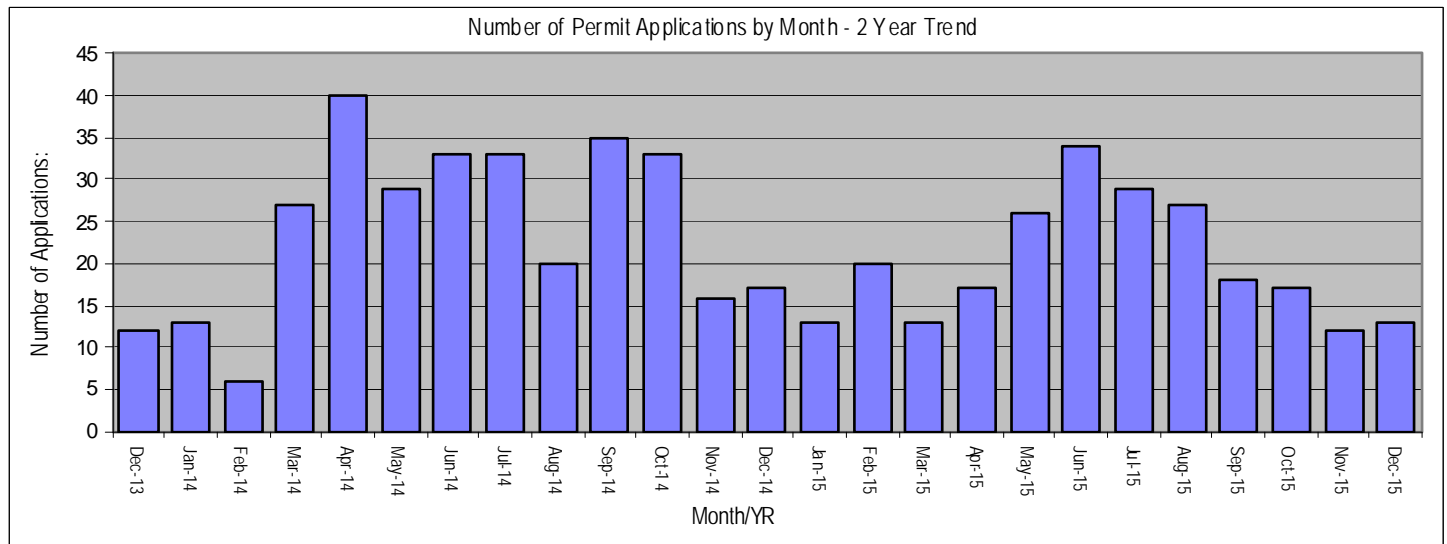
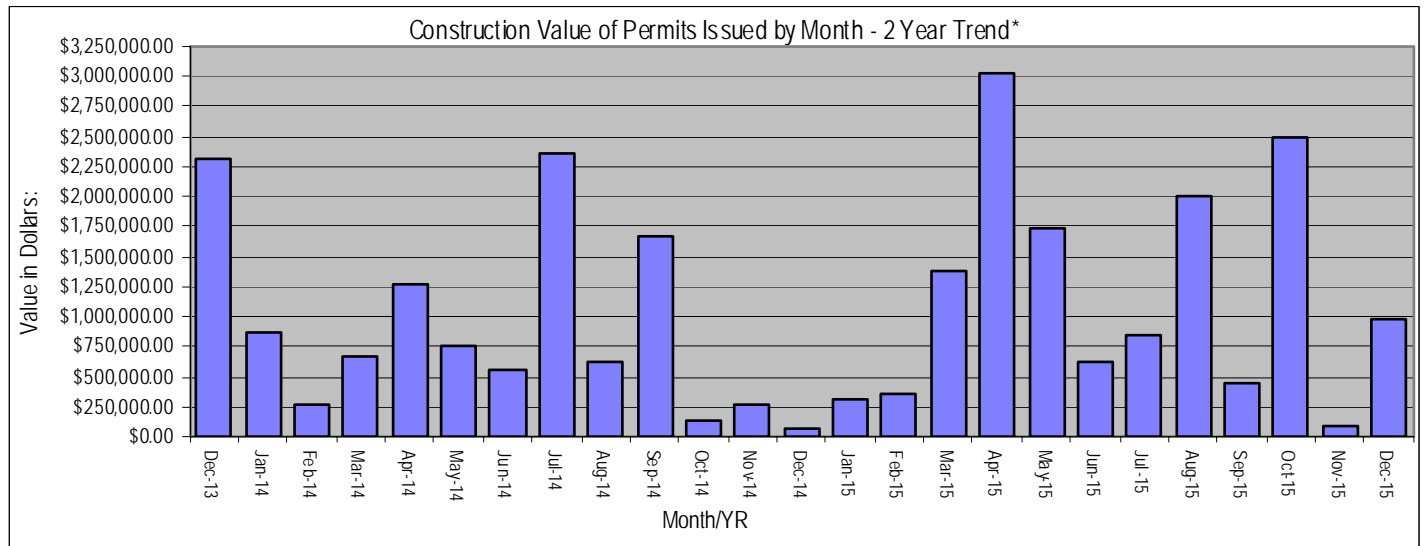
#### Land Use/Building Permits

**13** Applied  
**0** Revised/Amended  
**13** Issued  
**1** Cancelled/Expired  
**0** Deadfiled  
**0** Denied  
**5** COs Issued

#### Building Codes Activity

**5** Plans Received  
**5** Plans Approved/Released  
**0** In-house Inspections  
**0** Contracted Inspections

### HISTORICAL PERFORMANCE





# DIVISION OF LAND DEVELOPMENT SERVICES

## Monthly Report – November 2015

### REPORT SUMMARY

#### Subdivision Plats Approved

0 Major  
0 Minor  
0 Total # of lots created

#### Construction Value – Issued

**\$85,000.<sup>00</sup>** Total

#### Fees Invoiced

**\$325.<sup>00</sup>** Land Use  
**\$234.<sup>55</sup>** Building Codes  
**\$775.<sup>00</sup>** ASCD  
**\$0.<sup>00</sup>** MHBGF  
**\$1,334.<sup>55</sup>** Total

#### Board of Zoning Appeals Cases

0 Applied  
1 Denied  
0 Approved  
0 Canceled  
0 Abeyance

#### Floodplain Management

0 Plans Received  
0 Plans Approved

#### Major Site Plans

0 Plans Received  
1 Plans Approved

#### Land Use/Building Permits

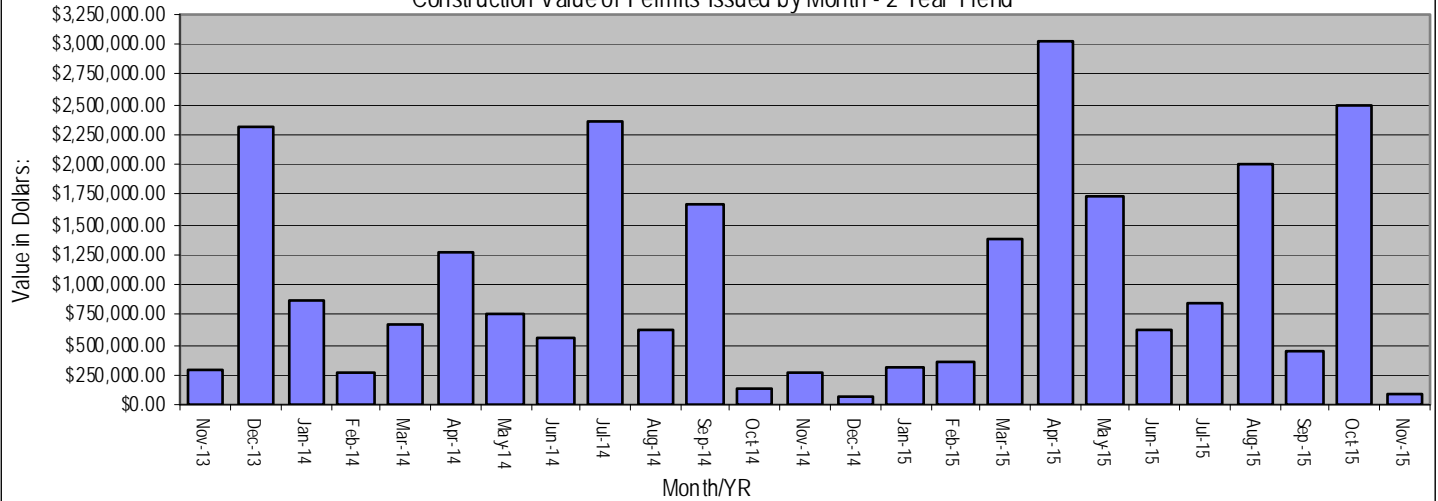
12 Applied  
2 Revised/Amended  
8 Issued  
0 Cancelled/Expired  
1 Deadfiled  
0 Denied  
5 COs Issued

#### Building Codes Activity

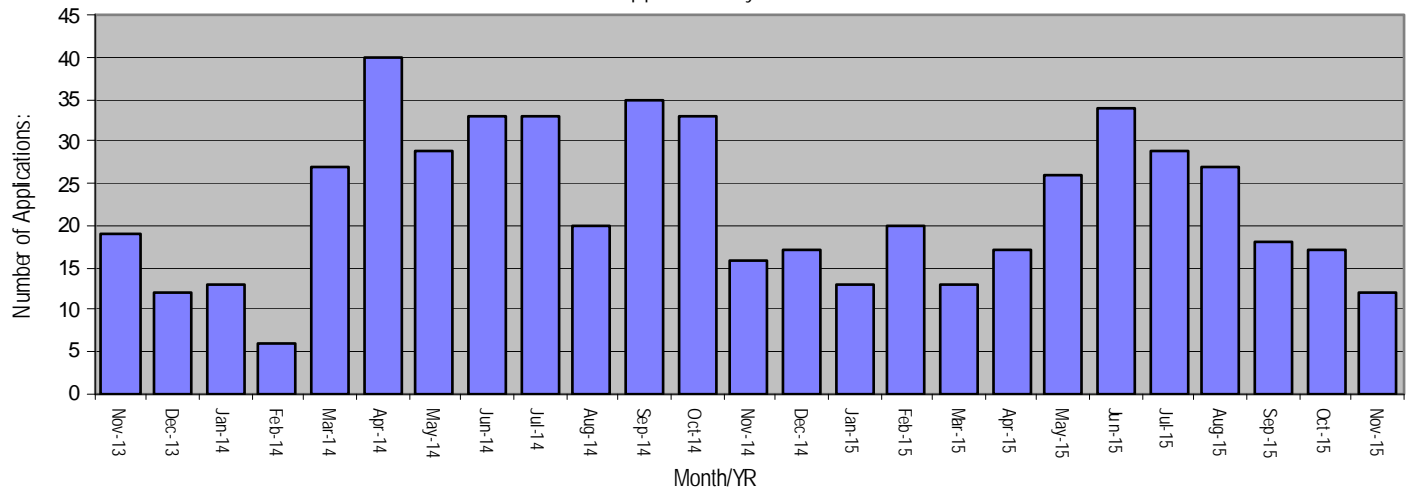
2 Plans Received  
2 Plans Approved/Released  
0 In-house Inspections  
0 Contracted Inspections

### HISTORICAL PERFORMANCE

Construction Value of Permits Issued by Month - 2 Year Trend\*



Number of Permit Applications by Month - 2 Year Trend





# DIVISION OF LAND DEVELOPMENT SERVICES

## Monthly Report – October 2015

### REPORT SUMMARY

#### Subdivision Plats Approved

0 Major  
0 Minor  
0 Total # of lots created

#### Construction Value – Issued

**\$2,479,700.<sup>00</sup>** Total

#### Fees Invoiced

**\$5,610.<sup>30</sup>** Land Use  
**\$1,305.<sup>80</sup>** Building Codes  
**\$1,750.<sup>00</sup>** ASCD  
**\$100.<sup>00</sup>** MHBGF  
**\$8,766.<sup>10</sup>** Total

#### Board of Zoning Appeals Cases

0 Applied  
0 Denied  
0 Approved  
0 Canceled  
0 Abeyance

#### Floodplain Management

0 Plans Received  
0 Plans Approved

#### Major Site Plans

3 Plans Received  
0 Plans Approved

#### Land Use/Building Permits

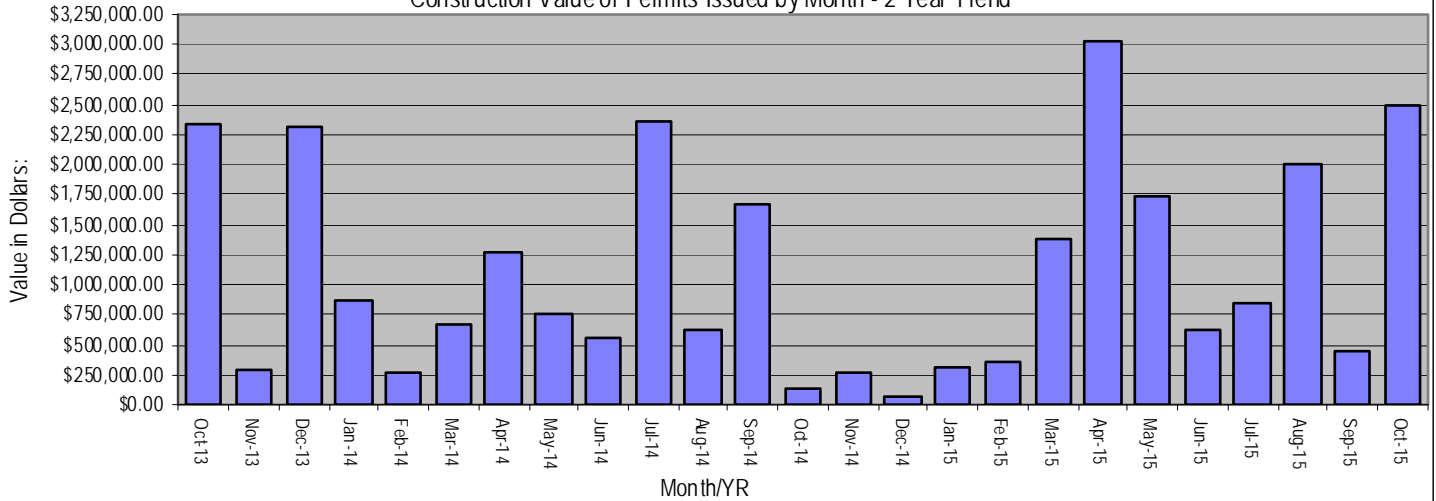
17 Applied  
8 Revised/Amended  
18 Issued  
0 Cancelled/Expired  
2 Deadfiled  
0 Denied  
4 COs Issued

#### Building Codes Activity

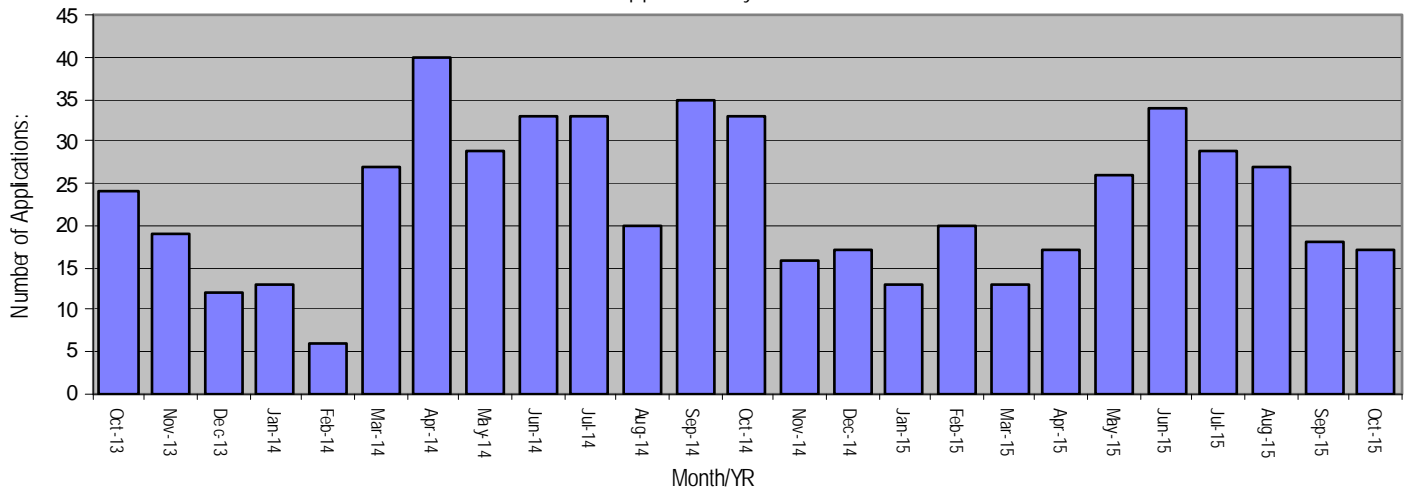
5 Plans Received  
5 Plans Approved/Released  
0 In-house Inspections  
0 Contracted Inspections

### HISTORICAL PERFORMANCE

Construction Value of Permits Issued by Month - 2 Year Trend\*



Number of Permit Applications by Month - 2 Year Trend





# DIVISION OF LAND DEVELOPMENT SERVICES

## Monthly Report – September 2015

### REPORT SUMMARY

#### Subdivision Plats Approved

0 Major  
0 Minor  
0 Total # of lots created

#### Construction Value – Issued

**\$446,905.<sup>00</sup>** Total

#### Fees Invoiced

**\$855.<sup>00</sup>** Land Use  
**\$403.<sup>20</sup>** Building Codes  
**\$1,787.<sup>50</sup>** ASCD  
**\$100.<sup>00</sup>** MHBGF  
**\$3,145.<sup>70</sup>** Total

#### Board of Zoning Appeals Cases

0 Applied  
0 Denied  
0 Approved  
0 Canceled  
0 Abeyance

#### Floodplain Management

0 Plans Received  
0 Plans Approved

#### Major Site Plans

2 Plans Received  
3 Plans Approved

#### Land Use/Building Permits

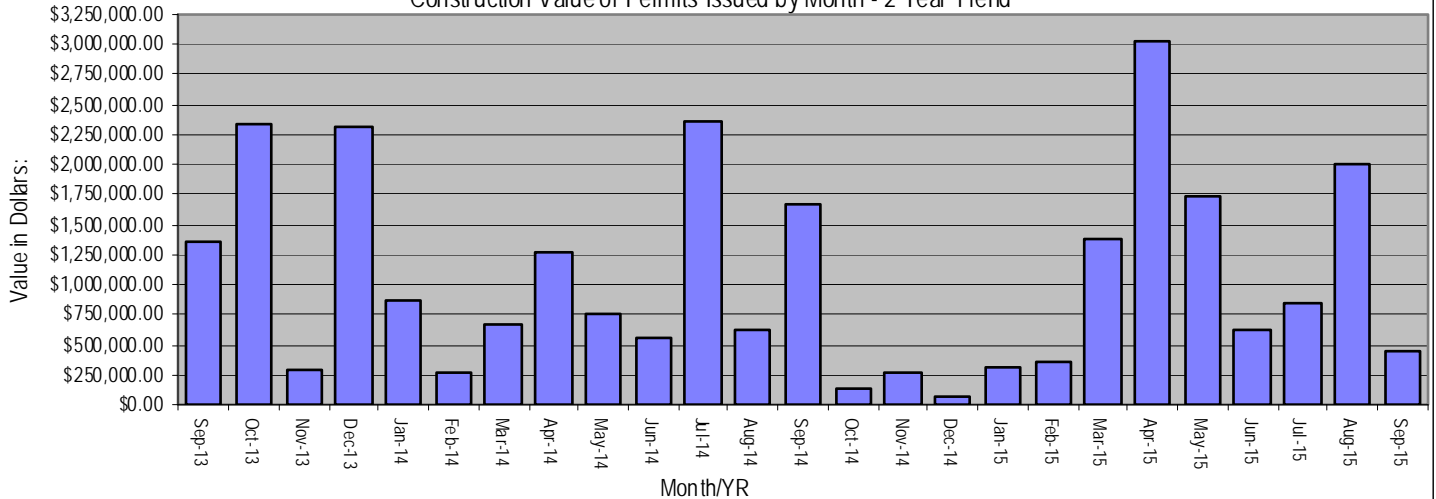
18 Applied  
11 Revised/Amended  
23 Issued  
2 Cancelled/Expired  
2 Deadfiled  
0 Denied  
4 COs Issued

#### Building Codes Activity

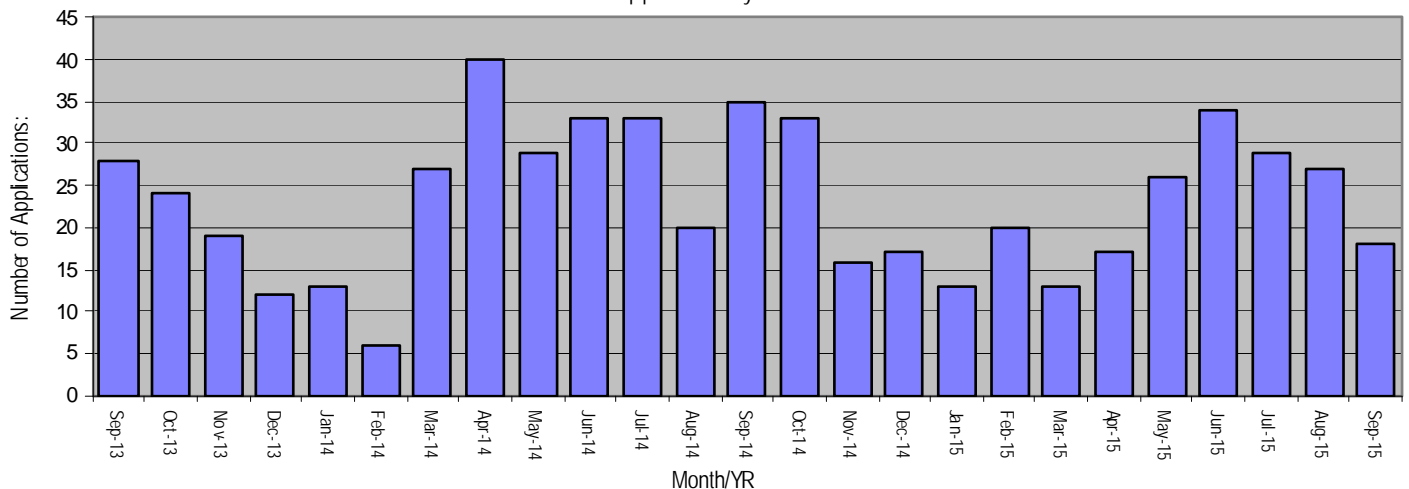
6 Plans Received  
6 Plans Approved/Released  
0 In-house Inspections  
0 Contracted Inspections

### HISTORICAL PERFORMANCE

Construction Value of Permits Issued by Month - 2 Year Trend\*



Number of Permit Applications by Month - 2 Year Trend





# DIVISION OF LAND DEVELOPMENT SERVICES

## Monthly Report – August 2015

### REPORT SUMMARY

#### Subdivision Plats Approved

**0** Major  
**1** Minor  
**1** Total # of lots created

#### Construction Value – Issued

**\$1,998,500.<sup>00</sup>** Total

#### Fees Invoiced

**\$3,324.<sup>47</sup>** Land Use  
**\$984.<sup>40</sup>** Building Codes  
**\$1,810.<sup>00</sup>** ASCD  
**\$50.<sup>00</sup>** MHBGF  
**\$6,168.<sup>87</sup>** Total

#### Board of Zoning Appeals Cases

**0** Applied  
**0** Denied  
**0** Approved  
**0** Canceled  
**0** Abeyance

#### Floodplain Management

**0** Plans Received  
**0** Plans Approved

#### Major Site Plans

**6** Plans Received  
**1** Plans Approved

#### Land Use/Building Permits

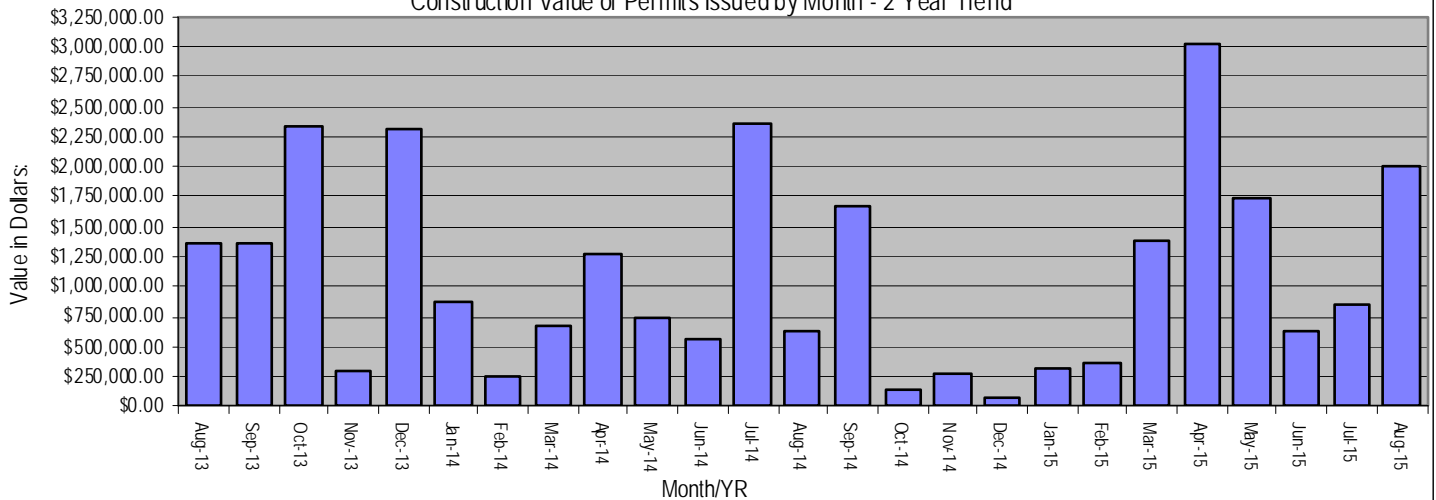
**27** Applied  
**1** Revised/Amended  
**22** Issued  
**1** Cancelled/Expired  
**1** Deadfiled  
**0** Denied  
**6** COs Issued

#### Building Codes Activity

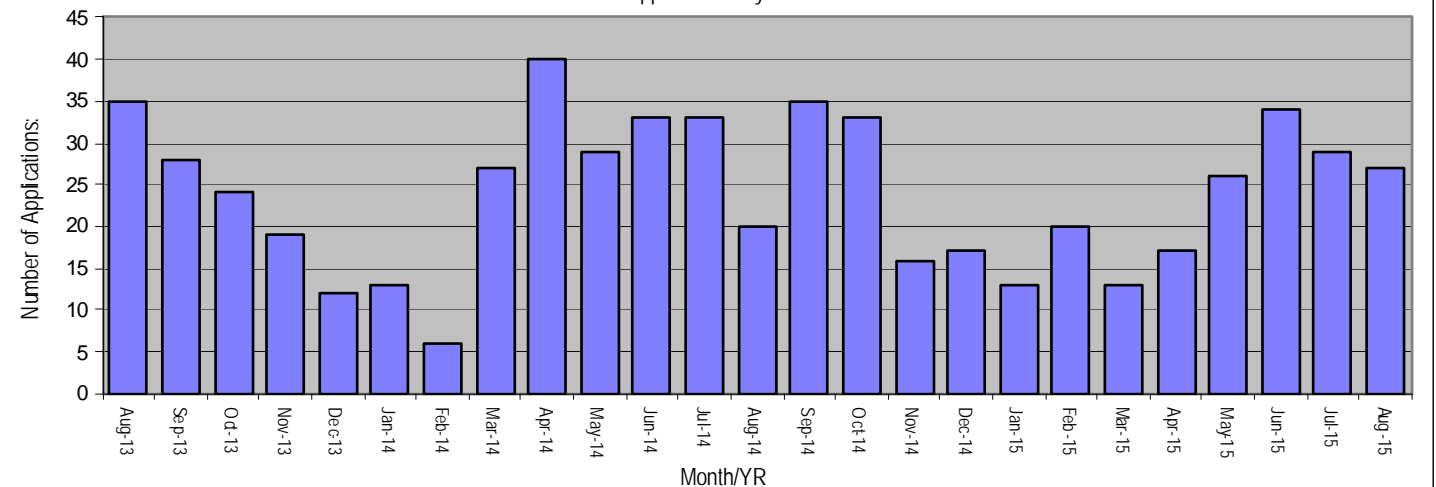
**5** Plans Received  
**4** Plans Approved/Released  
**0** In-house Inspections  
**0** Contracted Inspections

### HISTORICAL PERFORMANCE

Construction Value of Permits Issued by Month - 2 Year Trend\*



Number of Permit Applications by Month - 2 Year Trend





# DIVISION OF LAND DEVELOPMENT SERVICES

## Monthly Report – July 2015

### REPORT SUMMARY

#### Subdivision Plats Approved

0 Major  
0 Minor  
0 Total # of lots created

#### Construction Value – Issued

**\$841,500.<sup>00</sup>** Total

#### Fees Invoiced

**\$1,440.<sup>00</sup>** Land Use  
**\$758.<sup>65</sup>** Building Codes  
**\$1,237.<sup>50</sup>** ASCD  
**\$200.<sup>00</sup>** MHBGF  
**\$3,636.<sup>15</sup>** Total

#### Board of Zoning Appeals Cases

2 Applied  
0 Denied  
0 Approved  
0 Canceled  
0 Abeyance

#### Floodplain Management

0 Plans Received  
0 Plans Approved

#### Major Site Plans

2 Plans Received  
1 Plans Approved

#### Land Use/Building Permits

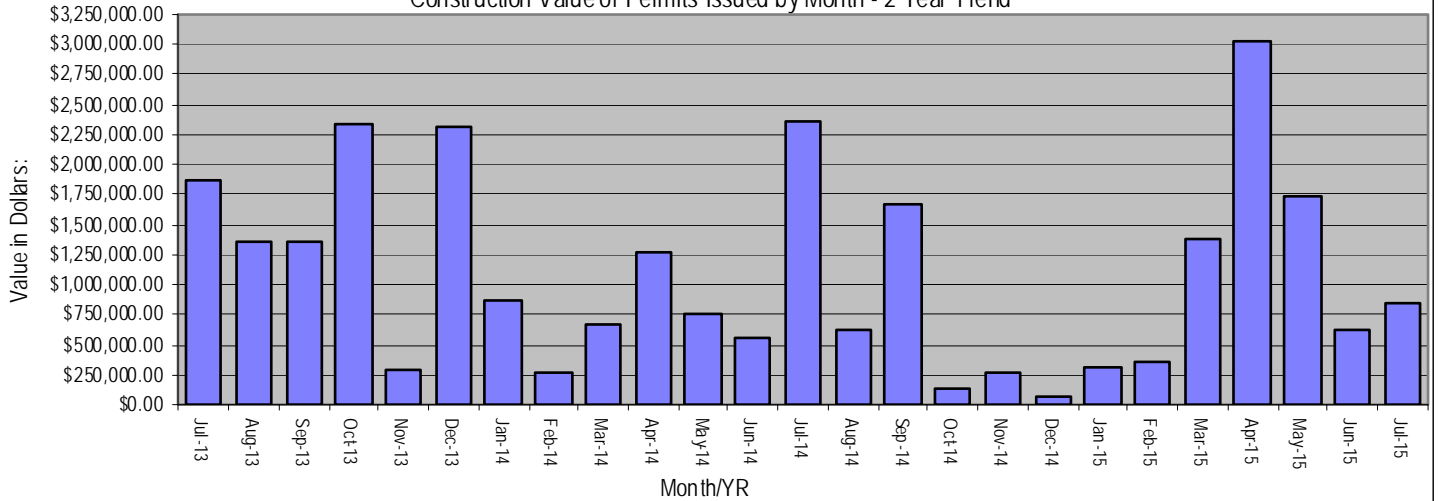
29 Applied  
1 Revised/Amended  
24 Issued  
0 Cancelled/Expired  
0 Deadfiled  
0 Denied  
2 COs Issued

#### Building Codes Activity

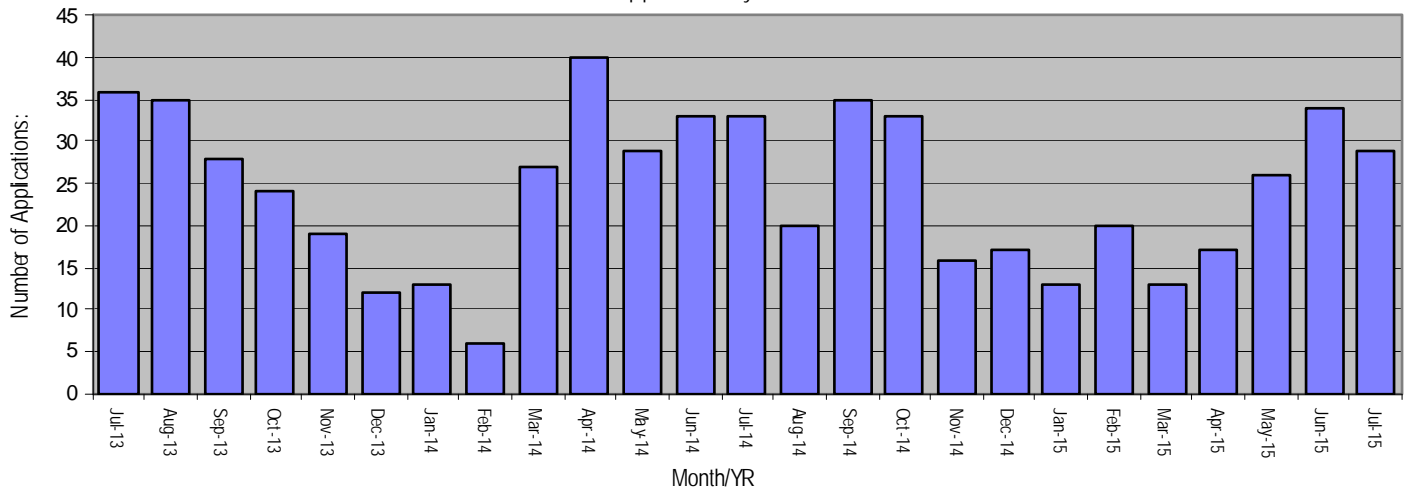
3 Plans Received  
7 Plans Approved/Released  
0 In-house Inspections  
0 Contracted Inspections

### HISTORICAL PERFORMANCE

Construction Value of Permits Issued by Month - 2 Year Trend\*



Number of Permit Applications by Month - 2 Year Trend





# DIVISION OF LAND DEVELOPMENT SERVICES

## Monthly Report – June 2015

### REPORT SUMMARY

#### Subdivision Plats Approved

**0** Major  
**2** Minor  
**2** Total # of lots created

#### Construction Value – Issued

**\$623,475.<sup>00</sup>** Total

#### Fees Invoiced

**\$1,155.<sup>00</sup>** Land Use  
**\$606.<sup>95</sup>** Building Codes  
**\$849.<sup>50</sup>** ASCD  
**\$100.<sup>00</sup>** MHBGF  
**\$2,711.<sup>45</sup>** Total

#### Board of Zoning Appeals Cases

**0** Applied  
**0** Denied  
**1** Approved  
**0** Canceled  
**0** Abeyance

#### Floodplain Management

**0** Plans Received  
**0** Plans Approved

#### Major Site Plans

**3** Plans Received  
**1** Plans Approved

#### Land Use/Building Permits

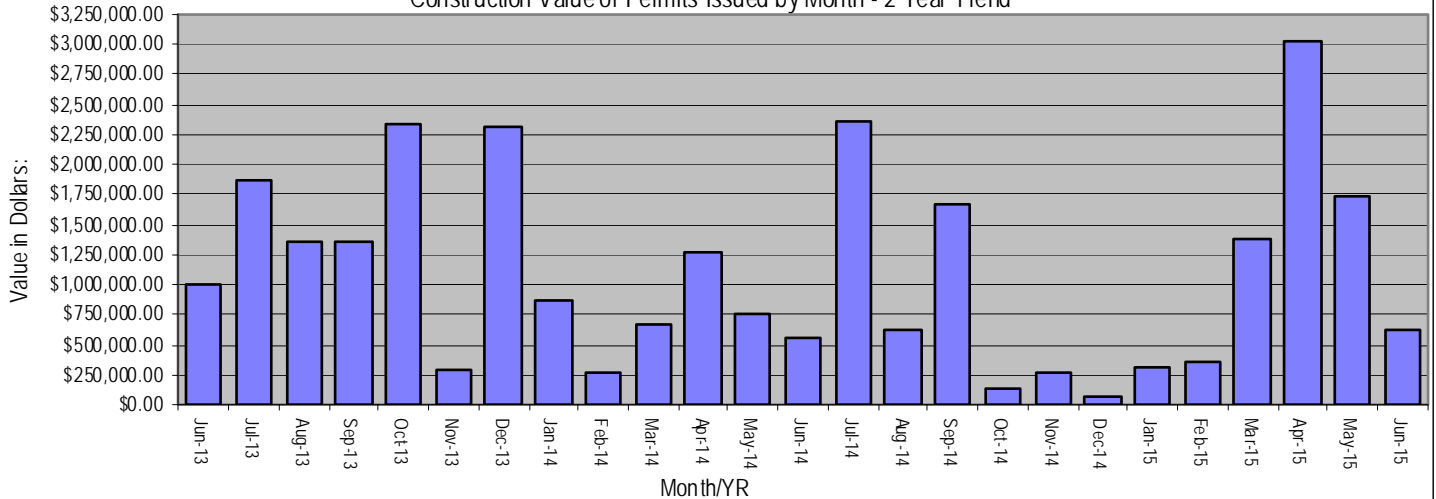
**34** Applied  
**1** Revised/Amended  
**24** Issued  
**3** Cancelled/Expired  
**4** Deadfiled  
**0** Denied  
**3** COs Issued

#### Building Codes Activity

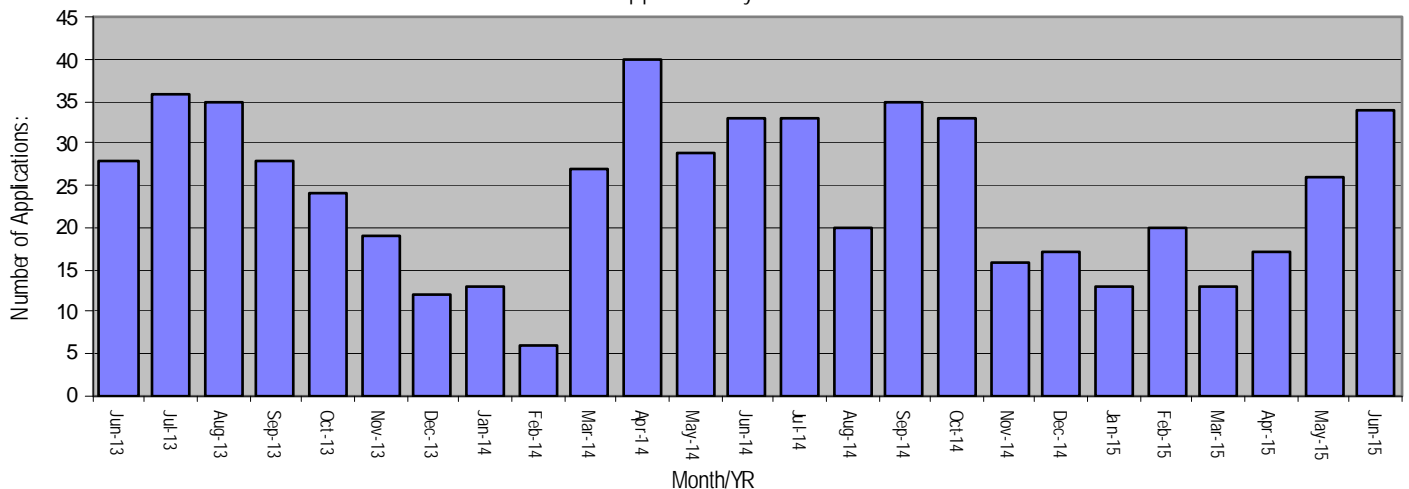
**17** Plans Received  
**7** Plans Approved/Released  
**0** In-house Inspections  
**0** Contracted Inspections

### HISTORICAL PERFORMANCE

Construction Value of Permits Issued by Month - 2 Year Trend\*



Number of Permit Applications by Month - 2 Year Trend





# DIVISION OF LAND DEVELOPMENT SERVICES

## Monthly Report – May 2015

### REPORT SUMMARY

#### Subdivision Plats Approved

0 Major  
 1 Minor  
 1 Total # of lots created

#### Construction Value – Issued

**\$1,730,700.<sup>00</sup>** Total

#### Fees Invoiced

**\$5,506.<sup>13</sup>** Land Use  
**\$1,066.<sup>70</sup>** Building Codes  
**\$1,000.<sup>00</sup>** ASCD  
**\$50.<sup>00</sup>** MHBGF  
**\$7,622.<sup>83</sup>** Total

#### Board of Zoning Appeals Cases

1 Applied  
 0 Denied  
 0 Approved  
 0 Canceled  
 0 Abeyance

#### Floodplain Management

0 Plans Received  
 0 Plans Approved

#### Major Site Plans

1 Plans Received  
 2 Plans Approved

#### Land Use/Building Permits

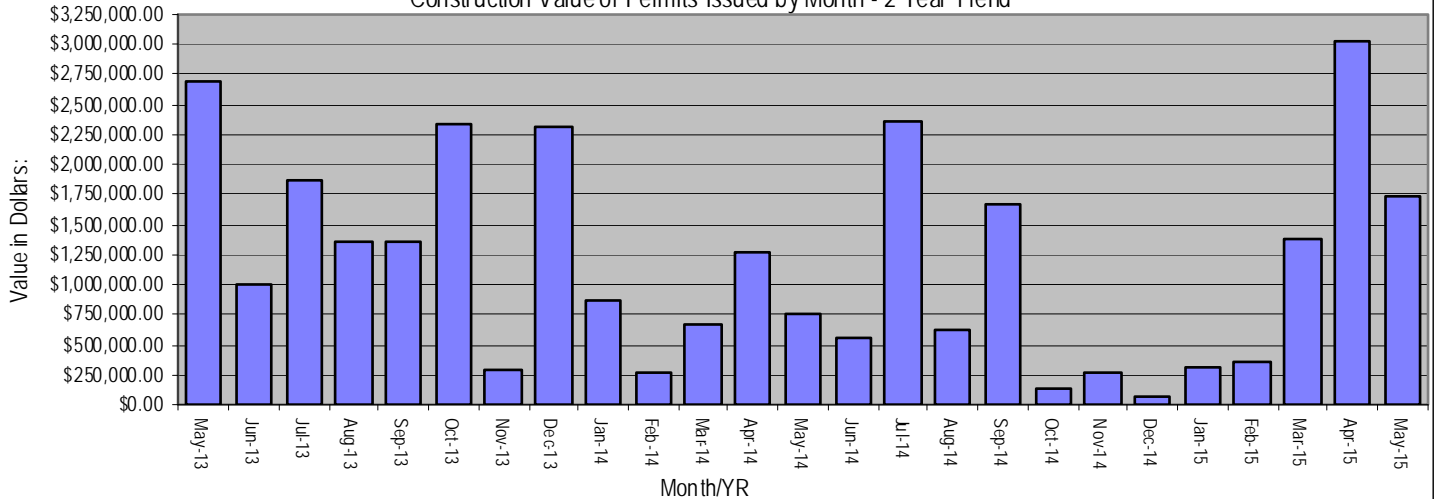
**26** Applied  
**6** Revised/Amended  
**22** Issued  
**1** Cancelled/Expired  
**3** Deadfiled  
**1** Denied  
**1** COs Issued

#### Building Codes Activity

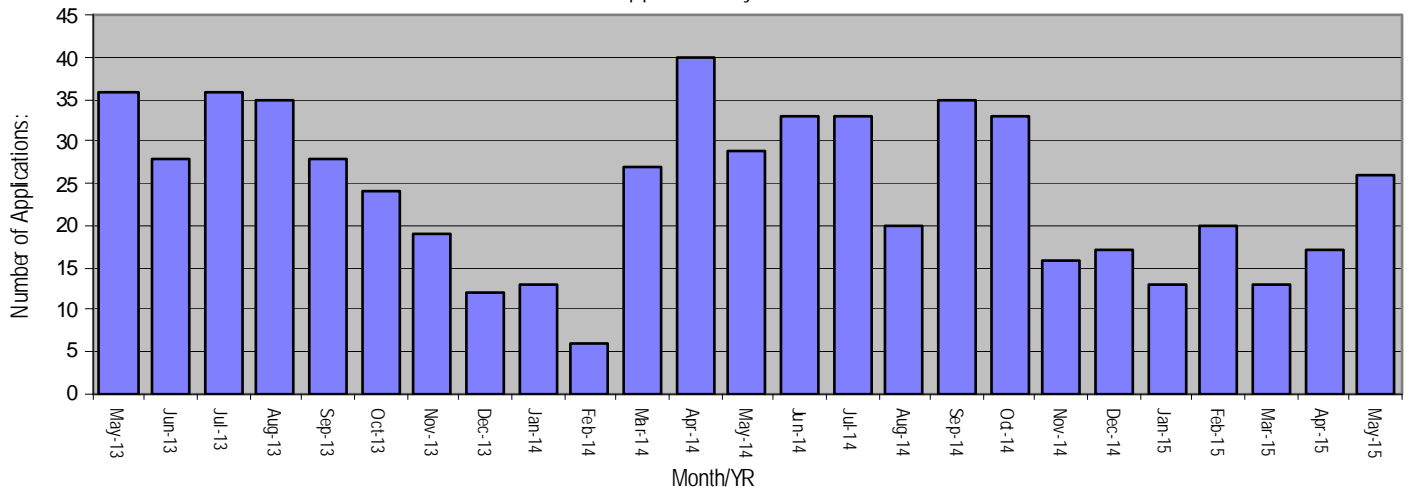
**7** Plans Received  
**2** Plans Approved/Released  
**0** In-house Inspections  
**0** Contracted Inspections

### HISTORICAL PERFORMANCE

Construction Value of Permits Issued by Month - 2 Year Trend\*



Number of Permit Applications by Month - 2 Year Trend







# DIVISION OF LAND DEVELOPMENT SERVICES

## Monthly Report – April 2015

### REPORT SUMMARY

#### Subdivision Plats Approved

0 Major  
0 Minor  
0 Total # of lots created

#### Construction Value – Issued

**\$3,024,995.<sup>00</sup>** Total

#### Fees Invoiced

**\$2,020.<sup>00</sup>** Land Use  
**2,654.<sup>59</sup>** Building Codes  
**\$1,639.<sup>50</sup>** ASCD  
**\$200.<sup>00</sup>** MHBGF  
**\$6,514.<sup>09</sup>** Total

#### Board of Zoning Appeals Cases

0 Applied  
0 Denied  
0 Approved  
0 Canceled  
0 Abeyance

#### Floodplain Management

3 Plans Received  
2 Plans Approved

#### Major Site Plans

1 Plans Received  
0 Plans Approved

#### Land Use/Building Permits

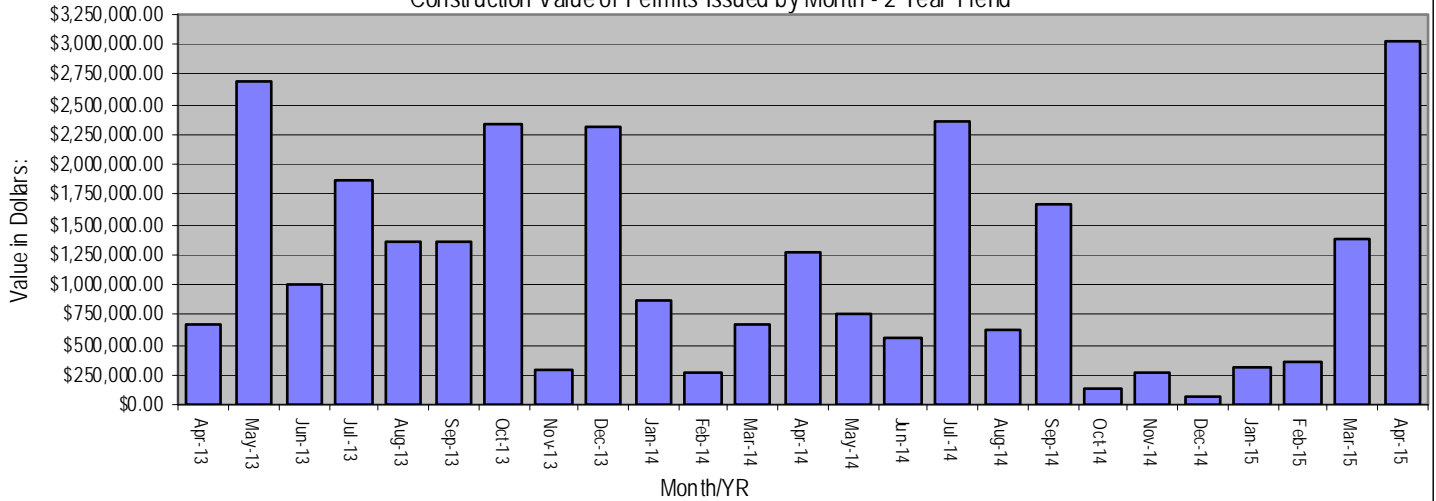
17 Applied  
4 Revised/Amended  
22 Issued  
1 Cancelled/Expired  
1 Deadfiled  
0 Denied  
6 COs Issued

#### Building Codes Activity

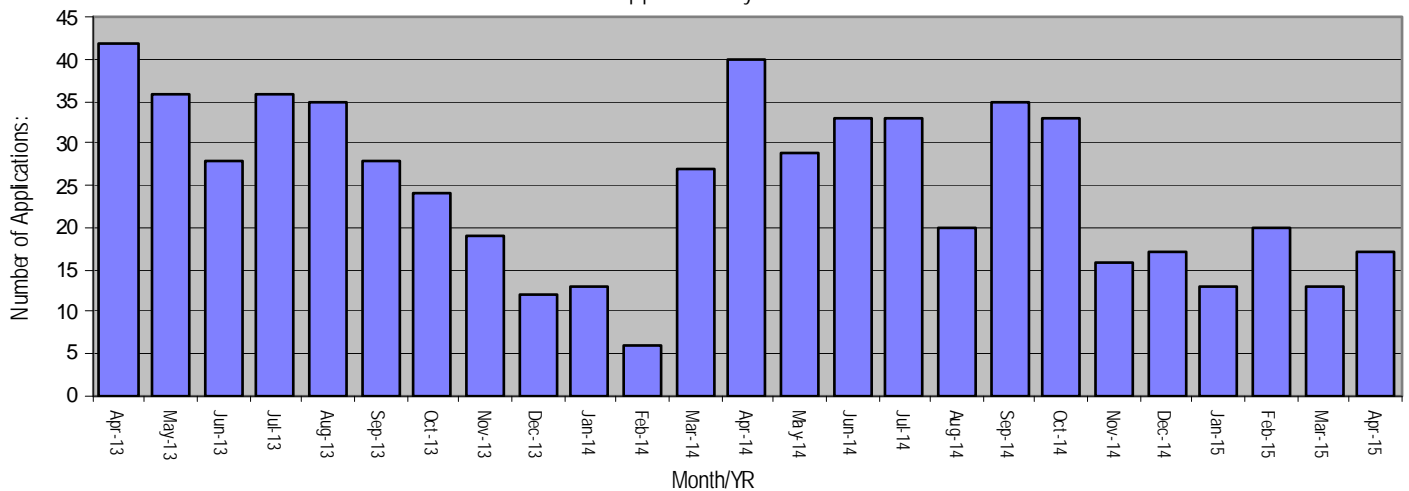
6 Plans Received  
6 Plans Approved/Released  
0 In-house Inspections  
0 Contracted Inspections

### HISTORICAL PERFORMANCE

Construction Value of Permits Issued by Month - 2 Year Trend\*



Number of Permit Applications by Month - 2 Year Trend





# DIVISION OF LAND DEVELOPMENT SERVICES

## Monthly Report – March 2015

### REPORT SUMMARY

#### Subdivision Plats Approved

0 Major  
2 Minor  
3 Total # of lots created

#### Construction Value – Issued

**\$1,378,300.<sup>00</sup>** Total

#### Fees Invoiced

**\$2,160.<sup>00</sup>** Land Use  
**\$701.<sup>35</sup>** Building Codes  
**\$1,450.<sup>00</sup>** ASCD  
**\$100.<sup>00</sup>** MHBGF  
**\$4,411.<sup>35</sup>** Total

#### Board of Zoning Appeals Cases

0 Applied  
0 Denied  
1 Approved  
0 Canceled  
0 Abeyance

#### Floodplain Management

0 Plans Received  
0 Plans Approved

#### Major Site Plans

2 Plans Received  
1 Plans Approved

#### Land Use/Building Permits

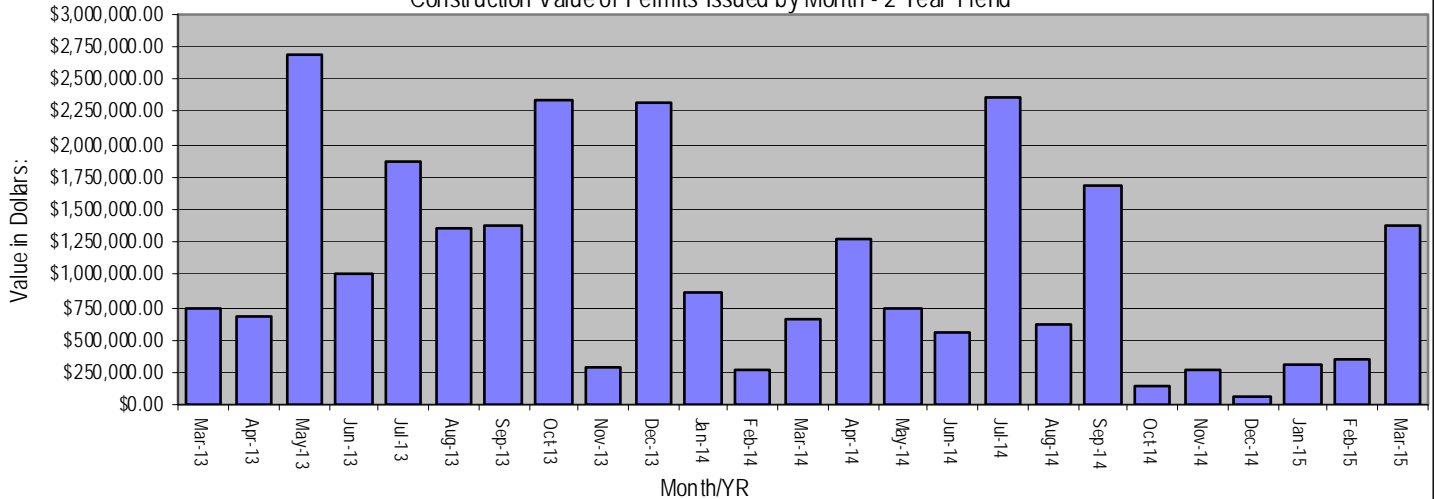
13 Applied  
2 Revised/Amended  
16 Issued  
0 Cancelled/Expired  
3 Deadfiled  
2 Denied  
3 COs Issued

#### Building Codes Activity

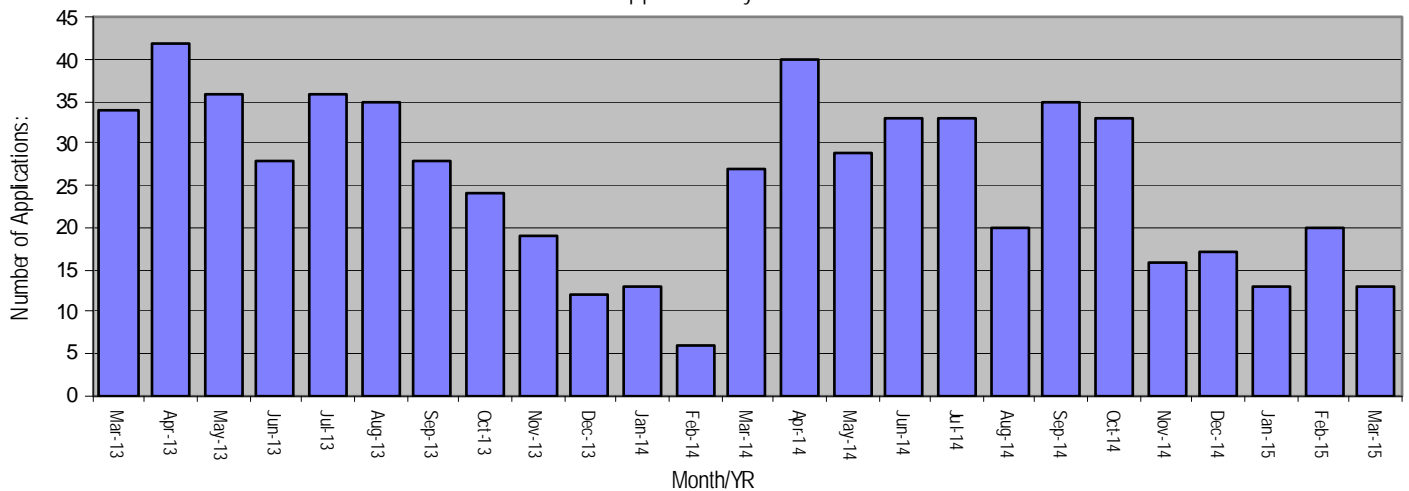
6 Plans Received  
6 Plans Approved/Released  
0 In-house Inspections  
0 Contracted Inspections

### HISTORICAL PERFORMANCE

Construction Value of Permits Issued by Month - 2 Year Trend\*



Number of Permit Applications by Month - 2 Year Trend





# DIVISION OF LAND DEVELOPMENT SERVICES

## Monthly Report – February 2015

### REPORT SUMMARY

#### Subdivision Plats Approved

0 Major  
 1 Minor  
 4 Total # of lots created

#### Construction Value – Issued

**\$358,100.<sup>00</sup>** Total

#### Fees Invoiced

**\$775.<sup>00</sup>** Land Use  
**\$313.<sup>20</sup>** Building Codes  
**\$835.<sup>00</sup>** ASCD  
**\$100.<sup>00</sup>** MHBGF  
**\$2,023.<sup>20</sup>** Total

#### Board of Zoning Appeals Cases

0 Applied  
 0 Denied  
 0 Approved  
 0 Canceled  
 0 Abeyance

#### Floodplain Management

1 Plans Received  
 0 Plans Approved

#### Major Site Plans

2 Plans Received  
 3 Plans Approved

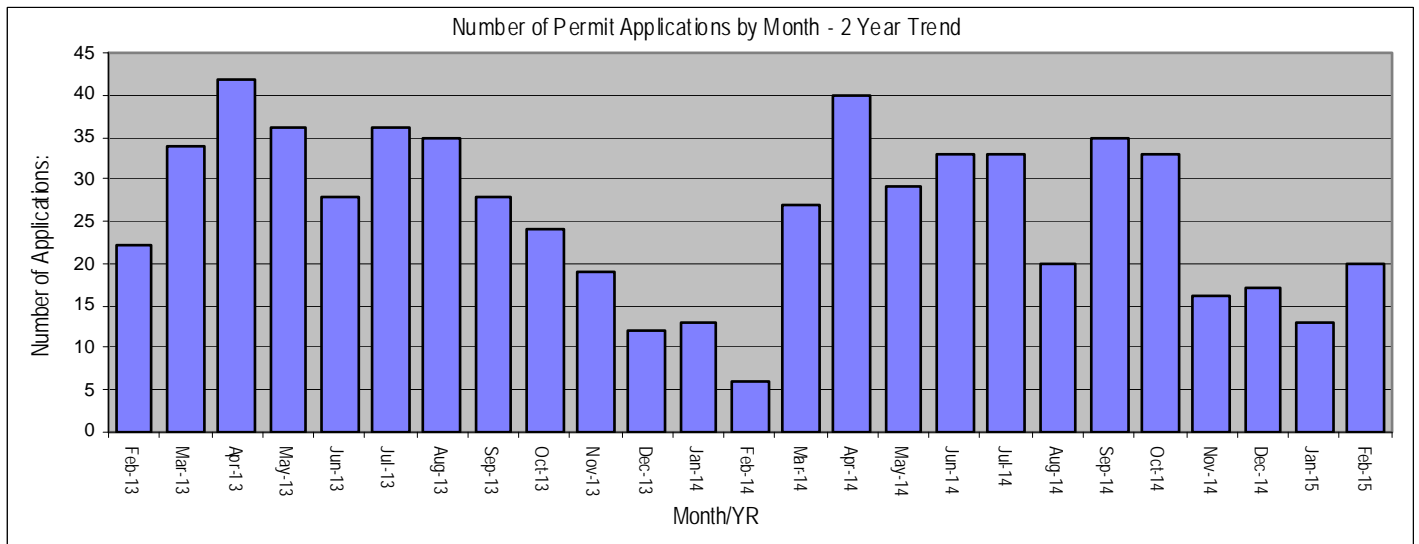
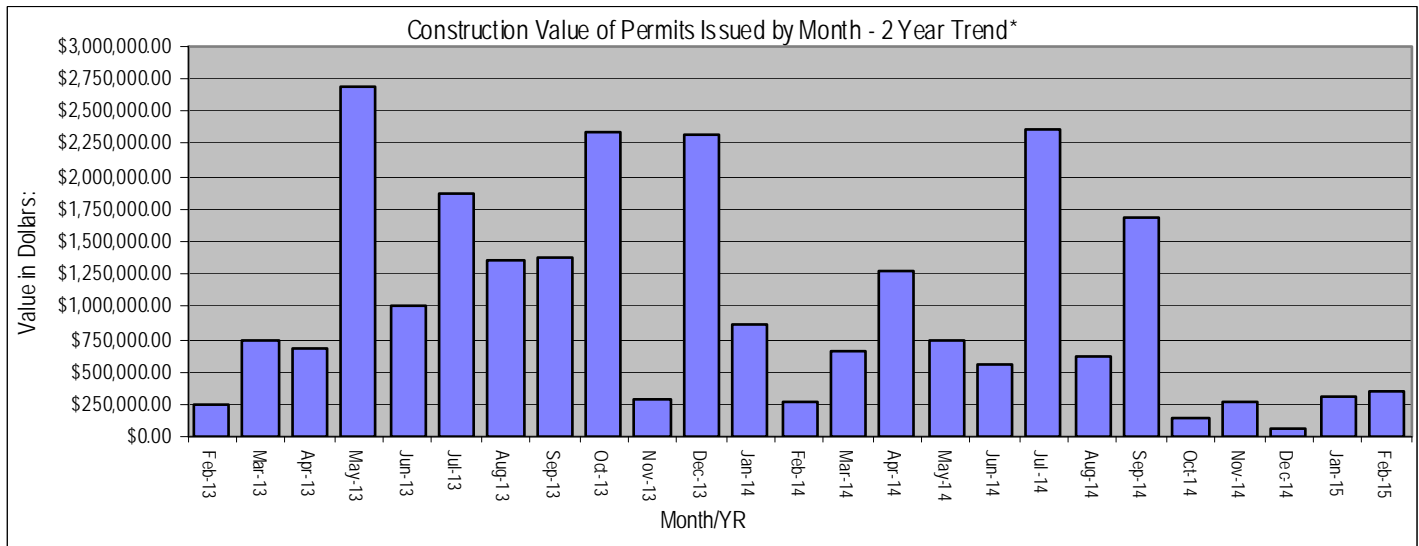
#### Land Use/Building Permits

20 Applied  
 1 Revised/Amended  
 11 Issued  
 1 Cancelled/Expired  
 1 Deadfiled  
 0 Denied  
 2 COs Issued

#### Building Codes Activity

4 Plans Received  
 4 Plans Approved/Released  
 0 In-house Inspections  
 0 Contracted Inspections

### HISTORICAL PERFORMANCE





# DIVISION OF LAND DEVELOPMENT SERVICES

## Monthly Report – January 2015

### REPORT SUMMARY

#### Subdivision Plats Approved

1 Major  
 0 Minor  
 0 Total # of lots created

#### Construction Value – Issued

**\$319,000.<sup>00</sup>** Total

#### Fees Invoiced

**\$2,780.<sup>00</sup>** Land Use  
**\$351.<sup>94</sup>** Building Codes  
**\$2,030.<sup>00</sup>** ASCD  
**\$0.<sup>00</sup>** MHBGF  
**\$5,161.<sup>94</sup>** Total

#### Board of Zoning Appeals Cases

1 Applied  
 0 Denied  
 0 Approved  
 0 Canceled  
 0 Abeyance

#### Floodplain Management

0 Plans Received  
 0 Plans Approved

#### Major Site Plans

0 Plans Received  
 4 Plans Approved

#### Land Use/Building Permits

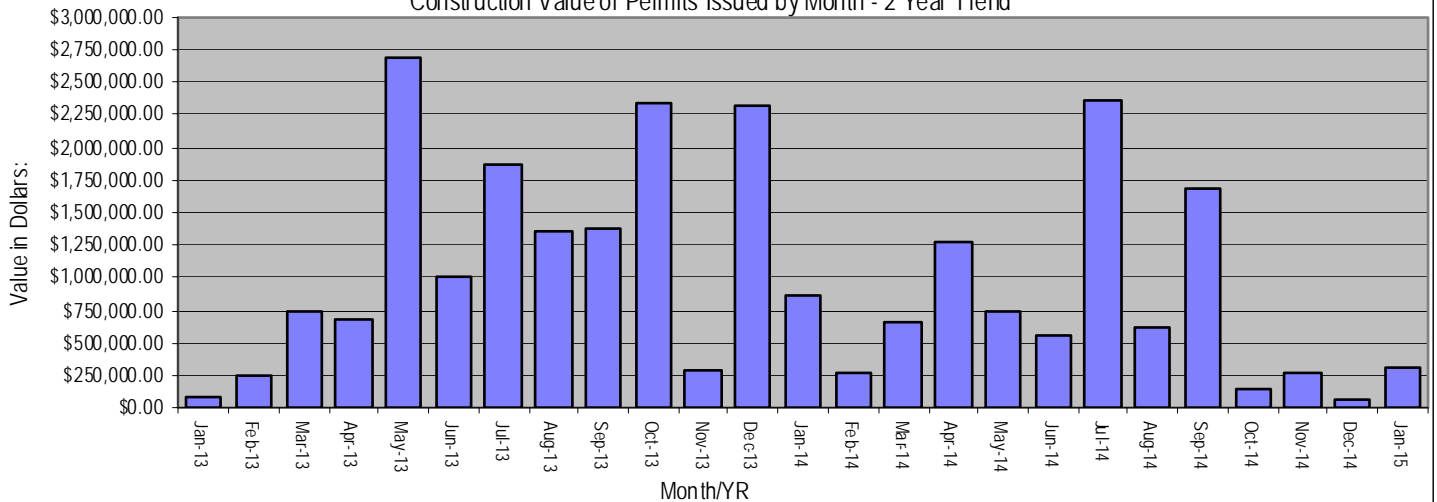
13 Applied  
 1 Revised/Amended  
 12 Issued  
 2 Cancelled/Expired  
 1 Deadfiled  
 1 Denied  
 4 COs Issued

#### Building Codes Activity

6 Plans Received  
 6 Plans Approved/Released  
 0 In-house Inspections  
 0 Contracted Inspections

### HISTORICAL PERFORMANCE

Construction Value of Permits Issued by Month - 2 Year Trend\*



Number of Permit Applications by Month - 2 Year Trend

