



DEPARTMENT OF PLANNING & ZONING

Monthly Report Summary- June 2024

OFFICE OF CODE ENFORCEMENT

OCE Files

10	OCE Files Created
8	OCE Files Closed
59	OCE Field Investigations
0	Liens Filed

Field Work

0	Citations
0	Abatements
0	Demolitions

Abatement Hearings Cases

2	Abatement Hearings Scheduled
0	Abatement Hearings Executed
1	Abatement Orders pending
0	Abatement Orders received
0	Abatement Orders (Executed)

Funds

0.00	Expenditures (T)
100.00	Fines/Fees Collected

OFFICE OF PERMITTING & LICENSING

Subdivision Plats Approved

0	Major
1	Minor
1	Total # of lots created

Construction Value – Issued

\$915,220.00 Total

Floodplain Management

0	Plans Received
0	Plans Approved

Major Site Plans

4	Plans Received
0	Plans Approved

Board of Zoning Appeals Cases

1	Applied
0	Denied
0	Approved
0	Cancelled
0	Remanded (Continuance)

Fees Invoiced

\$150.00	BOZA
\$1158.00	Land Use
\$1798.00	Building Codes
\$2867.00	ASCD
\$150.00	MHBGF
\$0.00	SWM
\$6,123.00	Total

Land Use/Building Permits

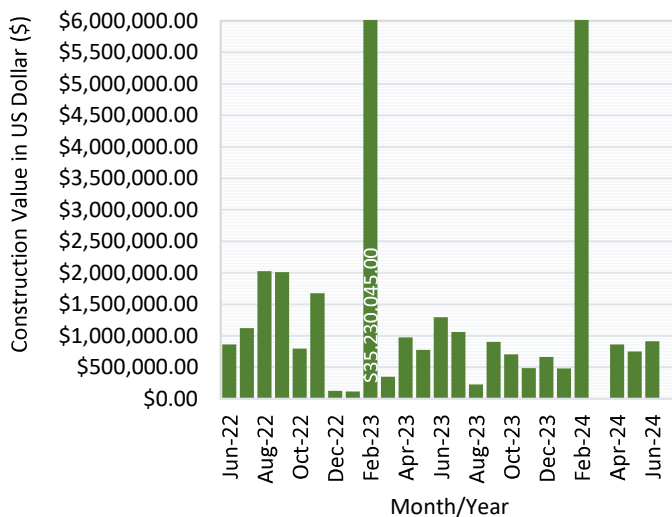
27	Applied
3	Revised
19	Issued
5	Cancelled
0	Denied
4	Deadfiled
0	Expired
5	COs Issued

Building Codes Activity

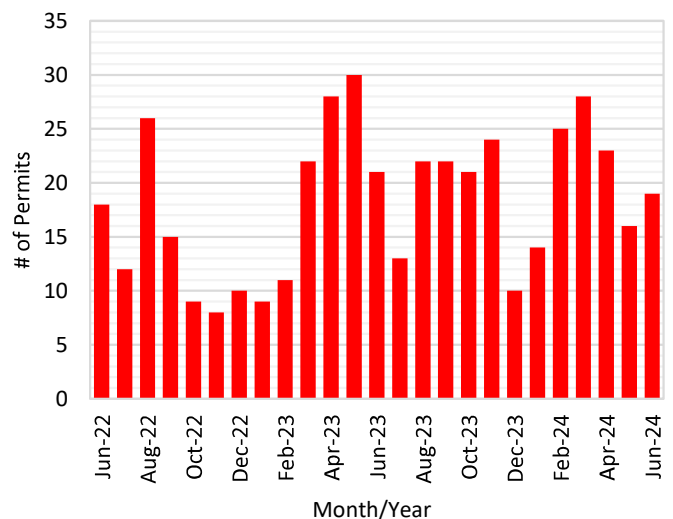
8	Plans Received
7	Plans Approved/Released
0	In-house Inspections
0	Contracted Inspections

Graphs: Historic Performance | OP&L

Authorized Construction/Value by Month
Two Year Trend



Number of Permits Issued by Month
Two Year Trend





DEPARTMENT OF PLANNING & ZONING

Monthly Report Summary- May 2024

OFFICE OF CODE ENFORCEMENT

OCE Files

21 OCE Files Created
8 OCE Files Closed
47 OCE Field Investigations
0 Liens Filed

Field Work

0 Citations
0 Abatements
0 Demolitions

Abatement Hearings Cases

0 Abatement Hearings Scheduled
0 Abatement Hearings Executed
1 Abatement Orders pending
0 Abatement Orders received
0 Abatement Orders (Executed)

Funds

0.00 Expenditures (T)
100.00 Fines/Fees Collected

OFFICE OF PERMITTING & LICENSING

Subdivision Plats Approved

0 Major
0 Minor
0 Total # of lots created

Construction Value – Issued

\$751,310.00 Total

Floodplain Management

0 Plans Received
0 Plans Approved

Major Site Plans

0 Plans Received
0 Plans Approved

Board of Zoning Appeals Cases

0 Applied
0 Denied
0 Approved
0 Cancelled
1 Remanded (Continuance)
*Case 975

Fees Invoiced

\$0.00 BOZA
\$992.00 Land Use
\$1,607.00 Building Codes
\$1,758.00 ASCD
\$100.00 MHBGF
\$0.00 SWM
\$4,457.00 Total

Land Use/Building Permits

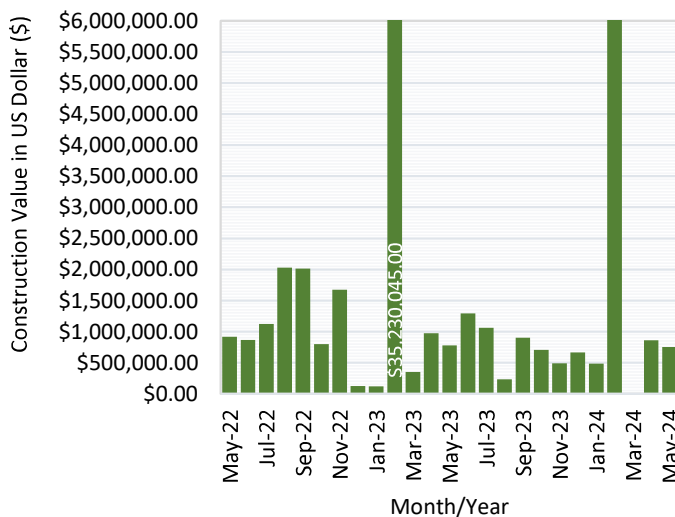
22 Applied
6 Revised
16 Issued
4 Cancelled
0 Denied
2 Deadfiled
0 Expired
5 COs Issued

Building Codes Activity

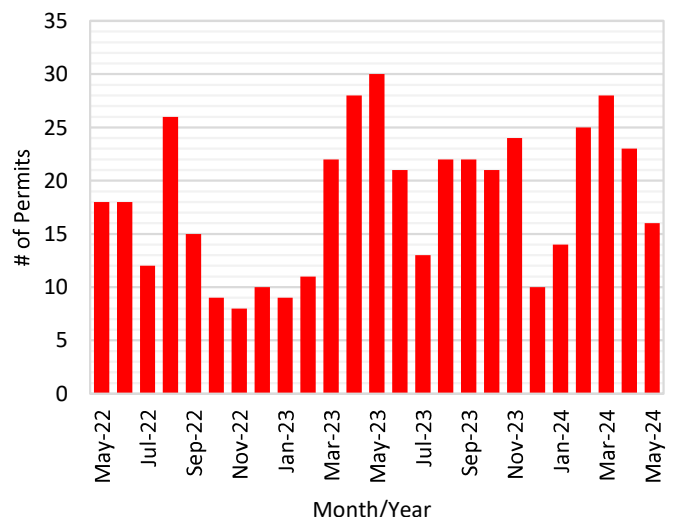
7 Plans Received
7 Plans Approved/Released
0 In-house Inspections
0 Contracted Inspections

Graphs: Historic Performance | OP&L

Authorized Construction/Value by Month
Two Year Trend



Number of Permits Issued by Month
Two Year Trend





Department of Planning & Zoning

Monthly Report Summary- April 2024

OFFICE OF CODE ENFORCEMENT

OCE Files

11 OCE Files Created
5 OCE Files Closed
56 OCE Field Investigations
0 Liens Filed

Field Work

0 Citations
0 Abatements
0 Demolitions

Abatement Hearings Cases

0 Abatement Hearings Scheduled
1 Abatement Hearings Executed
1 Abatement Orders pending
1 Abatement Orders received
0 Abatement Orders (Executed)

Funds

11,972.⁰⁰ Expenditures (T)
0.⁰⁰ Fines/Fees Collected

OFFICE OF PERMITTING & LICENSING

Subdivision Plats Approved

0 Major
2 Minor
2 Total # of lots created

Construction Value – Issued

\$861,500.⁰⁰ Total

Floodplain Management

0 Plans Received
0 Plans Approved

Major Site Plans

3 Plans Received
3 Plans Approved

Board of Zoning Appeals Cases

0 Applied
0 Denied
0 Approved
0 Cancelled
1 Remanded (Continuance)

Fees Invoiced

\$0.⁰⁰ BOZA
\$1,097.⁰⁰ Land Use
\$1,724.⁰⁰ Building Codes
\$2,171.⁰⁰ ASCD
\$50.⁰⁰ MHBGF
\$400.⁰⁰ SWM
\$5,442.⁰⁰ Total

Land Use/Building Permits

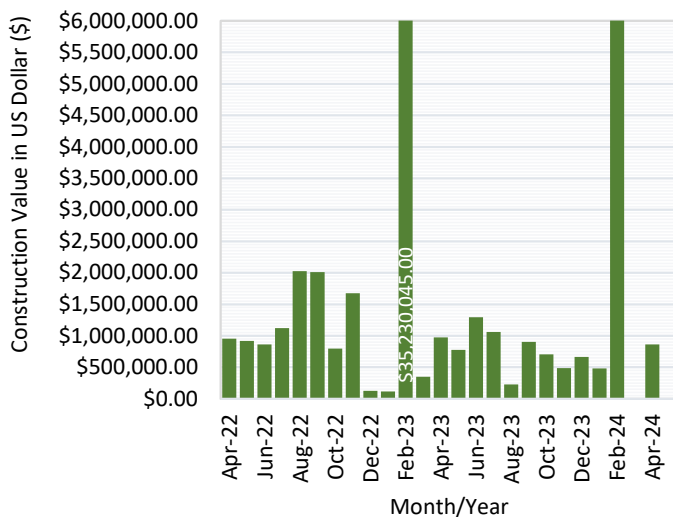
22 Applied
3 Revised
23 Issued
2 Cancelled
0 Denied
0 Deadfiled
0 Expired
0 COs Issued

Building Codes Activity

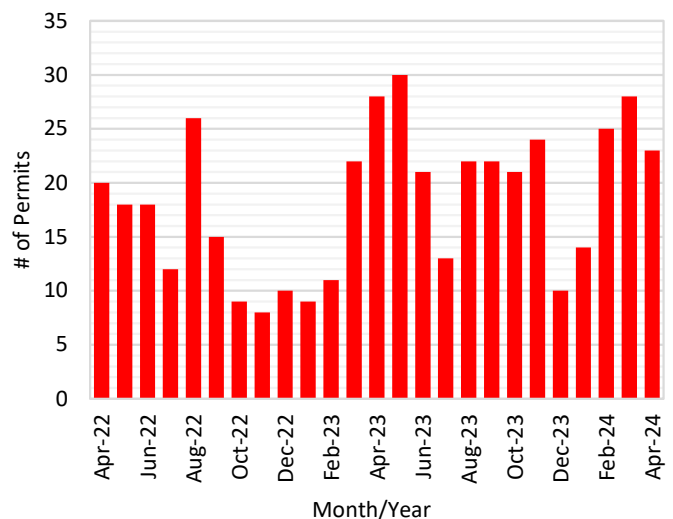
7 Plans Received
7 Plans Approved/Released
0 In-house Inspections
0 Contracted Inspections

Graphs: Historic Performance | OP&L

Authorized Construction/Value by Month
Two Year Trend



Number of Permits Issued by Month
Two Year Trend





DEPARTMENT OF PLANNING & ZONING

Monthly Report Summary- March 2024

OFFICE OF CODE ENFORCEMENT

OCE Files

8 OCE Files Created
5 OCE Files Closed
42 OCE Field Investigations
0 Liens Filed

Field Work

0 Citations
0 Abatements
1 Demolitions

Abatement Hearings Cases

0 Abatement Hearings Scheduled
0 Abatement Hearings Executed
0 Abatement Orders pending
0 Abatement Orders received
0 Abatement Orders (Executed)

Funds

0.00 Expenditures (T)
0.00 Fines/Fees Collected

OFFICE OF PERMITTING & LICENSING

Subdivision Plats Approved

0 Major
0 Minor
0 Total # of lots created

Construction Value – Issued

\$1,452,000.00 Total

Floodplain Management

1 Plans Received
0 Plans Approved

Major Site Plans

2 Plans Received
0 Plans Approved

Board of Zoning Appeals Cases

0 Applied
0 Denied
0 Approved
0 Cancelled
0 Remanded (Continuance)

Fees Invoiced

\$0.00 BOZA
\$751.00 Land Use
\$123.00 Building Codes
\$1,659.00 ASCD
\$0.00 MHBGF
\$0.00 SWM
\$2,533.00 Total

Land Use/Building Permits

24 Applied
5 Revised
28 Issued
4 Cancelled
0 Denied
0 Deadfiled
0 Expired
2 COs Issued

Building Codes Activity

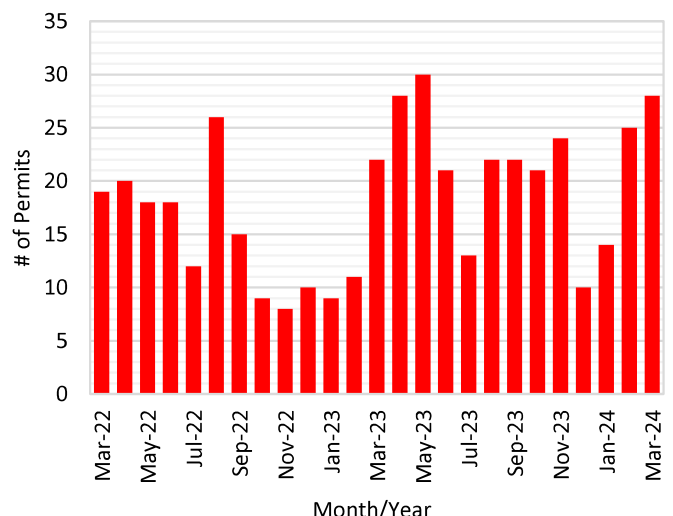
6 Plans Received
6 Plans Approved/Released
0 In-house Inspections
0 Contracted Inspections

Graphs: Historic Performance | OP&L

Authorized Construction/Value by Month
Two Year Trend



Number of Permits Issued by Month
Two Year Trend





DEPARTMENT OF PLANNING & ZONING

Monthly Report Summary- February 2024

OFFICE OF CODE ENFORCEMENT

OCE Files

8	OCE Files Created
8	OCE Files Closed
59	OCE Field Investigations
0	Liens Filed

Field Work

0	Citations
0	Abatements
0	Demolitions

Abatement Hearings Cases

1	Abatement Hearings Scheduled
0	Abatement Hearings Executed
0	Abatement Orders pending
0	Abatement Orders received
0	Abatement Orders (Executed)

Funds

4. ⁰⁰	Expenditures (T)
0. ⁰⁰	Fines/Fees Collected

OFFICE OF PERMITTING & LICENSING

Subdivision Plats Approved

0	Major
0	Minor
0	Total # of lots created

Construction Value – Issued

\$9,810,328.⁰⁰ Total

Floodplain Management

1	Plans Received
2	Plans Approved

Major Site Plans

0	Plans Received
4	Plans Approved

Board of Zoning Appeals Cases

1	Applied
0	Denied
0	Approved
0	Cancelled
0	Remanded (Continuance)

Fees Invoiced

\$0. ⁰⁰	BOZA
\$951. ⁰⁰	Land Use
\$1,214. ⁰⁰	Building Codes
\$1,558. ⁰⁰	ASCD
\$150. ⁰⁰	MHBGF
\$0. ⁰⁰	SWM
\$3,873.00	Total

Land Use/Building Permits

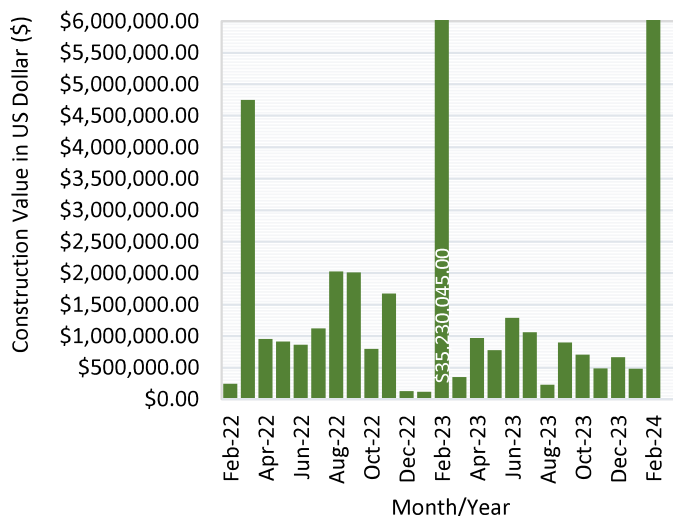
27	Applied
10	Revised
25	Issued
2	Cancelled
0	Denied
0	Deadfiled
0	Expired
3	COs Issued

Building Codes Activity

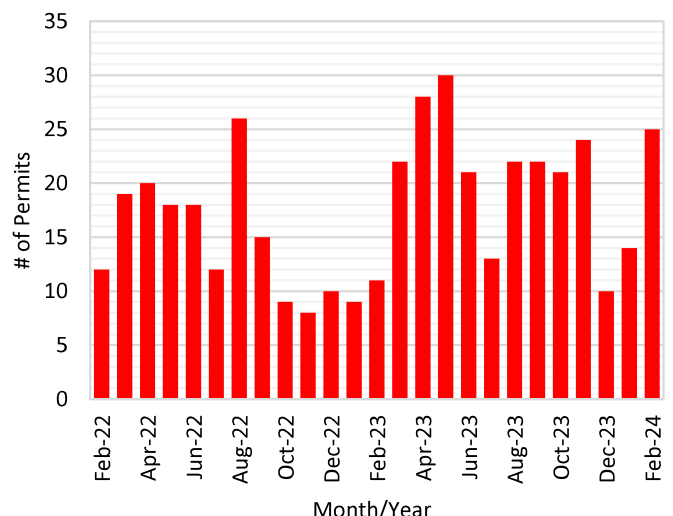
8	Plans Received
8	Plans Approved/Released
0	In-house Inspections
0	Contracted Inspections

Graphs: Historic Performance | OP&L

Authorized Construction/Value by Month
Two Year Trend



Number of Permits Issued by Month
Two Year Trend





DEPARTMENT OF PLANNING & ZONING

Monthly Report Summary- January 2024

OFFICE OF CODE ENFORCEMENT

OCE Files

9	OCE Files Created
10	OCE Files Closed
49	OCE Field Investigations
1	Liens Filed

Field Work

0	Citations
0	Abatements
0	Demolitions

Abatement Hearings Cases

0	Abatement Hearings Scheduled
1	Abatement Hearings Executed
0	Abatement Orders pending
1	Abatement Orders received
0	Abatement Orders (Executed)

Funds

800.00	Expenditures (T)
0.00	Fines/Fees Collected

OFFICE OF PERMITTING & LICENSING

Subdivision Plats Approved

0	Major
0	Minor
0	Total # of lots created

Construction Value – Issued

\$483,000.00 Total

Floodplain Management

0	Plans Received
0	Plans Approved

Major Site Plans

1	Plans Received
1	Plans Approved

Board of Zoning Appeals Cases

0	Applied
0	Denied
0	Approved
0	Cancelled
0	Remanded (Continuance)

Fees Invoiced

\$0.00	BOZA
\$929.00	Land Use
\$1,954.00	Building Codes
\$2,098.00	ASCD
\$100.00	MHBGF
\$0.00	SWM
\$5,081.00	Total

Land Use/Building Permits

19	Applied
9	Revised
14	Issued
1	Cancelled
0	Denied
0	Deadfiled
0	Expired
3	COs Issued

Building Codes Activity

5	Plans Received
5	Plans Approved/Released
0	In-house Inspections
0	Contracted Inspections

Graphs: Historic Performance | OP&L

Authorized Construction/Value by Month
Two Year Trend



Number of Permits Issued by Month
Two Year Trend

