



DEPARTMENT OF PLANNING & ZONING

Monthly Report Summary- December 2023

OFFICE OF CODE ENFORCEMENT

OCE Files

2 OCE Files Created
4 OCE Files Closed
48 OCE Field Investigations
0 Liens Filed

Field Work

0 Citations
2 Abatements
0 Demolitions

Abatement Hearings Cases

1 Abatement Hearings Scheduled
2 Abatement Hearings Executed
1 Abatement Orders pending
1 Abatement Orders received
2 Abatement Orders (Executed)

Funds

0.00 Expenditures (T)
0.00 Fines/Fees Collected

OFFICE OF PERMITTING & LICENSING

Subdivision Plats Approved

0 Major
0 Minor
0 Total # of lots created

Construction Value – Issued

\$665,200.00 Total

Floodplain Management

1 Plans Received
0 Plans Approved

Major Site Plans

3 Plans Received
0 Plans Approved

Board of Zoning Appeals Cases

0 Applied
0 Denied
0 Approved
0 Cancelled
0 Remanded (Continuance)

Fees Invoiced

\$0.00 BOZA
\$1,088.50 Land Use
\$749.50 Building Codes
\$3,126.00 ASCD
\$50.00 MHBGF
\$0.00 SWM
\$5,014.00 Total

Land Use/Building Permits

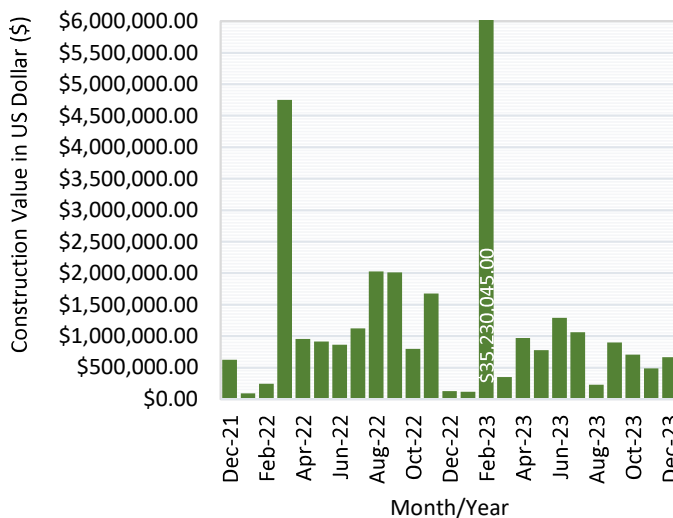
16 Applied
9 Revised
10 Issued
1 Cancelled
0 Denied
0 Deadfiled
0 Expired
8 COs Issued

Building Codes Activity

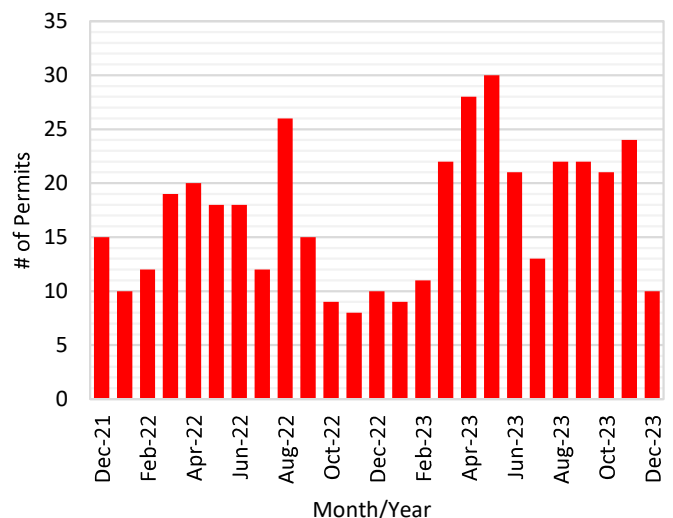
7 Plans Received
7 Plans Approved/Released
0 In-house Inspections
0 Contracted Inspections

Graphs: Historic Performance | OP&L

Authorized Construction/Value by Month
Two Year Trend



Number of Permits Issued by Month
Two Year Trend





DEPARTMENT OF PLANNING & ZONING

Monthly Report Summary- November 2023

OFFICE OF CODE ENFORCEMENT

OCE Files

8 OCE Files Created
6 OCE Files Closed
73 OCE Field Investigations
0 Liens Filed

Field Work

0 Citations
0 Abatements
0 Demolitions

Abatement Hearings Cases

2 Abatement Hearings Scheduled
4 Abatement Hearings Executed
3 Abatement Orders pending
4 Abatement Orders received
0 Abatement Orders (Executed)

Funds

1,260.⁰⁰ Expenditures (T)
0.⁰⁰ Fines/Fees Collected

OFFICE OF PERMITTING & LICENSING

Subdivision Plats Approved

0 Major
0 Minor
0 Total # of lots created

Construction Value – Issued

\$487,976.⁵² Total

Floodplain Management

0 Plans Received
0 Plans Approved

Major Site Plans

1 Plans Received
0 Plans Approved

Board of Zoning Appeals Cases

0 Applied
0 Denied
0 Approved
0 Cancelled
0 Remanded (Continuance)

Fees Invoiced

\$0.⁰⁰ BOZA
\$950.⁰⁰ Land Use
\$912.⁰⁰ Building Codes
\$3,226.⁰⁰ ASCD
\$100.⁰⁰ MHBGF
\$0.⁰⁰ SWM
\$5,188.00 Total

Land Use/Building Permits

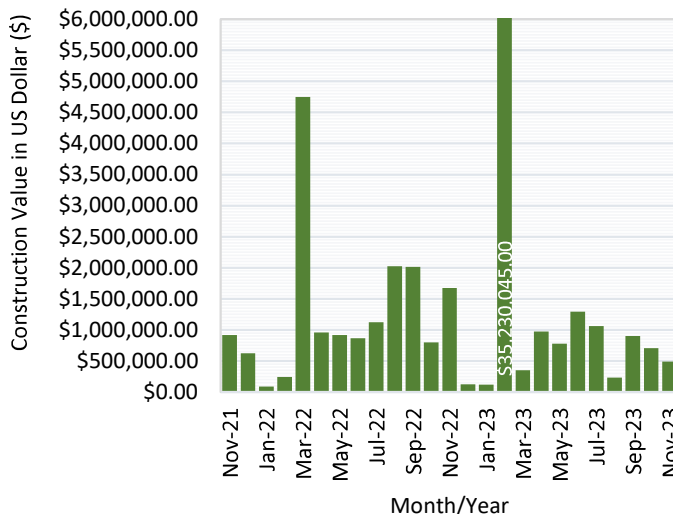
19 Applied
8 Revised
24 Issued
0 Cancelled
0 Denied
0 Deadfiled
0 Expired
2 COs Issued

Building Codes Activity

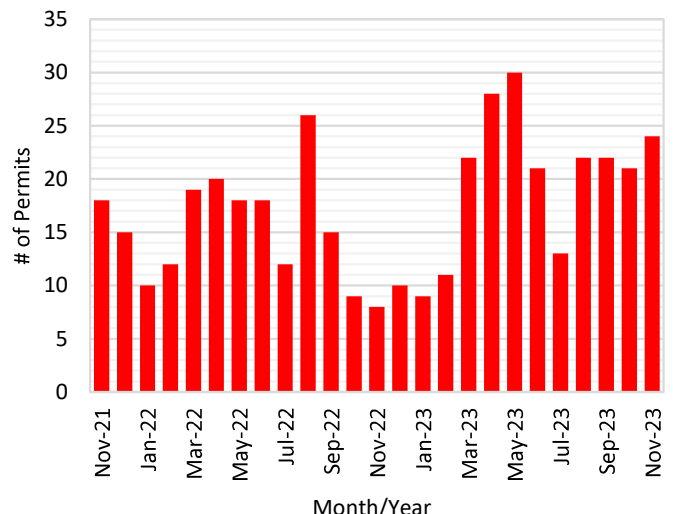
3 Plans Received
3 Plans Approved/Released
0 In-house Inspections
0 Contracted Inspections

Graphs: Historic Performance | OP&L

Authorized Construction/Value by Month
Two Year Trend



Number of Permits Issued by Month
Two Year Trend





DEPARTMENT OF PLANNING & ZONING

Monthly Report Summary- October 2023

OFFICE OF CODE ENFORCEMENT

OCE Files

5	OCE Files Created
12	OCE Files Closed
70	OCE Field Investigations
4	Liens Filed

Field Work

1	Citations
2	Abatements
0	Demolitions

Abatement Hearings Cases

1	Abatement Hearings Scheduled
3	Abatement Hearings Executed
1	Abatement Orders pending
3	Abatement Orders received
2	Abatement Orders (Executed)

Funds

0.00	Expenditures (T)
100.00	Fines/Fees Collected

OFFICE OF PERMITTING & LICENSING

Subdivision Plats Approved

0	Major
1	Minor
4	Total # of lots created

Construction Value – Issued

\$704,520.00 Total

Floodplain Management

0	Plans Received
0	Plans Approved

Major Site Plans

2	Plans Received
2	Plans Approved

Board of Zoning Appeals Cases

0	Applied
0	Denied
0	Approved
0	Cancelled
0	Remanded (Continuance)

Fees Invoiced

\$0.00	BOZA
\$1,055.00	Land Use
\$97.00	Building Codes
\$5,205.00	ASCD
\$0.00	MHBGF
\$72,537.09	SWM
\$78,894.09	Total

Land Use/Building Permits

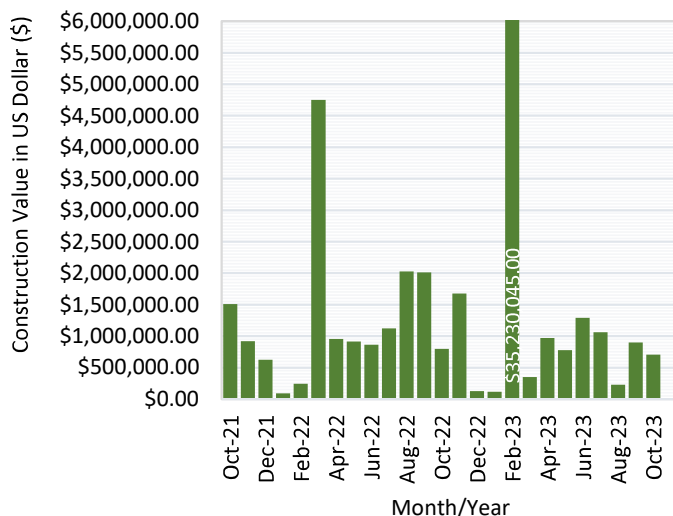
27	Applied
7	Revised
21	Issued
2	Cancelled
0	Denied
0	Deadfiled
0	Expired
3	COs Issued

Building Codes Activity

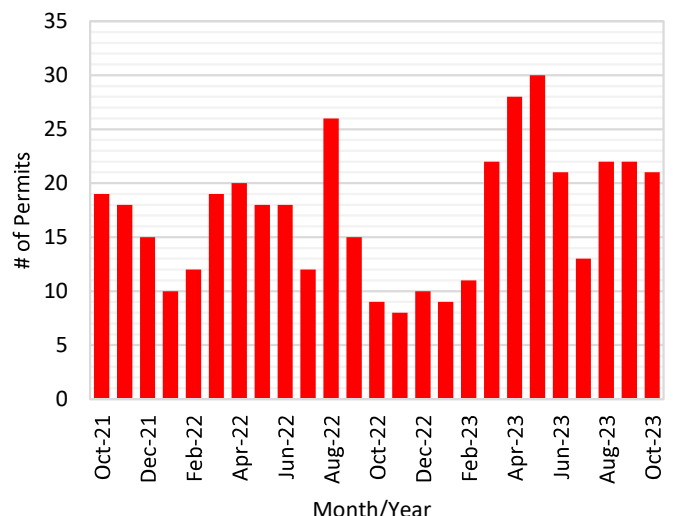
1	Plans Received
1	Plans Approved/Released
0	In-house Inspections
0	Contracted Inspections

Graphs: Historic Performance | OP&L

Authorized Construction/Value by Month
Two Year Trend



Number of Permits Issued by Month
Two Year Trend





DEPARTMENT OF PLANNING & ZONING

Monthly Report Summary- September 2023

OFFICE OF CODE ENFORCEMENT

OCE Files

15 OCE Files Created
6 OCE Files Closed
67 OCE Field Investigations
0 Liens Filed

Field Work

2 Citations
0 Abatements
0 Demolitions

Abatement Hearings Cases

3 Abatement Hearings Scheduled
1 Abatement Hearings Executed
1 Abatement Orders pending
0 Abatement Orders received
0 Abatement Orders (Executed)

Funds

0.00 Expenditures (T)
100.00 Fines/Fees Collected

OFFICE OF PERMITTING & LICENSING

Subdivision Plats Approved

0 Major
0 Minor
0 Total # of lots created

Construction Value – Issued

\$901,528.60 Total

Floodplain Management

0 Plans Received
1 Plans Approved

Major Site Plans

0 Plans Received
1 Plans Approved

Board of Zoning Appeals Cases

1 Applied
0 Denied
1 Approved
1 Cancelled
0 Remanded (Continuance)

Fees Invoiced

\$500.00 BOZA
\$760.00 Land Use
\$779.00 Building Codes
\$1,072.00 ASCD
\$100.00 MHBGF
\$0.00 SWM
\$3,211.00 Total

Land Use/Building Permits

19 Applied
8 Revised
22 Issued
2 Cancelled
0 Denied
0 Deadfiled
0 Expired
4 COs Issued

Building Codes Activity

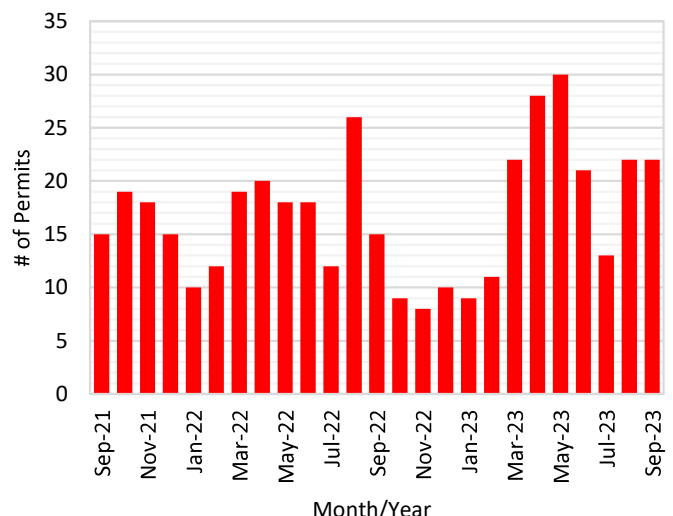
7 Plans Received
7 Plans Approved/Released
0 In-house Inspections
0 Contracted Inspections

Graphs: Historic Performance | OP&L

Authorized Construction/Value by Month
Two Year Trend



Number of Permits Issued by Month
Two Year Trend





DEPARTMENT OF PLANNING & ZONING Office of Permitting and Licensing Monthly Report Summary - August 2023

REPORT SUMMARY

Subdivision Plats Approved

0	Major
0	Minor
0	Total # of lots created

Construction Value – Issued

\$229,620.00 Total

Floodplain Management

1	Plans Received
1	Plans Approved

Major Site Plans

2	Plans Received
1	Plans Approved

Board of Zoning Appeals Cases

1	Applied
0	Denied
0	Approved
0	Continuance
0	Remanded

Fees Invoiced

\$150.00	BOZA
\$1346.00	Land Use
\$889.20	Building Codes
\$6118.00	ASCD
\$0.00	MHBGF
\$0.00	SWM
\$8,503.20	Total

Land Use/Building Permits

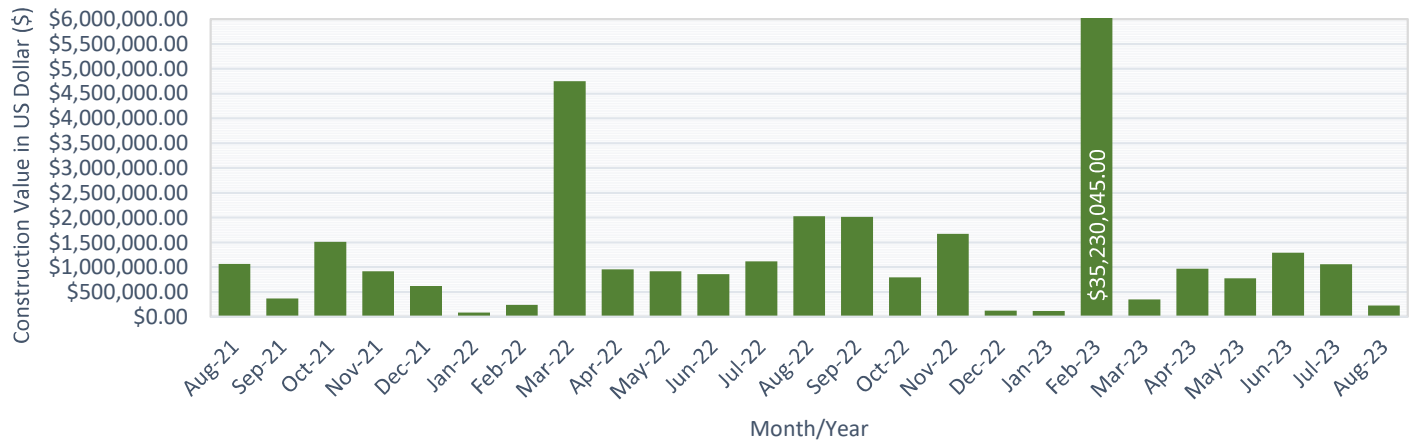
29	Applied
13	Revised
22	Issued
3	Cancelled
0	Denied
1	Deadfiled
0	Expired
0	COs Issued

Building Codes Activity

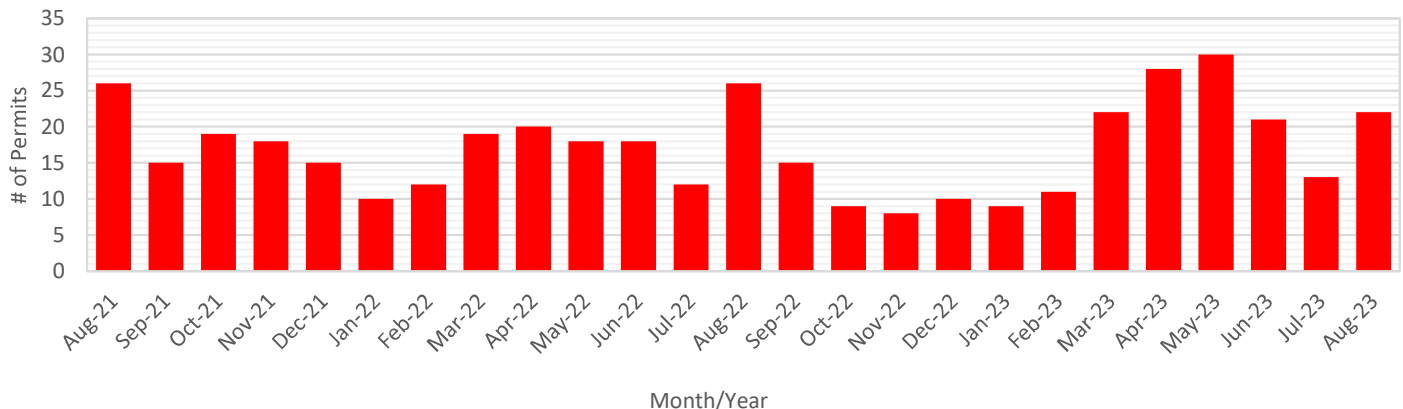
6	Plans Received
6	Plans Approved/Released
0	In-house Inspections
0	Contracted Inspections

HISTORICAL PERFORMANCE

Authorized Construction/Value by Month - Two Year Trend



Number of Permits Issued by Month - Two Year Trend





DEPARTMENT OF PLANNING & ZONING

Office of Permitting and Licensing

Monthly Report Summary - July 2023

REPORT SUMMARY

Subdivision Plats Approved

0 Major
2 Minor
5 Total # of lots created

Construction Value – Issued

\$1,061,664.00 Total

Floodplain Management

0 Plans Received
1 Plans Approved

Major Site Plans

2 Plans Received
2 Plans Approved

Board of Zoning Appeals Cases

0 Applied
0 Denied
1 Approved
0 Continuance
0 Remanded

Fees Invoiced

\$0.00 BOZA
\$850.00 Land Use
\$1013.50 Building Codes
\$1294.75 ASCD
\$50.00 MHBGF
\$0.00 SWM
\$3,208.25 Total

Land Use/Building Permits

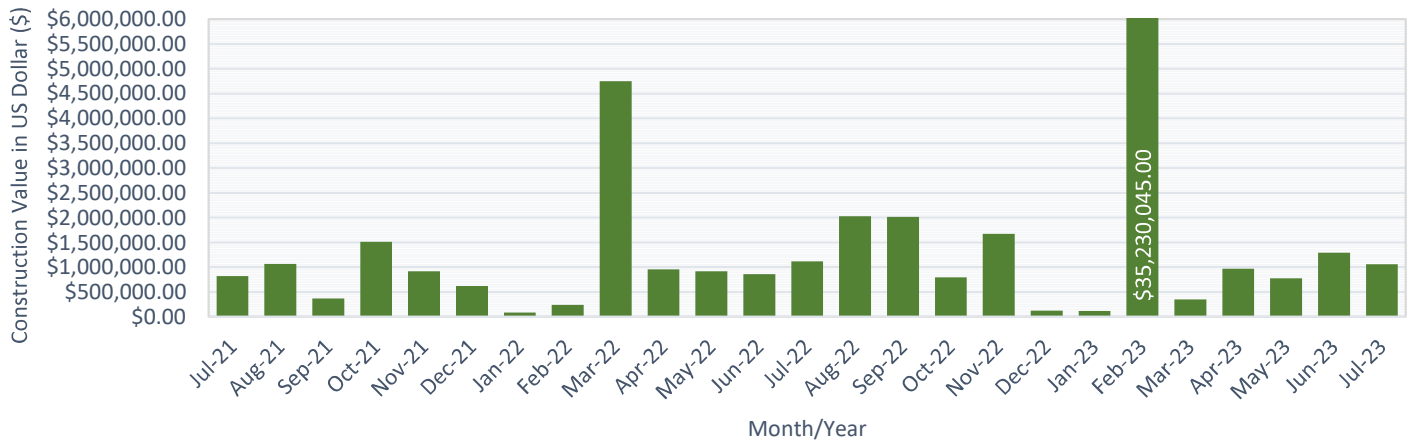
21 Applied
7 Revised
13 Issued
1 Cancelled
0 Denied
0 Deadfiled
0 Expired
4 COs Issued

Building Codes Activity

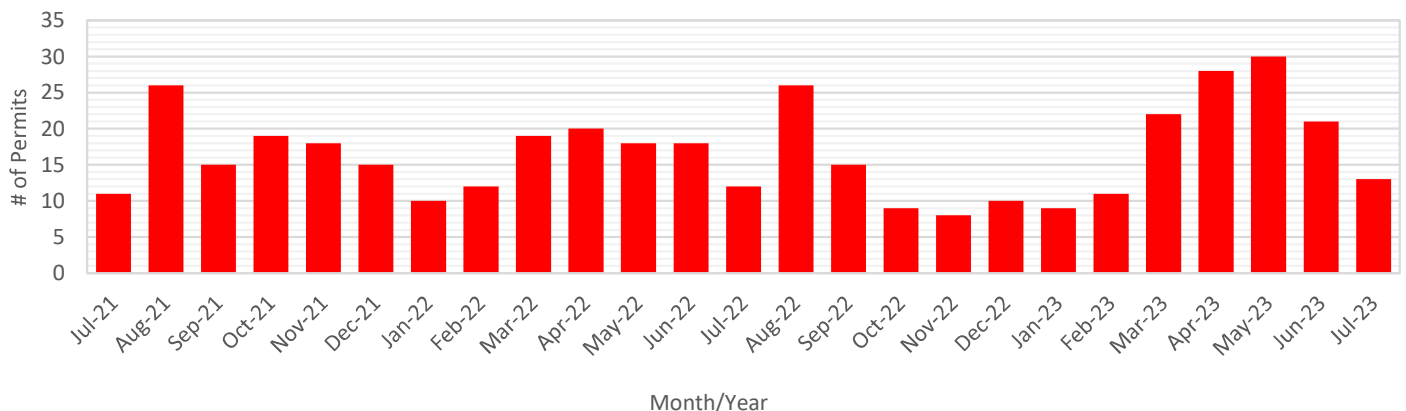
3 Plans Received
3 Plans Approved/Released
0 In-house Inspections
0 Contracted Inspections

HISTORICAL PERFORMANCE

Authorized Construction/Value by Month - Two Year Trend



Number of Permits Issued by Month - Two Year Trend





DEPARTMENT OF PLANNING & ZONING
Office of Permitting and Licensing
Monthly Report Summary - June 2023

REPORT SUMMARY

Subdivision Plats Approved

0 Major
0 Minor
0 Total # of lots created

Construction Value – Issued

\$1,292,446.00 Total

Floodplain Management

1 Plans Received
0 Plans Approved

Major Site Plans

2 Plans Received
0 Plans Approved

Board of Zoning Appeals Cases

1 Applied
0 Denied
0 Approved
0 Continuance
0 Remanded

Fees Invoiced

\$500.00 BOZA
\$2,073.00 Land Use
\$282.00 Building Codes
\$880.00 ASCD
\$00.00 MHBGF
\$0.00 SWM
\$3,735.00 Total

Land Use/Building Permits

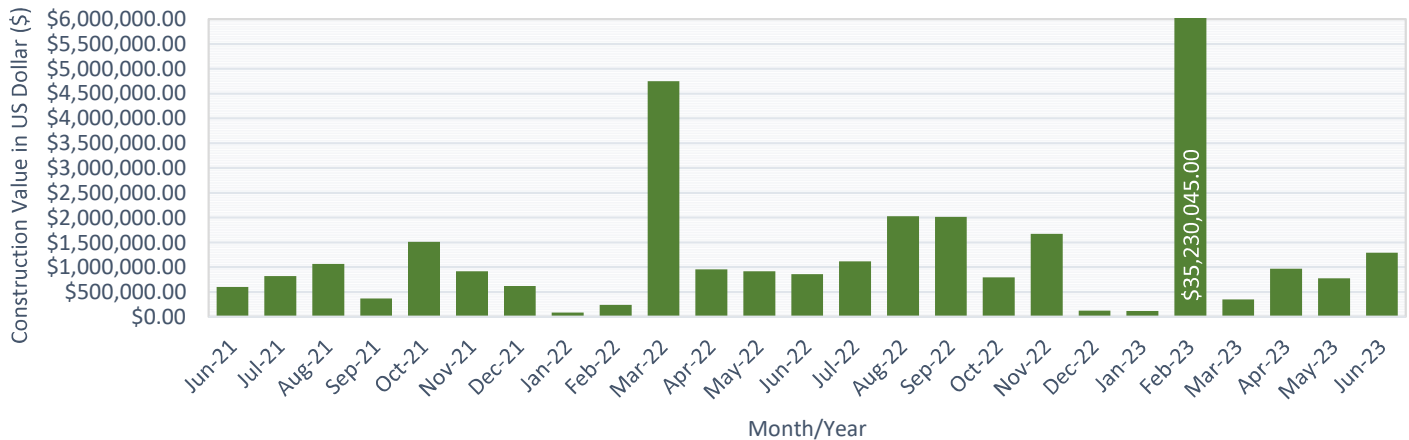
22 Applied
7 Revised
21 Issued
0 Cancelled
0 Denied
0 Deadfiled
0 Expired
6 COs Issued

Building Codes Activity

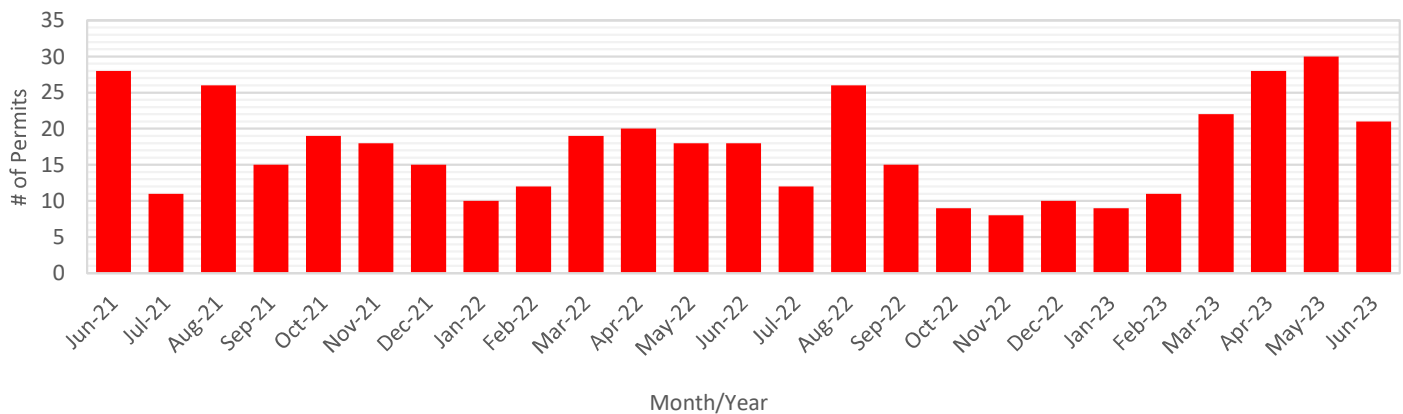
5 Plans Received
5 Plans Approved/Released
0 In-house Inspections
0 Contracted Inspections

HISTORICAL PERFORMANCE

Authorized Construction/Value by Month - Two Year Trend



Number of Permits Issued by Month - Two Year Trend





DEPARTMENT OF PLANNING & ZONING
Office of Permitting and Licensing
Monthly Report Summary - May 2023

REPORT SUMMARY

Subdivision Plats Approved

0	Major
3	Minor
3	Total # of lots created

Construction Value – Issued

\$778,203.00 Total

Floodplain Management

0	Plans Received
2	Plans Approved

Major Site Plans

1	Plans Received
5	Plans Approved

Board of Zoning Appeals Cases

0	Applied
0	Denied
1	Approved
0	Continuance
1	Remanded (Continuance)*

***REF BOZA CASE 971**

Fees Invoiced

\$0.00	BOZA
\$1,070.00	Land Use
\$1,125.00	Building Codes
\$1,662.00	ASCD
\$50.00	MHBGF
\$0.00	SWM
\$3,907.00	Total

Land Use/Building Permits

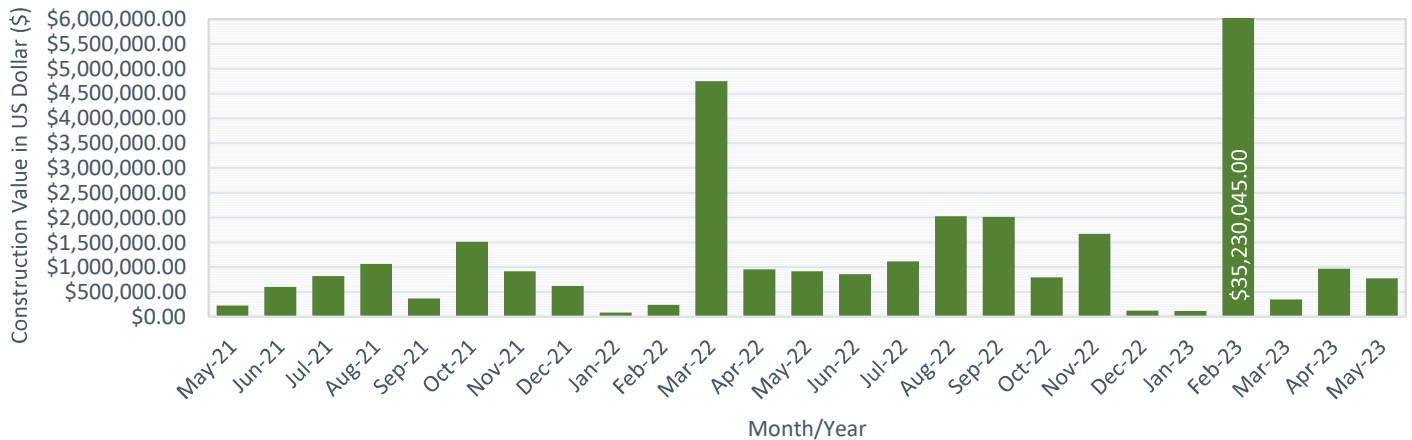
29	Applied
6	Revised
30	Issued
4	Cancelled
0	Denied
2	Deadfiled
0	Expired
6	COs Issued

Building Codes Activity

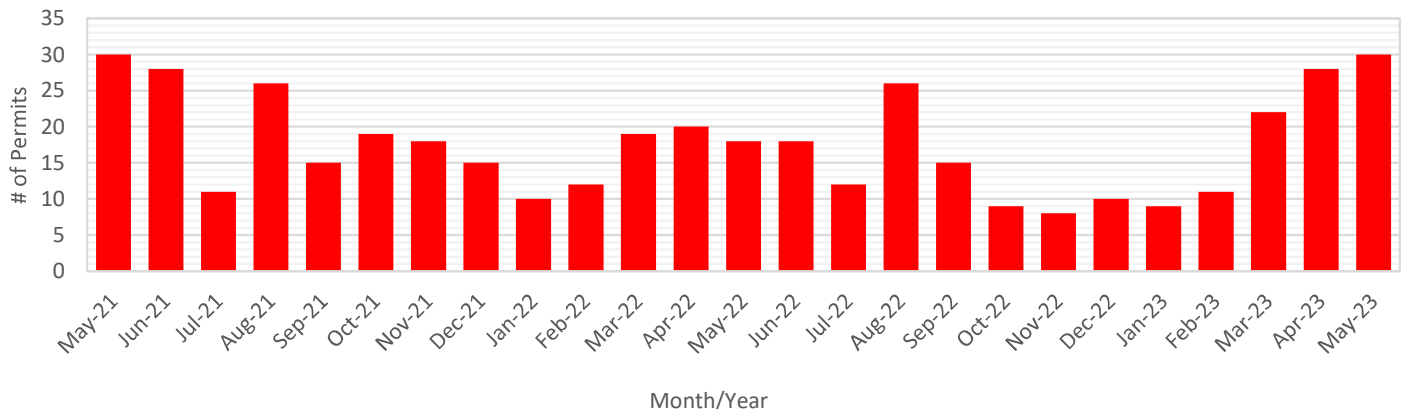
4	Plans Received
4	Plans Approved/Released
0	In-house Inspections
0	Contracted Inspections

HISTORICAL PERFORMANCE

Authorized Construction/Value by Month - Two Year Trend



Number of Permits Issued by Month - Two Year Trend





DEPARTMENT OF PLANNING & ZONING
Office of Permitting and Licensing
Monthly Report Summary - April 2023

REPORT SUMMARY

Subdivision Plats Approved

0 Major
0 Minor
0 Total # of lots created

Construction Value – Issued

\$971,900.00 Total

Floodplain Management

2 Plans Received
0 Plans Approved

Major Site Plans

1 Plans Received
0 Plans Approved

Board of Zoning Appeals Cases

1 Applied
0 Denied
0 Approved
0 Continuance
0 Remanded (Continuance)

Fees Invoiced

\$500.00 BOZA
\$645.00 Land Use
\$125.00 Building Codes
\$1,542.00 ASCD
\$50.00 MHBGF
\$0.00 SWM
\$2,862.00 Total

Land Use/Building Permits

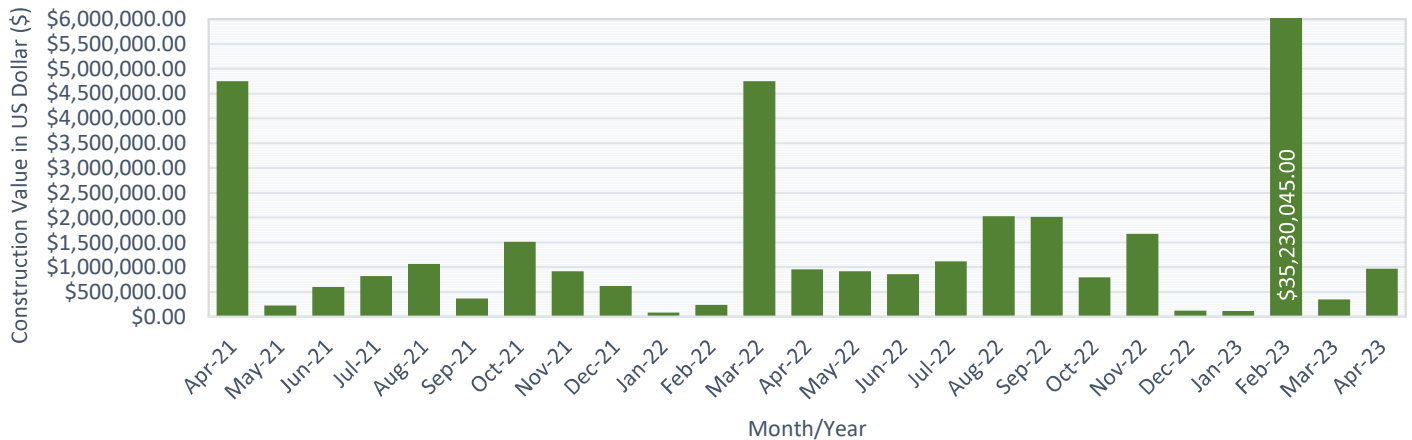
21 Applied
20 Revised
28 Issued
10 Cancelled
2 Denied
4 Deadfiled
0 Expired
5 COs Issued

Building Codes Activity

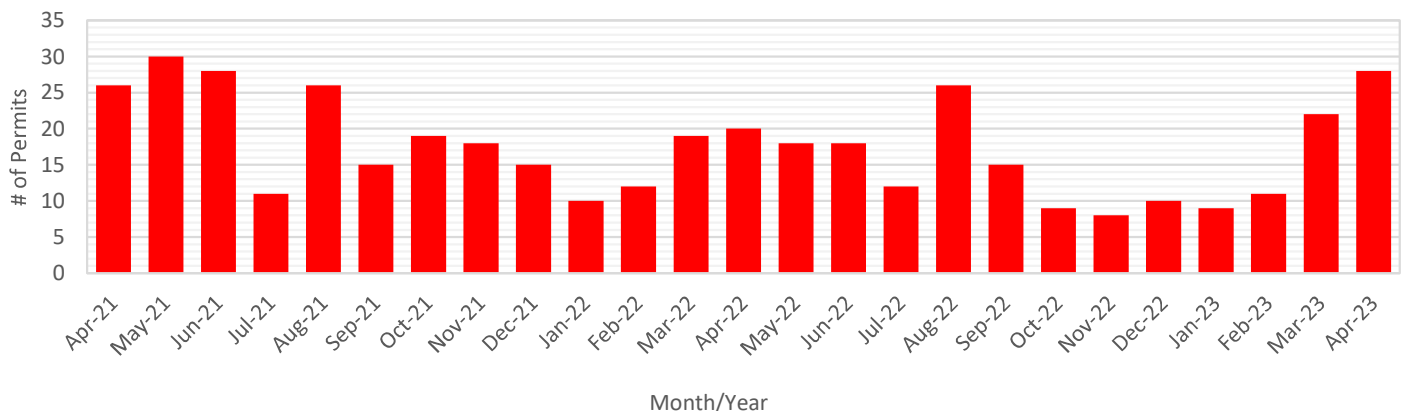
5 Plans Received
5 Plans Approved/Released
0 In-house Inspections
0 Contracted Inspections

HISTORICAL PERFORMANCE

Authorized Construction/Value by Month - Two Year Trend



Number of Permits Issued by Month - Two Year Trend





DEPARTMENT OF PLANNING & ZONING Office of Permitting and Licensing Monthly Report Summary - March 2023

REPORT SUMMARY

Subdivision Plats Approved

0	Major
2	Minor
0	Total # of lots created

Construction Value – Issued

\$348,650.00 Total

Floodplain Management

1	Plans Received
0	Plans Approved

Major Site Plans

2	Plans Received
1	Plans Approved

Board of Zoning Appeals Cases

0	Applied
0	Denied
0	Approved
0	Continuance
0	Remanded (Continuance)

Fees Invoiced

\$0.00	BOZA
\$1,082.00	Land Use
\$954.00	Building Codes
\$2,124.00	ASCD
\$50.00	MHBGF
\$0.00	SWM
\$4,210.00	Total

Land Use/Building Permits

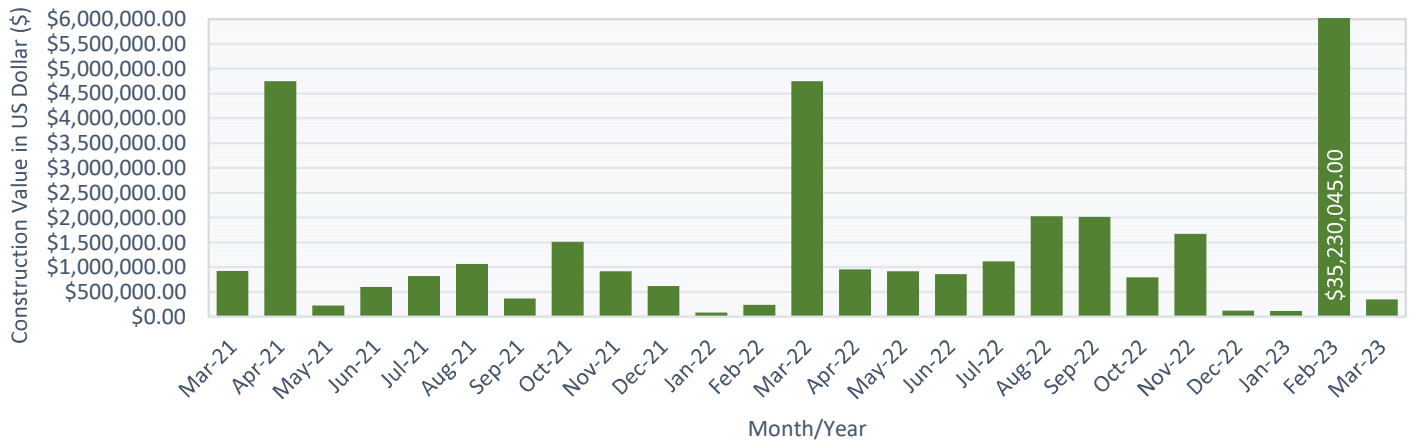
29	Applied
7	Revised
22	Issued
1	Cancelled
0	Denied
0	Deadfiled
0	Expired
2	COs Issued

Building Codes Activity

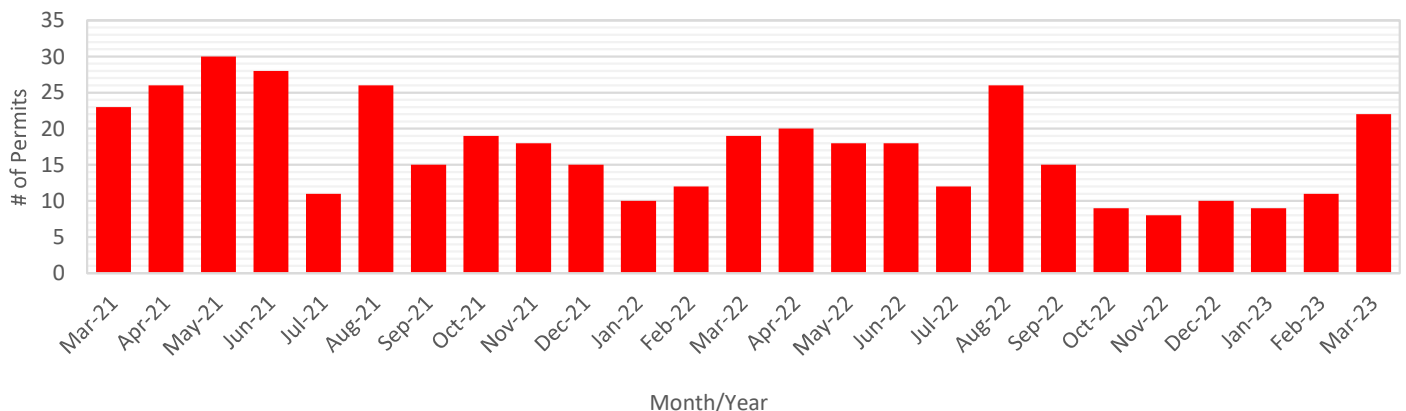
5	Plans Received
5	Plans Approved/Released
0	In-house Inspections
0	Contracted Inspections

HISTORICAL PERFORMANCE

Authorized Construction/Value by Month - Two Year Trend



Number of Permits Issued by Month - Two Year Trend





DEPARTMENT OF PLANNING & ZONING
Office of Permitting and Licensing
Monthly Report Summary - February 2023

REPORT SUMMARY

Subdivision Plats Approved

0 Major
2 Minor
0 Total # of lots created

Construction Value – Issued

\$35,230,045.00 Total

Floodplain Management

0 Plans Received
0 Plans Approved

Major Site Plans

2 Plans Received
2 Plans Approved

Board of Zoning Appeals Cases

0 Applied
0 Denied
0 Approved
0 Continuance
0 Remanded (Continuance)

Fees Invoiced

\$0.00 BOZA
\$924.00 Land Use
\$539.00 Building Codes
\$3,531.00 ASCD
\$50.00 MHBGF
\$0.00 SWM
\$5,044.00 Total

Land Use/Building Permits

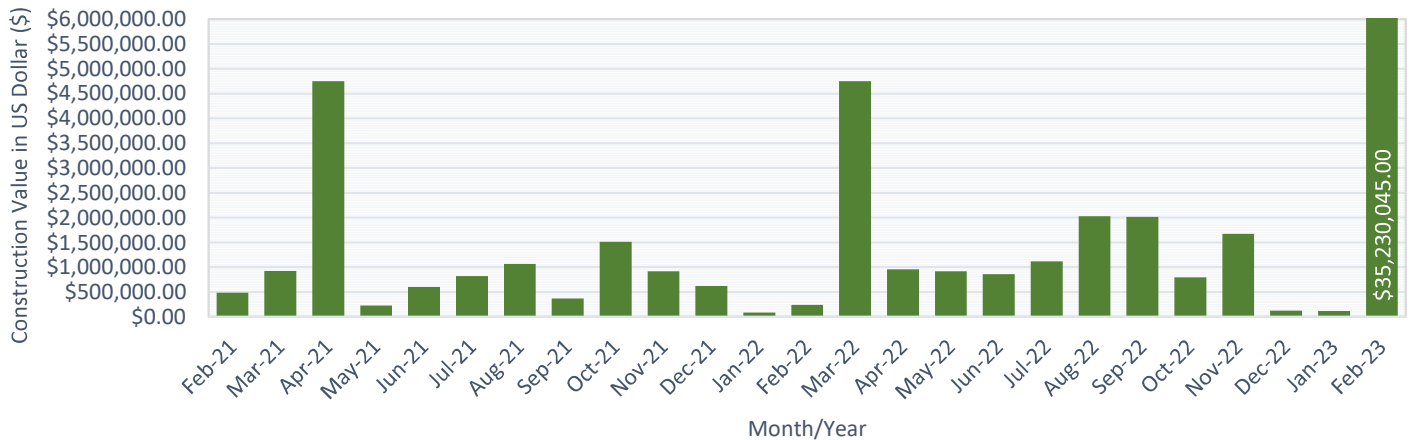
19 Applied
5 Revised
11 Issued
2 Cancelled
0 Denied
0 Deadfiled
0 Expired
2 COs Issued

Building Codes Activity

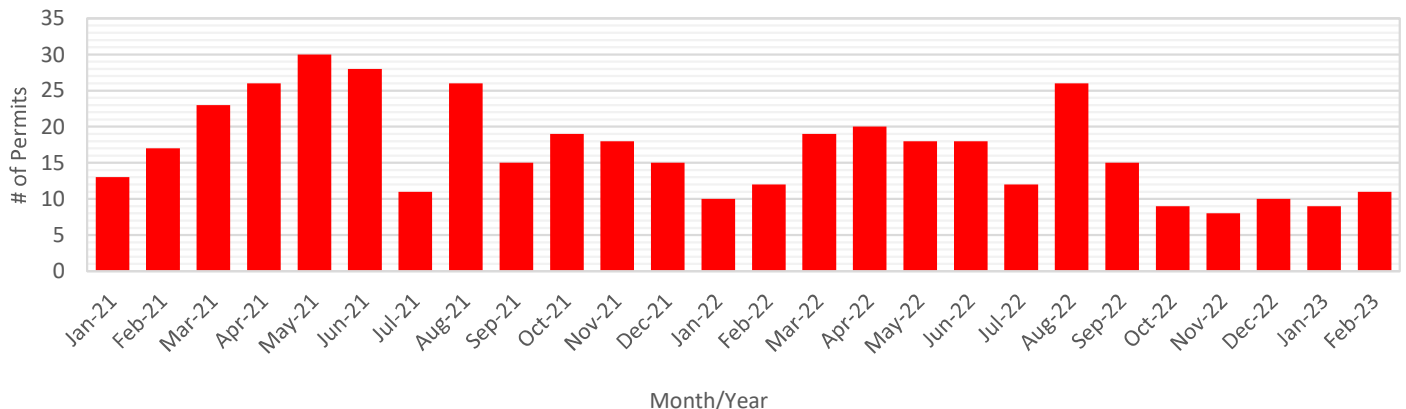
4 Plans Received
4 Plans Approved/Released
0 In-house Inspections
0 Contracted Inspections

HISTORICAL PERFORMANCE

Authorized Construction/Value by Month - Two Year Trend



Number of Permits Issued by Month - Two Year Trend





DEPARTMENT OF PLANNING & ZONING
Office of Permitting and Licensing
Monthly Report Summary - January 2023

REPORT SUMMARY

Subdivision Plats Approved

0	Major
3	Minor
4	Total # of lots created

Construction Value – Issued

\$118,051.25.²⁶ Total

Floodplain Management

0	Plans Received
0	Plans Approved

Major Site Plans

1	Plans Received
0	Plans Approved

Board of Zoning Appeals Cases

0	Applied
0	Denied
0	Approved
0	Continuance
0	Remanded (Continuance)

Fees Invoiced

\$0.00	BOZA
\$493.00	Land Use
\$276.00	Building Codes
\$835.00	ASCD
\$50.00	MHBGF
\$0.00	SWM
\$1,654.00	Total

Land Use/Building Permits

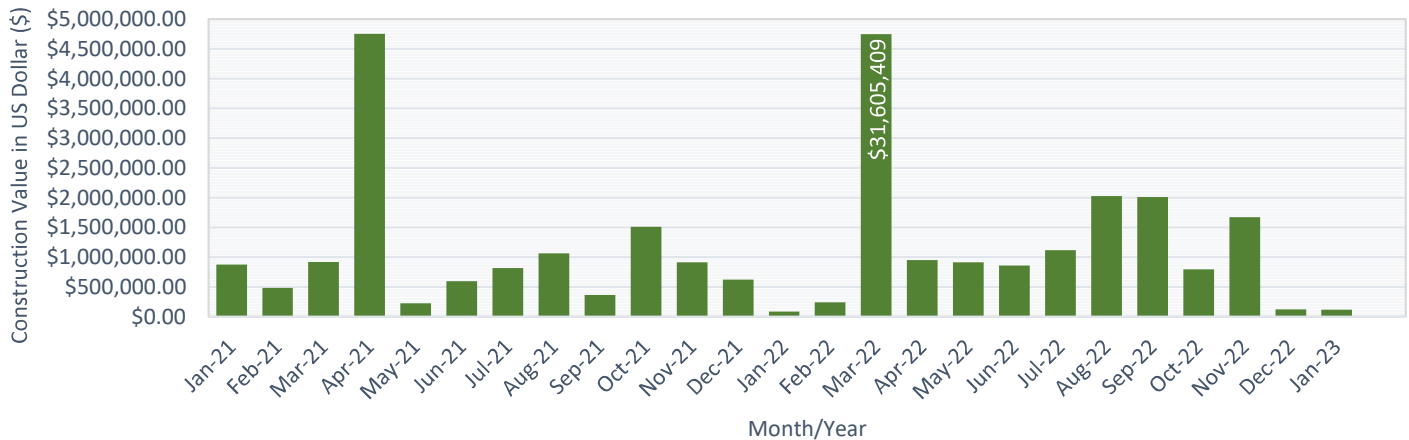
16	Applied
21	Revised
9	Issued
2	Cancelled
0	Denied
0	Deadfiled
0	Expired
8	COs Issued

Building Codes Activity

4	Plans Received
4	Plans Approved/Released
0	In-house Inspections
0	Contracted Inspections

HISTORICAL PERFORMANCE

Authorized Construction/Value by Month - Two Year Trend



Number of Permits Issued by Month - Two Year Trend

