



DEPARTMENT OF PLANNING & ZONING
Office of Permitting and Licensing
Monthly Report Summary - October 2022

REPORT SUMMARY

Subdivision Plats Approved

0 Major
1 Minor
0 Total # of lots created

Construction Value – Issued

\$798,000.00 Total

Floodplain Management

0 Plans Received
0 Plans Approved

Major Site Plans

0 Plans Received
2 Plans Approved

Board of Zoning Appeals Cases

0 Applied
0 Denied
0 Approved
0 Continuance
0 Remanded (Continuance)

Fees Invoiced

\$0.00 BOZA
\$941.00 Land Use
\$661.00 Building Codes
\$10,715.00 ASCD
\$100.00 MHBGF
\$3,153.75 SWM
\$15,570.00 Total

Land Use/Building Permits

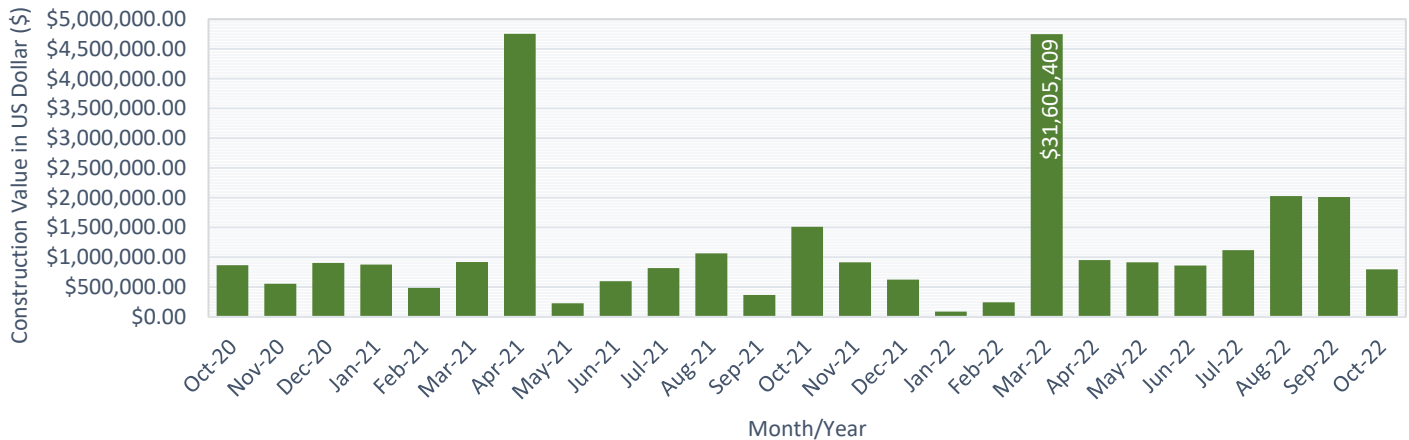
12 Applied
114 Revised
9 Issued
2 Cancelled
0 Denied
2 Deadfiled
0 Expired
9 COs Issued

Building Codes Activity

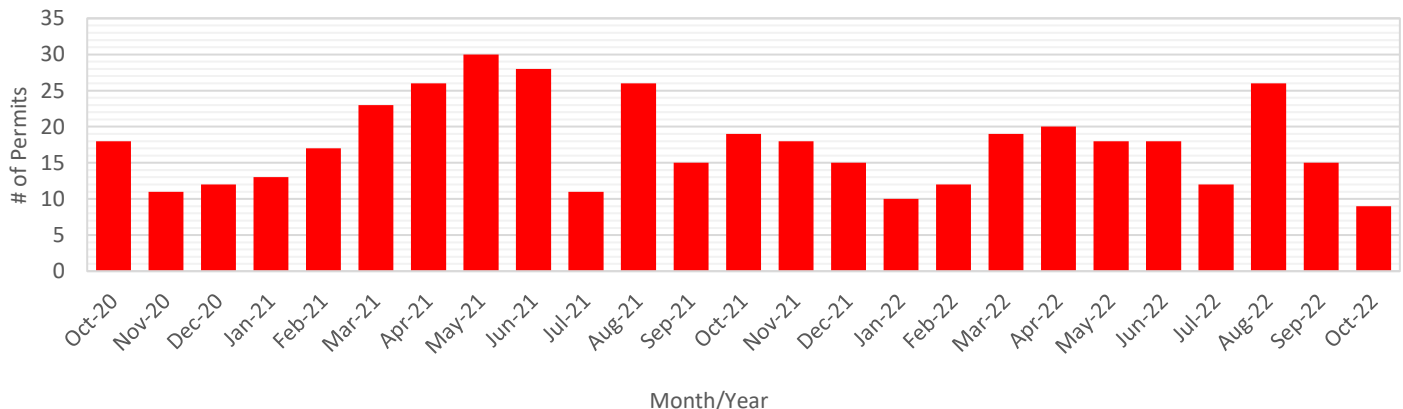
2 Plans Received
2 Plans Approved/Released
0 In-house Inspections
0 Contracted Inspections

HISTORICAL PERFORMANCE

Authorized Construction/Value by Month - Two Year Trend



Number of Permits Issued by Month - Two Year Trend





Department of Planning & Zoning Office of Permitting and Licensing Monthly Report Summary- September 2022

REPORT SUMMARY

Subdivision Plats Approved

0 Major
0 Minor
0 Total # of lots created

Construction Value – Issued

\$2,013,500.00 Total

Floodplain Management

0 Plans Received
0 Plans Approved

Major Site Plans

1 Plans Received
0 Plans Approved

Board of Zoning Appeals Cases

0 Applied
0 Denied
0 Approved
0 Continuance
0 Remanded (Continuance)

Fees Invoiced

\$0.00 BOZA
\$540.00 Land Use
\$953.00 Building Codes
\$850.00 ASCD
\$50.00 MHBGF
\$0.00 SWM
\$2,393.00 Total

Land Use/Building Permits

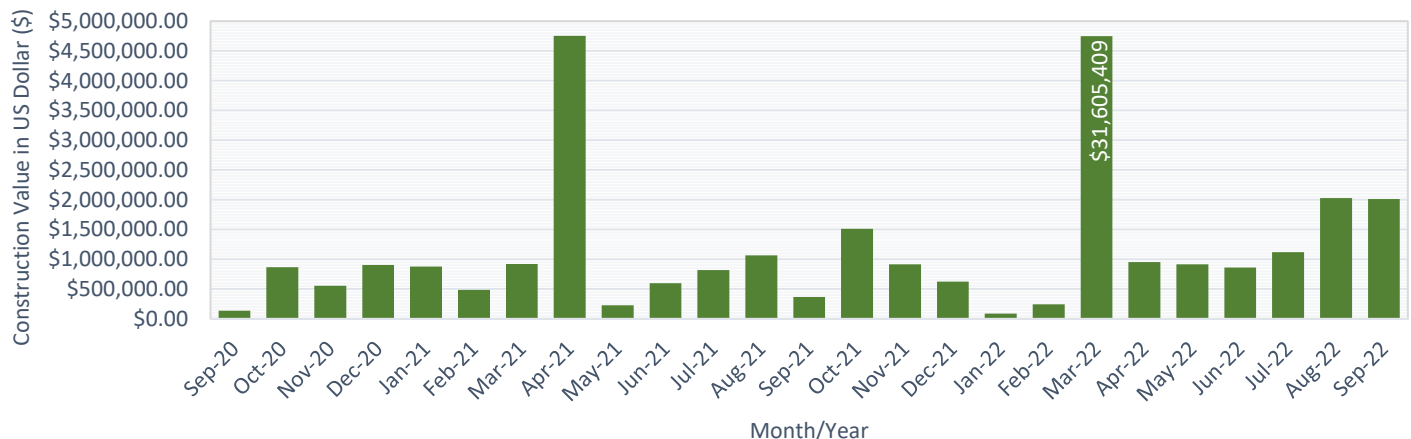
13 Applied
Revised
15 Issued
0 Cancelled
0 Denied
0 Deadfiled
0 Expired
12 COs Issued

Building Codes Activity

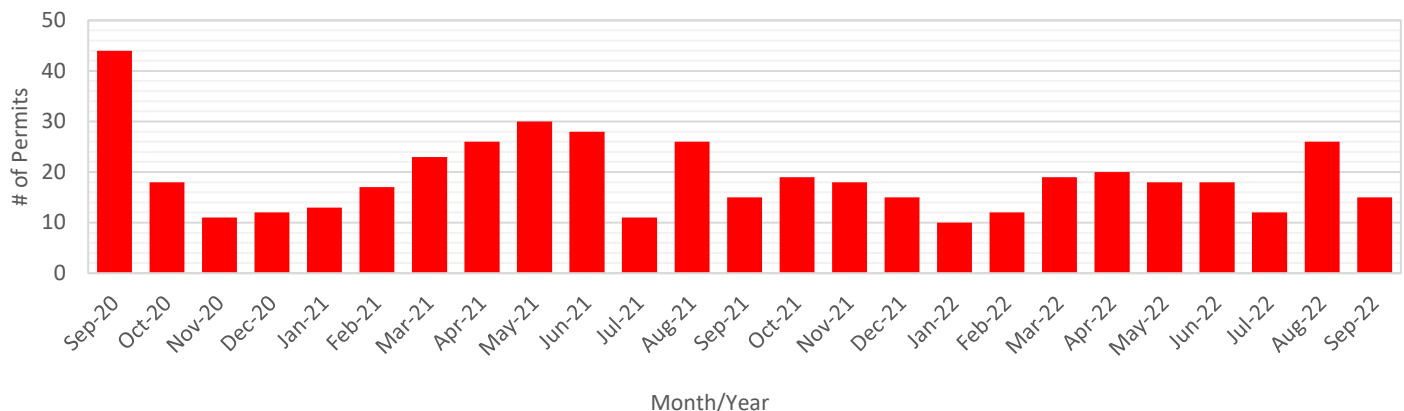
2 Plans Received
2 Plans Approved/Released
0 In-house Inspections
0 Contracted Inspections

HISTORICAL PERFORMANCE

Authorized Construction/Value by Month - Two Year Trend



Number of Permits Issued by Month - Two Year Trend





Department of Planning & Zoning Office of Permitting and Licensing Monthly Report Summary- August 2022

REPORT SUMMARY

Subdivision Plats Approved

0 Major
4 Minor
0 Total # of lots created

Construction Value – Issued

\$2,026,262.00 Total

Floodplain Management

1 Plans Received
3 Plans Approved

Major Site Plans

3 Plans Received
5 Plans Approved

Board of Zoning Appeals Cases

0 Applied
0 Denied
0 Approved
0 Continuance
0 Remanded (Continuance)

Fees Invoiced

\$0.00 BOZA
\$1,664.00 Land Use
\$1,399.00 Building Codes
\$12,370.00 ASCD
\$100.00 MHBGF
\$952.15 SWM
\$16,485.15 Total

Land Use/Building Permits

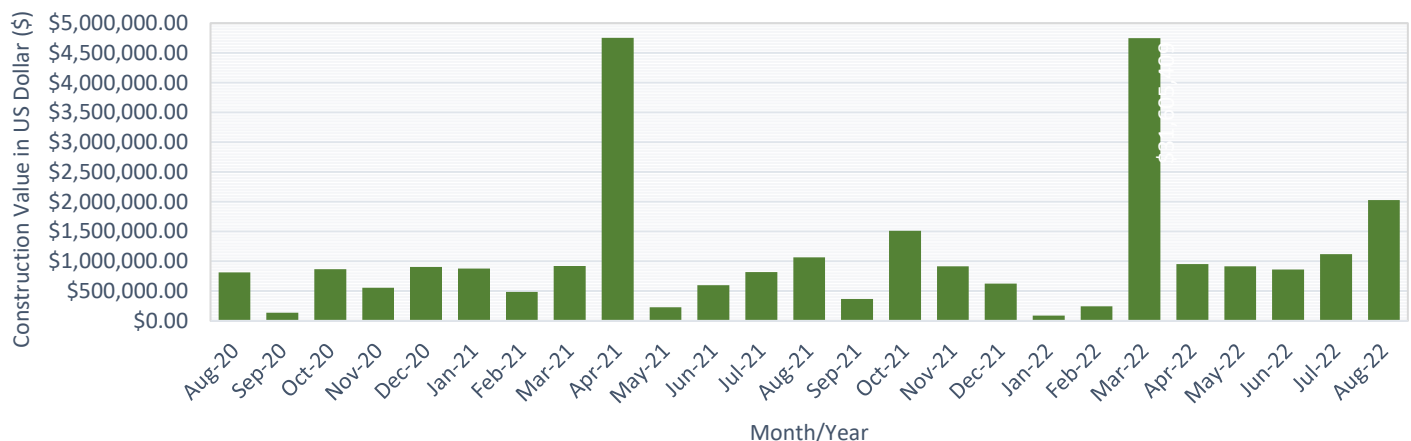
24 Applied
15 Revised
26 Issued
0 Cancelled
0 Denied
0 Deadfiled
0 Expired
3 COs Issued

Building Codes Activity

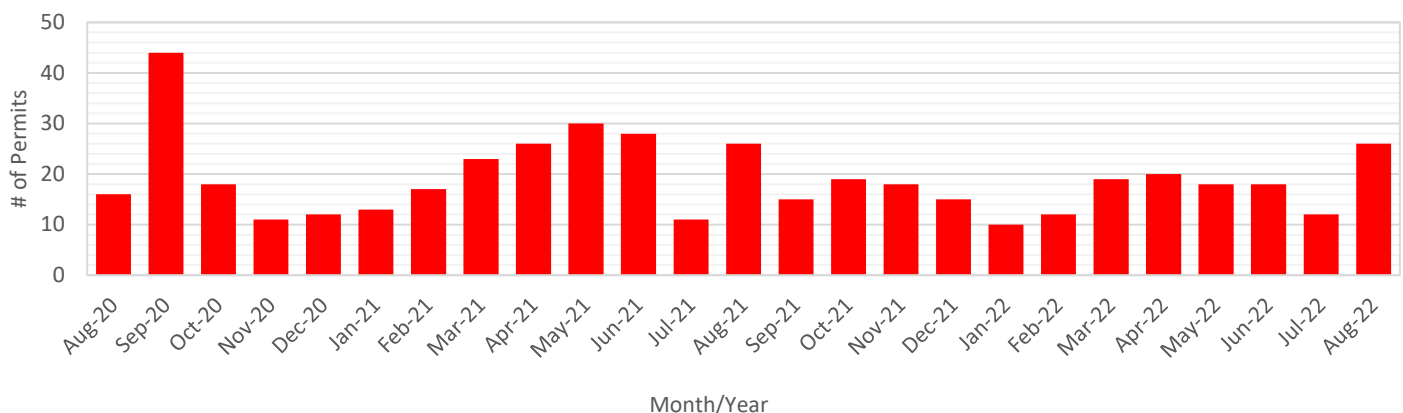
11 Plans Received
12 Plans Approved/Released
0 In-house Inspections
0 Contracted Inspections

HISTORICAL PERFORMANCE

Authorized Construction/Value by Month - Two Year Trend



Number of Permits Issued by Month - Two Year Trend





DEPARTMENT OF PLANNING & ZONING
Office of Permitting and Licensing
Monthly Report Summary- July 2022 (Revised)

REPORT SUMMARY

Subdivision Plats Approved

0 Major
0 Minor
0 Total # of lots created

Construction Value – Issued

\$1,121,730.00 Total

Floodplain Management

1 Plans Received
1 Plans Approved

Major Site Plans

0 Plans Received
0 Plans Approved

Board of Zoning Appeals Cases

0 Applied
0 Denied
0 Approved
0 Continuance
0 Remanded (Continuance)

Fees Invoiced

\$0.00 BOZA
\$605.00 Land Use
\$1,425.00 Building Codes
\$900.00 ASCD
\$200.00 MHBGF
\$0.00 SWM
\$3,130.00 Total

Land Use/Building Permits

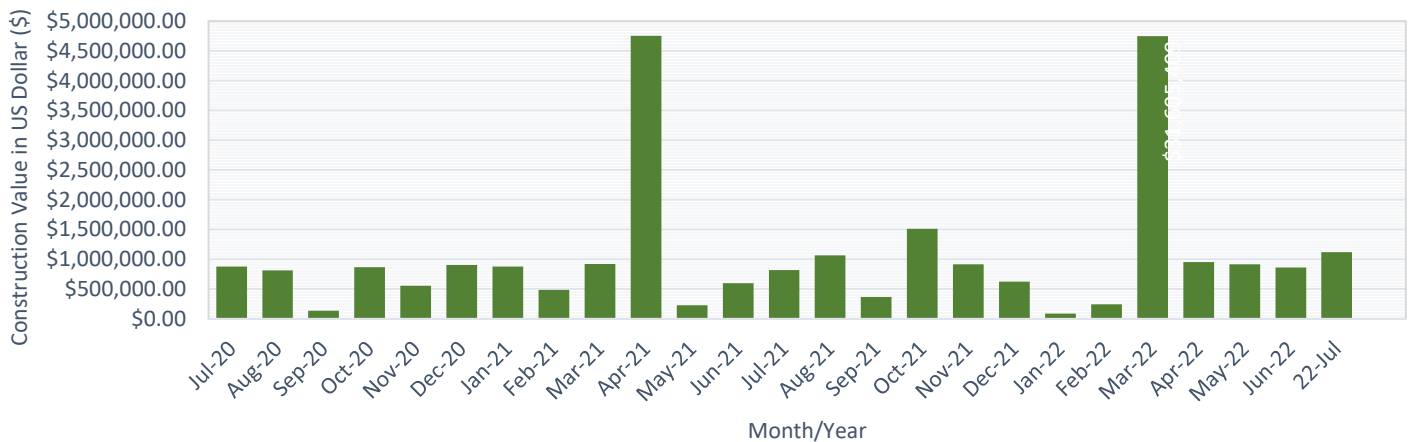
15 Applied
4 Revised
12 Issued
2 Cancelled
0 Denied
1 Deadfiled
0 Expired
2 COs Issued

Building Codes Activity

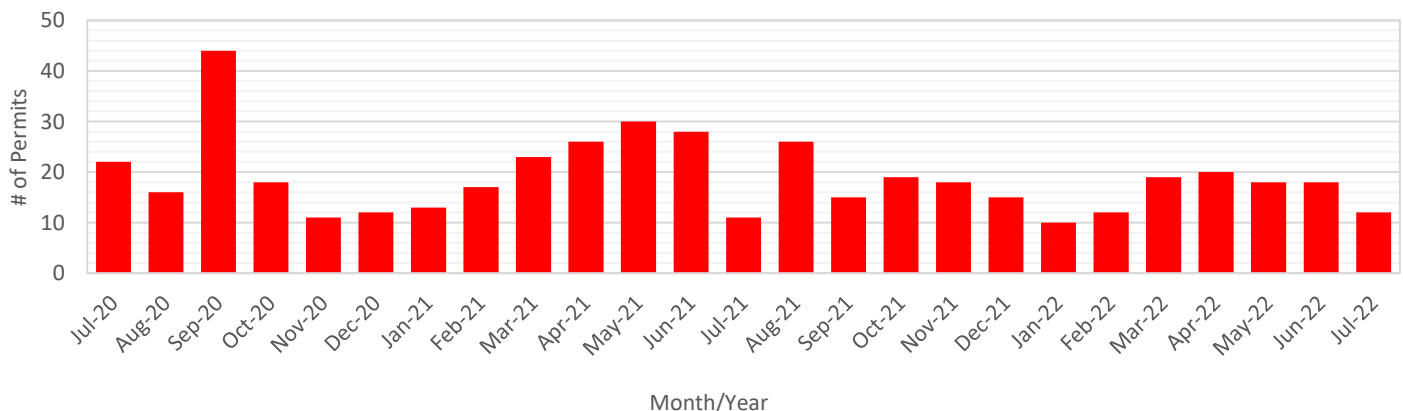
3 Plans Received
3 Plans Approved/Released
0 In-house Inspections
0 Contracted Inspections

HISTORICAL PERFORMANCE

Authorized Construction/Value by Month - Two Year Trend



Number of Permits Issued by Month - Two Year Trend





Department of Planning & Zoning Office of Permitting and Licensing Monthly Report Summary- June 2022

REPORT SUMMARY

Subdivision Plats Approved

0 Major
0 Minor
0 Total # of lots created

Construction Value – Issued

\$863,537.00 Total

Floodplain Management

1 Plans Received
0 Plans Approved

Major Site Plans

1 Plans Received
2 Plans Approved

Board of Zoning Appeals Cases

0 Applied
0 Denied
1 Approved
0 Continuance
0 Remanded (Continuance)

Fees Invoiced

\$0.00 BOZA
\$1,017.00 Land Use
\$1,129.00 Building Codes
\$1,705.00 ASCD
\$0.00 MHBGF
\$0.00 SWM
\$3,851.00 Total

Land Use/Building Permits

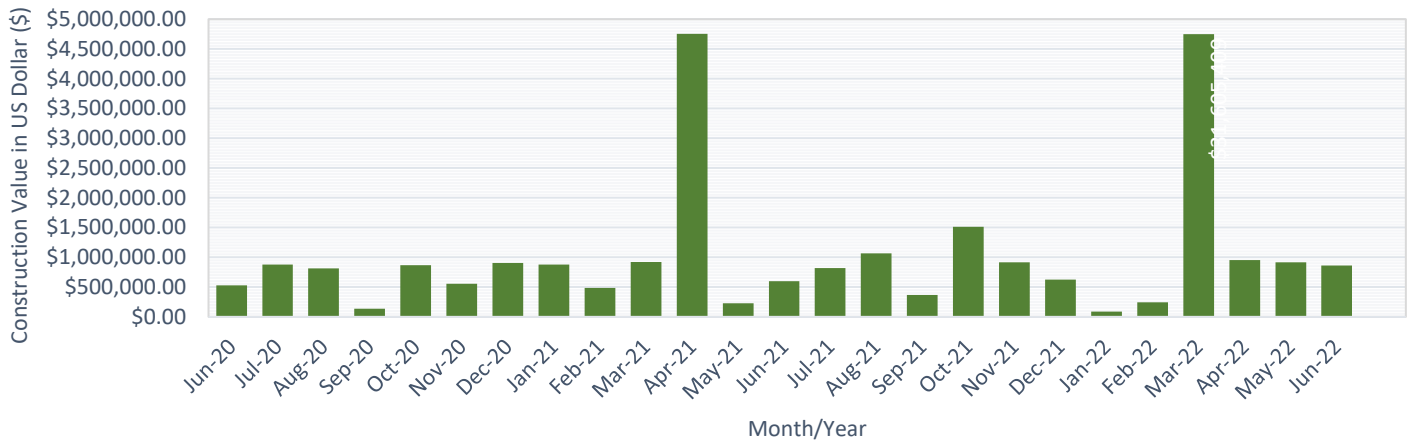
23 Applied
8 Revised
18 Issued
3 Cancelled
0 Denied
0 Deadfiled
0 Expired
2 COs Issued

Building Codes Activity

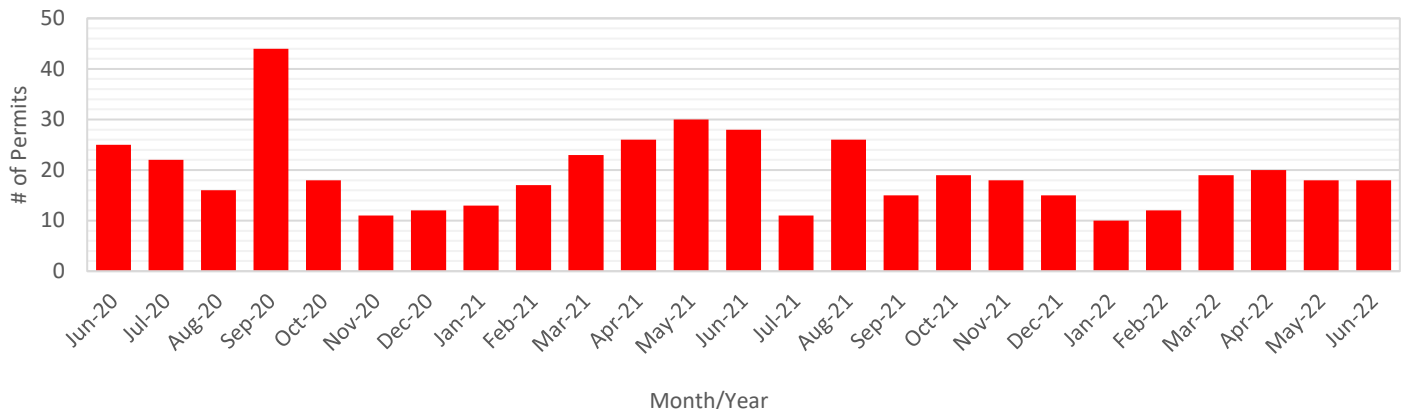
7 Plans Received
7 Plans Approved/Released
0 In-house Inspections
0 Contracted Inspections

HISTORICAL PERFORMANCE

Authorized Construction/Value by Month - Two Year Trend



Number of Permits Issued by Month - Two Year Trend





Department of Planning & Zoning Office of Permitting and Licensing Monthly Report Summary-May 2022

REPORT SUMMARY

Subdivision Plats Approved

0	Major
2	Minor
2	Total # of lots created

Construction Value – Issued

\$916,286.00 Total

Floodplain Management

0	Plans Received
1	Plans Approved

Major Site Plans

0	Plans Received
3	Plans Approved

Board of Zoning Appeals Cases

1	Applied
0	Denied
0	Approved
0	Continuance
0	Remanded (Continuance)

Fees Invoiced

\$0.00	BOZA
\$849.00	Land Use
\$1310.00	Building Codes
\$1530.00	ASCD
\$200.00	MHBGF
\$0.00	SWM
\$3,889.00	Total

Land Use/Building Permits

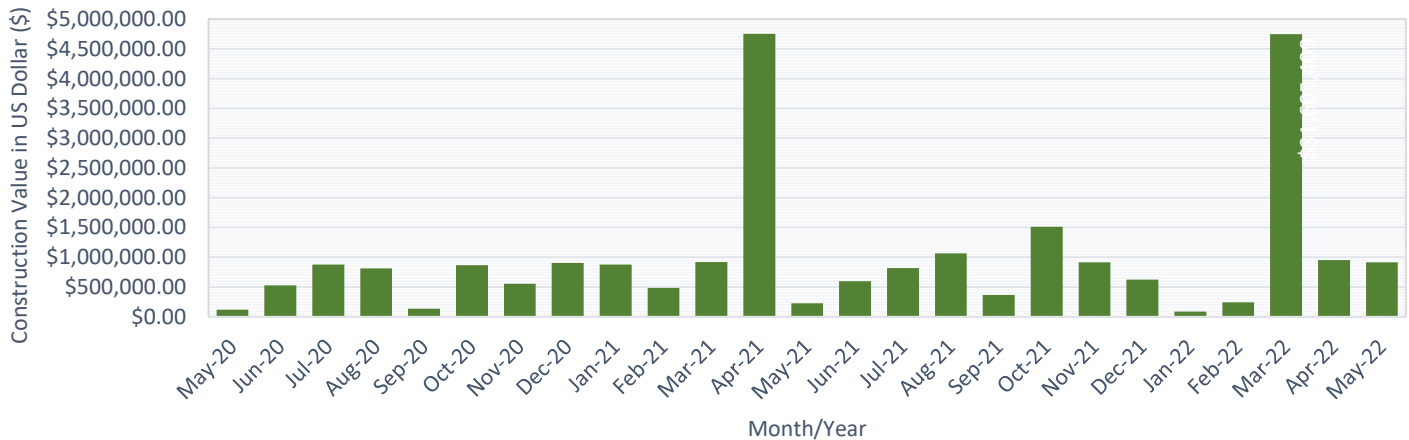
16	Applied
8	Revised
18	Issued
4	Cancelled
1	Denied
1	Deadfiled
0	Expired
1	COs Issued

Building Codes Activity

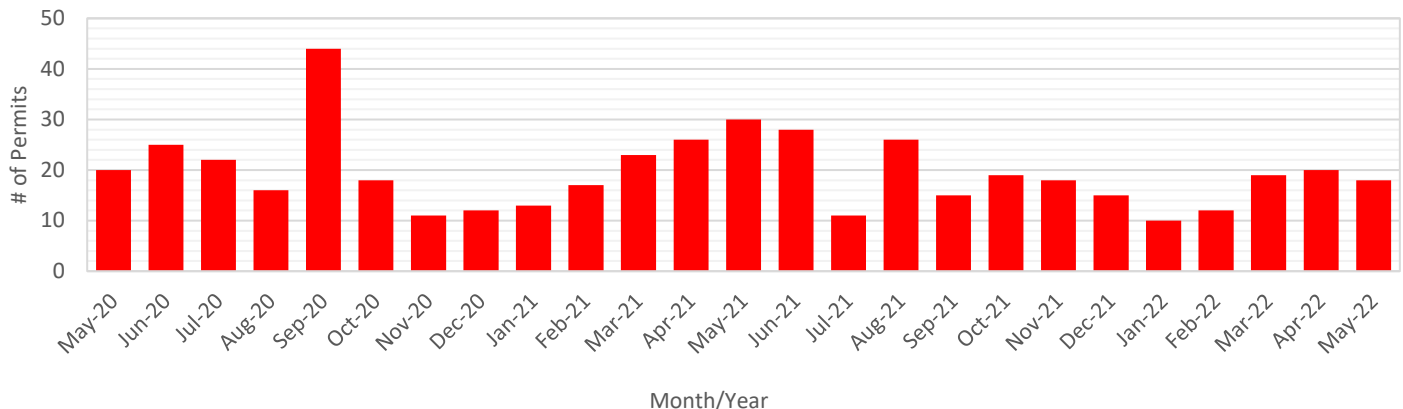
6	Plans Received
6	Plans Approved/Released
0	In-house Inspections
0	Contracted Inspections

HISTORICAL PERFORMANCE

Authorized Construction/Value by Month - Two Year Trend



Number of Permits Issued by Month - Two Year Trend





Department of Planning & Zoning Office of Permitting and Licensing Monthly Report Summary-April 2022

REPORT SUMMARY

Subdivision Plats Approved

0 Major
1 Minor
0 Total # of lots created

Construction Value – Issued

\$955,965.00 Total

Floodplain Management

1 Plans Received
0 Plans Approved

Major Site Plans

3 Plans Received
2 Plans Approved

Board of Zoning Appeals Cases

0 Applied
0 Denied
1 Approved
0 Continuance
0 Remanded (Continuance)

Fees Invoiced

\$150.00 BOZA
\$1,001.00 Land Use
\$1,529.00 Building Codes
\$2,318.00 ASCD
\$150.00 MHBGF
\$0.00 SWM
\$5,148.00 Total

Land Use/Building Permits

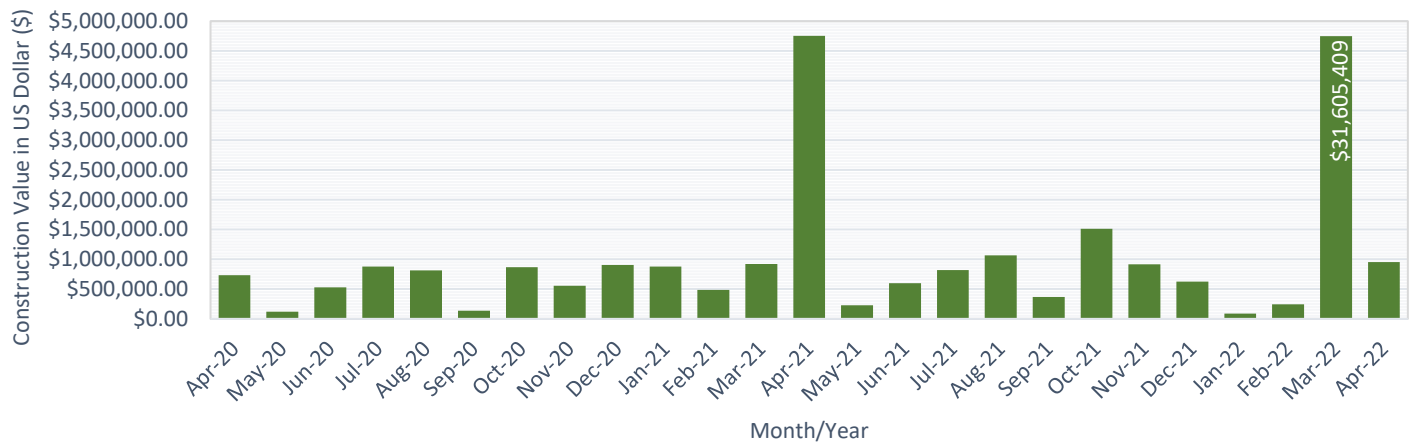
22 Applied
5 Revised
20 Issued
5 Cancelled
0 Denied
0 Deadfiled
0 Expired
1 COs Issued

Building Codes Activity

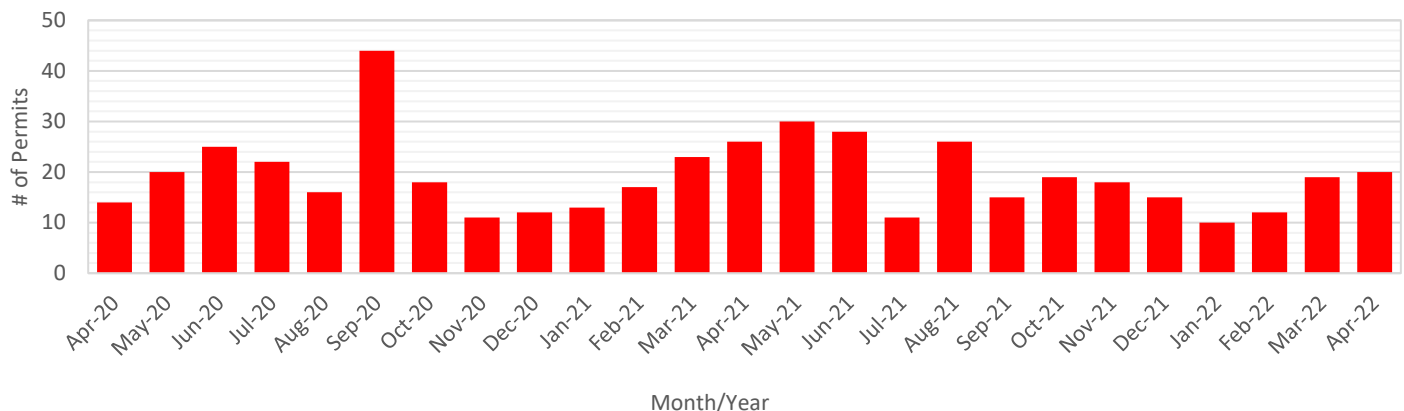
7 Plans Received
6 Plans Approved/Released
0 In-house Inspections
0 Contracted Inspections

HISTORICAL PERFORMANCE

Authorized Construction/Value by Month - Two Year Trend



Number of Permits Issued by Month - Two Year Trend





DEPARTMENT OF PLANNING & ZONING

Office of Permitting and Licensing

Monthly Report Summary-March 2022

REPORT SUMMARY

Subdivision Plats Approved

0 Major
0 Minor
0 Total # of lots created

Construction Value – Issued

\$31,605,409.00 Total

Floodplain Management

2 Plans Received
0 Plans Approved

Major Site Plans

2 Plans Received
5 Plans Approved

Board of Zoning Appeals Cases

1 Applied
0 Denied
0 Approved
0 Continuance
0 Remanded (Continuance)

Fees Invoiced

\$0.00 BOZA
\$720.00 Land Use
\$1,232.00 Building Codes
\$1,430.00 ASCD
\$100.00 MHBGF
\$0.00 SWM
\$3,482.00 Total

Land Use/Building Permits

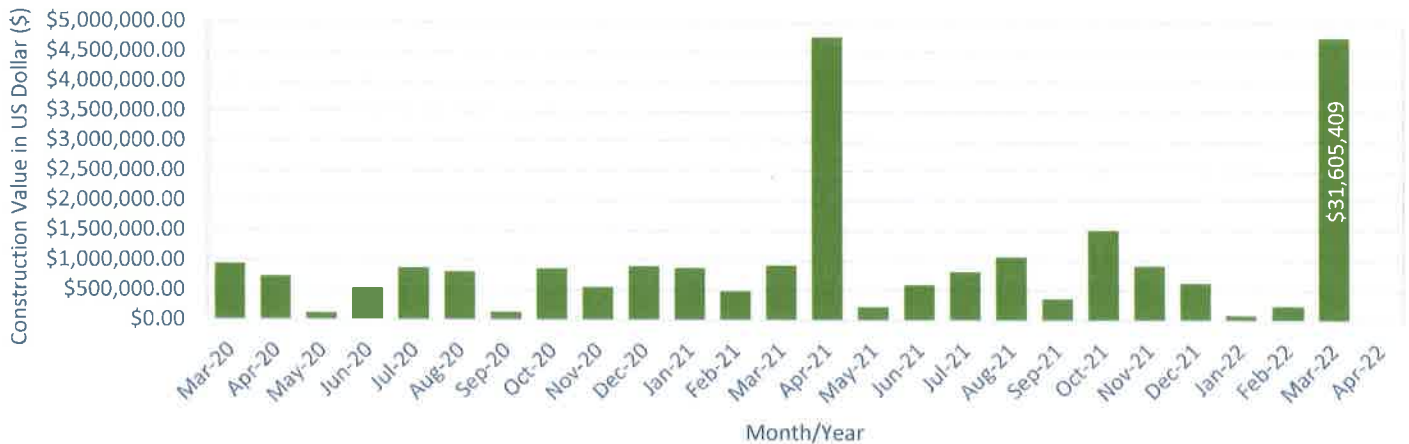
25 Applied
14 Revised
19 Issued
0 Cancelled
0 Denied
0 Deadfiled
0 Expired
3 COs Issued

Building Codes Activity

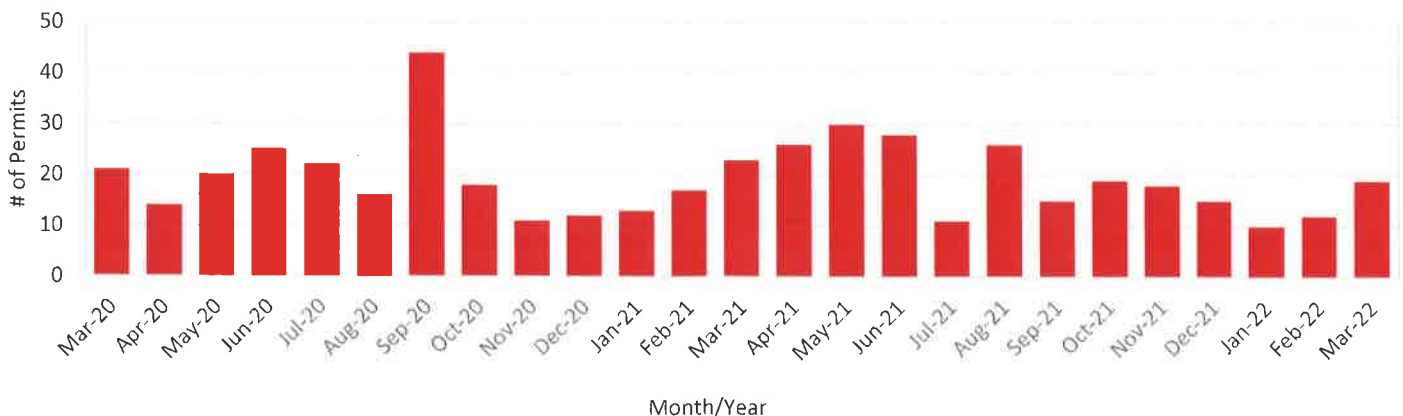
7 Plans Received
7 Plans Approved/Released
0 In-house Inspections
0 Contracted Inspections

HISTORICAL PERFORMANCE

Authorized Construction/Value by Month - Two Year Trend



Number of Permits Issued by Month - Two Year Trend





DEPARTMENT OF PLANNING & ZONING
Office of Permits and Licenses
Monthly Report Summary-February 2022 (Amended)

REPORT SUMMARY

Subdivision Plats Approved

0 Major
 0 Minor
 0 Total # of lots created

Construction Value – Issued

\$241,500.00 Total

Floodplain Management

0 Plans Received
 0 Plans Approved

Major Site Plans

1 Plans Received
 1 Plans Approved

Board of Zoning Appeals Cases

0 Applied
 0 Denied
 0 Approved
 0 Continuance
 0 Remanded (Continuance)

Fees Invoiced

\$0.00 BOZA
 \$920.00 Land Use
 \$552.00 Building Codes
 \$1,115.00 ASCD
 \$50.00 MHBGF
 \$0.00 SWM
\$2,637.00 Total

Land Use/Building Permits

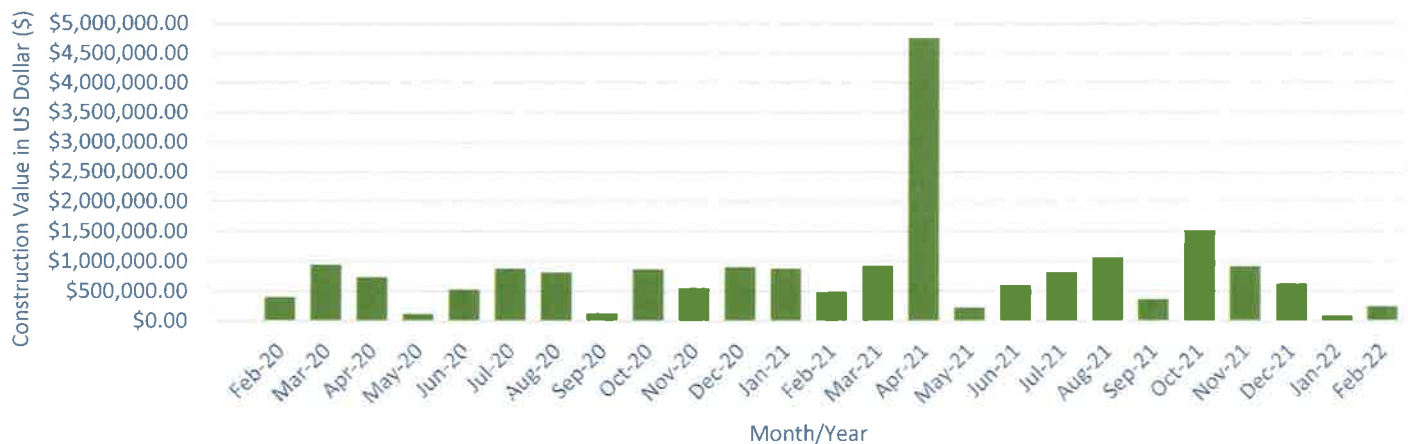
22 Applied
 3 Revised
 11 Issued
 1 Cancelled
 0 Denied
 0 Deadfiled
 0 Expired
 6 COs Issued

Building Codes Activity

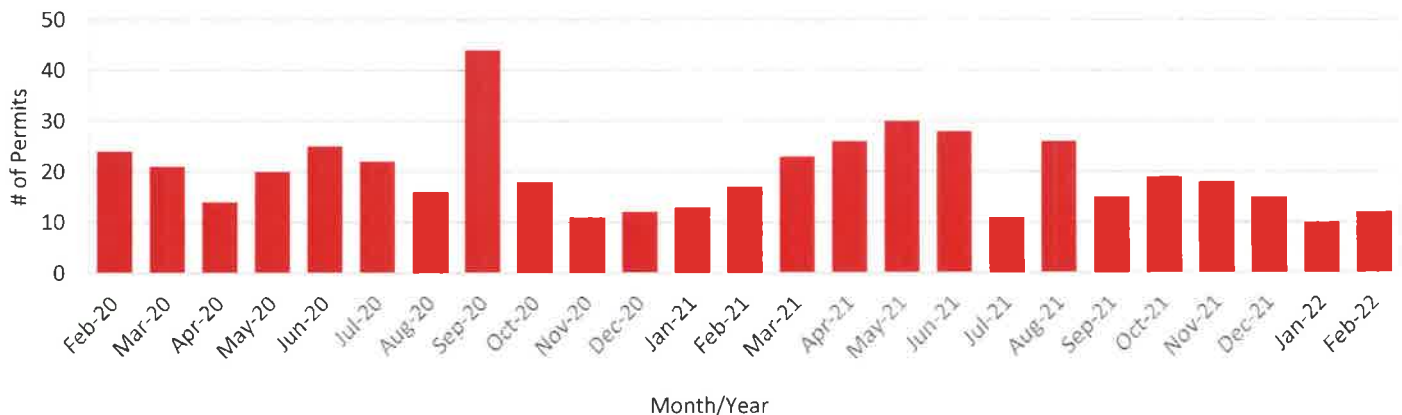
3 Plans Received
 3 Plans Approved/Released
 0 In-house Inspections
 0 Contracted Inspections

HISTORICAL PERFORMANCE

Authorized Construction/Value by Month - Two Year Trend



Number of Permits Issued by Month - Two Year Trend





DEPARTMENT OF PLANNING & ZONING

Office of Permitting and Licensing

Monthly Report Summary-January 2022

REPORT SUMMARY

Subdivision Plats Approved

0 Major
0 Minor
0 Total # of lots created

Construction Value – Issued

\$89,050.00 Total

Floodplain Management

0 Plans Received
1 Plans Approved

Major Site Plans

6 Plans Received
4 Plans Approved

Board of Zoning Appeals Cases

0 Applied
0 Denied
0 Approved
0 Continuance
0 Remanded (Continuance)

Fees Invoiced

\$0.00 BOZA
\$1,271.00 Land Use
\$10,194.00 Building Codes
\$3,820.00 ASCD
\$50.00 MHBGF
\$0.00 SWM
\$15,835.00 Total

Land Use/Building Permits

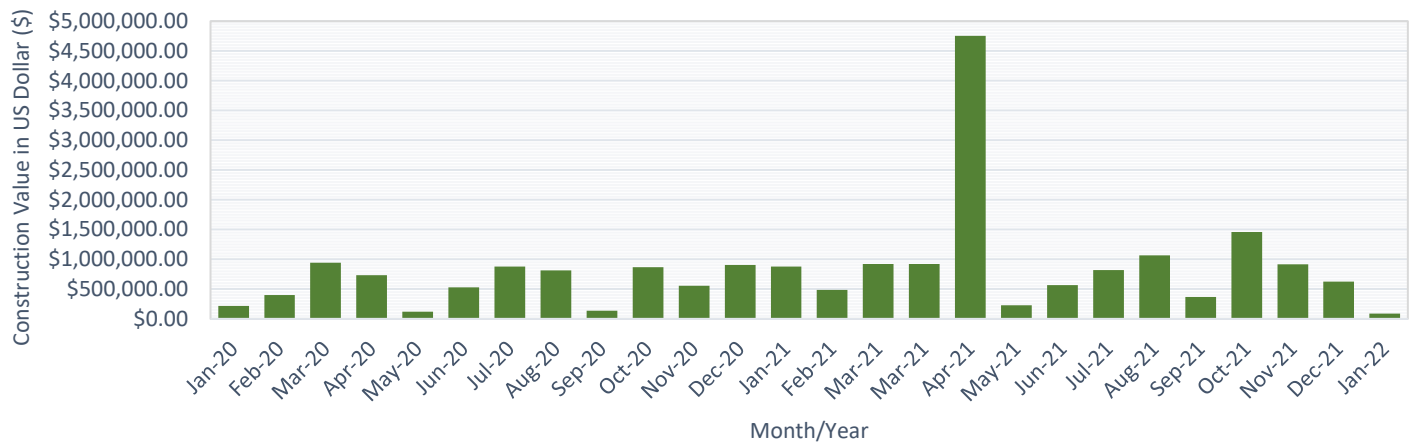
13 Applied
6 Revised
10 Issued
1 Cancelled
0 Denied
0 Deadfiled
0 Expired
3 COs Issued

Building Codes Activity

2 Plans Received
2 Plans Approved/Released
0 In-house Inspections
0 Contracted Inspections

HISTORICAL PERFORMANCE

Authorized Construction/Value by Month - Two Year Trend



Number of Permits Issued by Month - Two Year Trend

