



DEPARTMENT OF PLANNING & ZONING
Office of Permits and Licenses
Monthly Report Summary-December 2021

REPORT SUMMARY

Subdivision Plats Approved

0	Major
2	Minor
2	Total # of lots created

Construction Value – Issued

\$624,170.00 Total

Floodplain Management

0	Plans Received
0	Plans Approved

Major Site Plans

3	Plans Received
0	Plans Approved

Board of Zoning Appeals Cases

0	Applied
0	Denied
0	Approved
0	Continuance
0	Remanded (Continuance)

Fees Invoiced

\$0.00	BOZA
\$736.00	Land Use
\$0.00	Building Codes
\$3868.00	ASCD
\$0.00	MHBGF
\$0.00	SWM
\$4,604.00	Total

Land Use/Building Permits

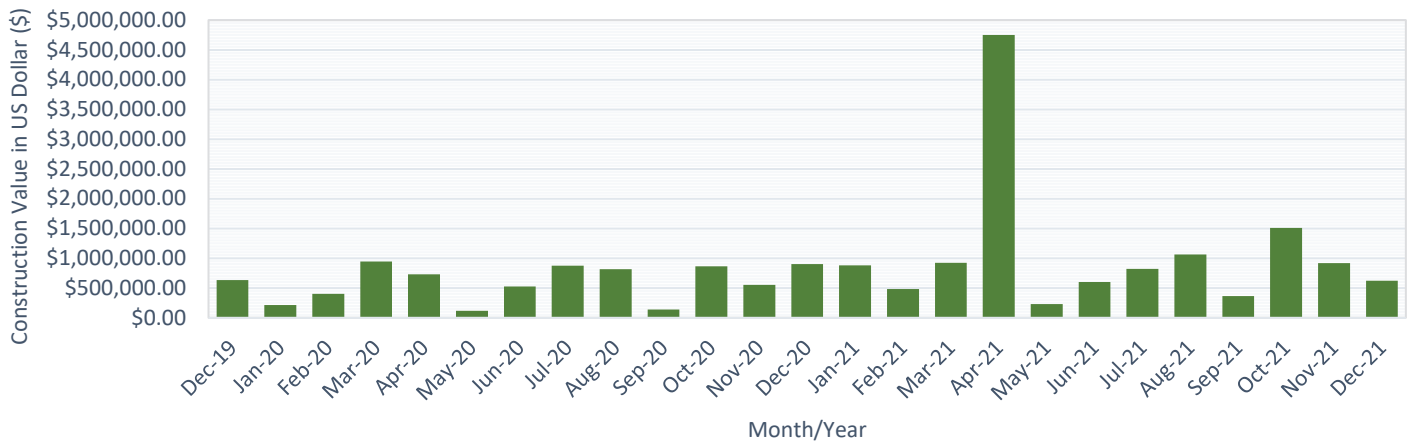
18	Applied
8	Revised
15	Issued
3	Cancelled
1	Denied
2	Deadfiled
0	Expired
2	COs Issued

Building Codes Activity

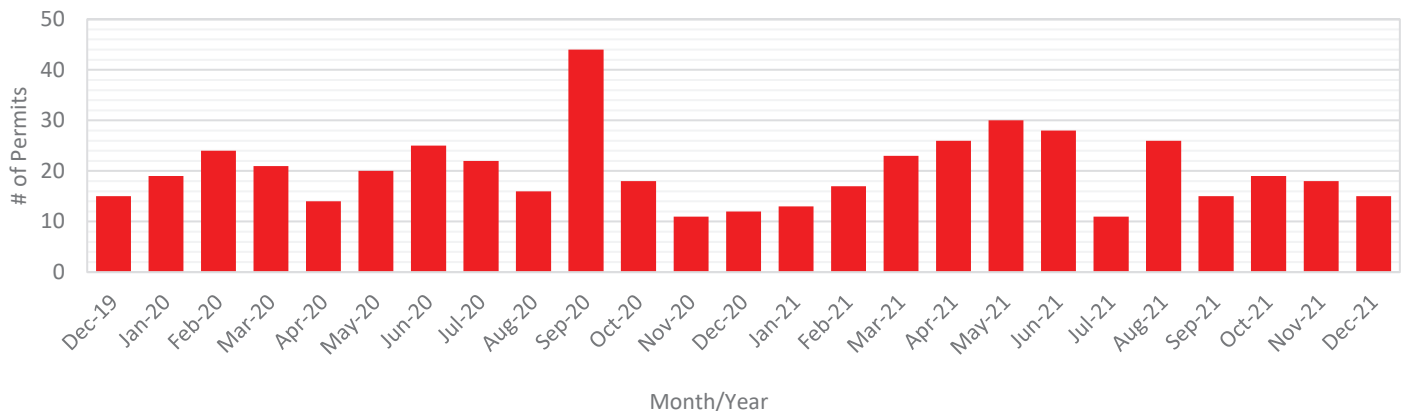
0	Plans Received
0	Plans Approved/Released
0	In-house Inspections
0	Contracted Inspections

HISTORICAL PERFORMANCE

Authorized Construction/Value by Month - Two Year Trend



Number of Permits Issued by Month - Two Year Trend





DEPARTMENT OF PLANNING & ZONING

Office of Permits and Licenses

Monthly Report Summary–November 2021

REPORT SUMMARY

Subdivision Plats Approved

0	Major
2	Minor
4	Total # of lots created

Construction Value – Issued

\$917,000.00 Total

Floodplain Management

0	Plans Received
0	Plans Approved

Major Site Plans

2	Plans Received
0	Plans Approved

Board of Zoning Appeals Cases

0	Applied
0	Denied
1	Approved
0	Continuance
0	Remanded (Continuance)

Fees Invoiced

\$0.00	BOZA
\$885.00	Land Use
\$529.00	Building Codes
\$5,050.00	ASCD
\$50.00	MHBGF
\$0.00	SWM
\$6,514.00	Total

Land Use/Building Permits

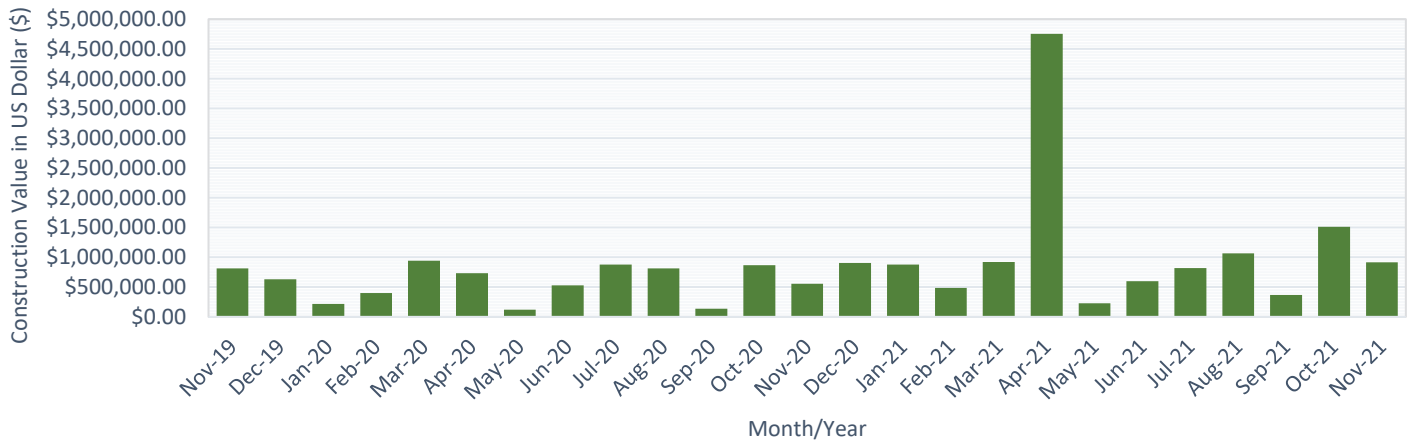
18	Applied
6	Revised
18	Issued
2	Cancelled
0	Denied
7	Deadfiled
0	Expired
0	COs Issued

Building Codes Activity

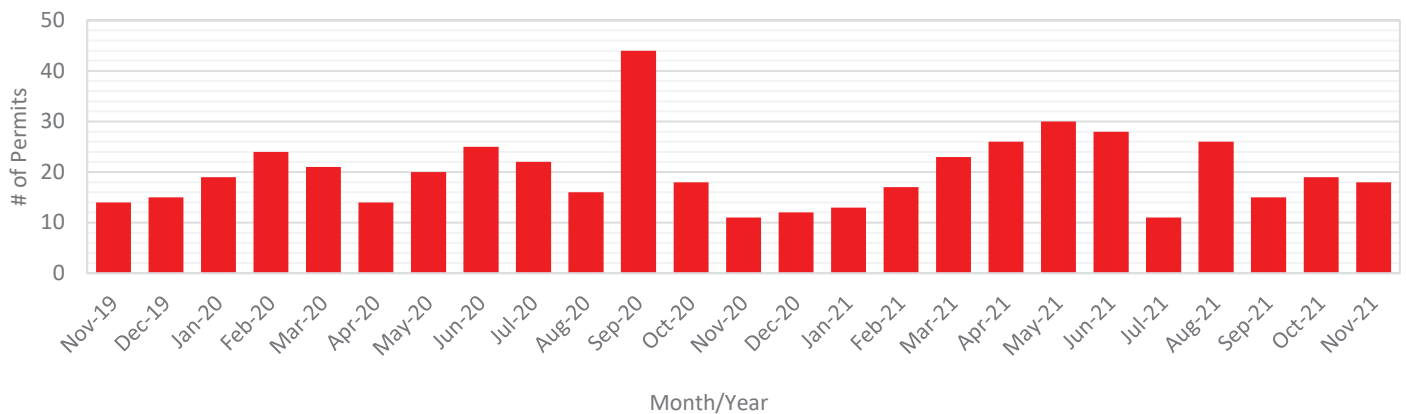
4	Plans Received
3	Plans Approved/Released
0	In-house Inspections
0	Contracted Inspections

HISTORICAL PERFORMANCE

Authorized Construction/Value by Month - Two Year Trend



Number of Permits Issued by Month - Two Year Trend





DEPARTMENT OF PLANNING & ZONING
Office of Permits and Licenses
Monthly Report Summary-October 2021 Amended

REPORT SUMMARY

Subdivision Plats Approved

0 Major
1 Minor
2 Total # of lots created

Construction Value – Issued

\$1,460,970.00 Total

Floodplain Management

0 Plans Received
0 Plans Approved

Major Site Plans

2 Plans Received
2 Plans Approved

Board of Zoning Appeals Cases

1 Applied
0 Denied
0 Approved
0 Continuance
0 Remanded (Continuance)

Fees Invoiced

\$150.00 BOZA
\$838.00 Land Use
\$789.00 Building Codes
\$5,586.00 ASCD
\$100.00 MHBGF
\$0.00 SWM
\$7,463.00 Total

Land Use/Building Permits

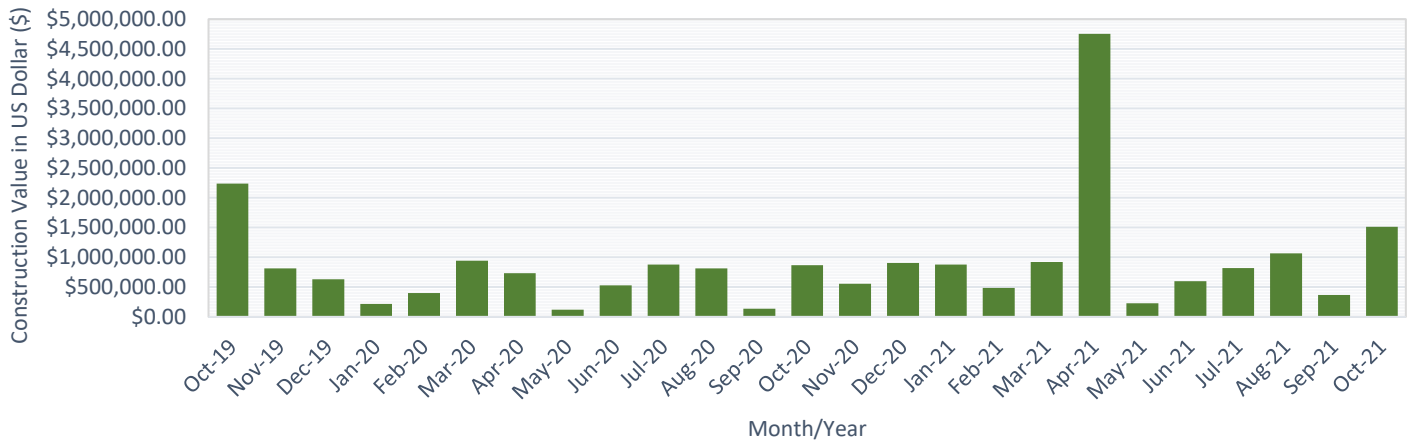
19 Applied
6 Revised
16 Issued
1 Cancelled
0 Denied
0 Deadfiled
0 Expired
3 COs Issued

Building Codes Activity

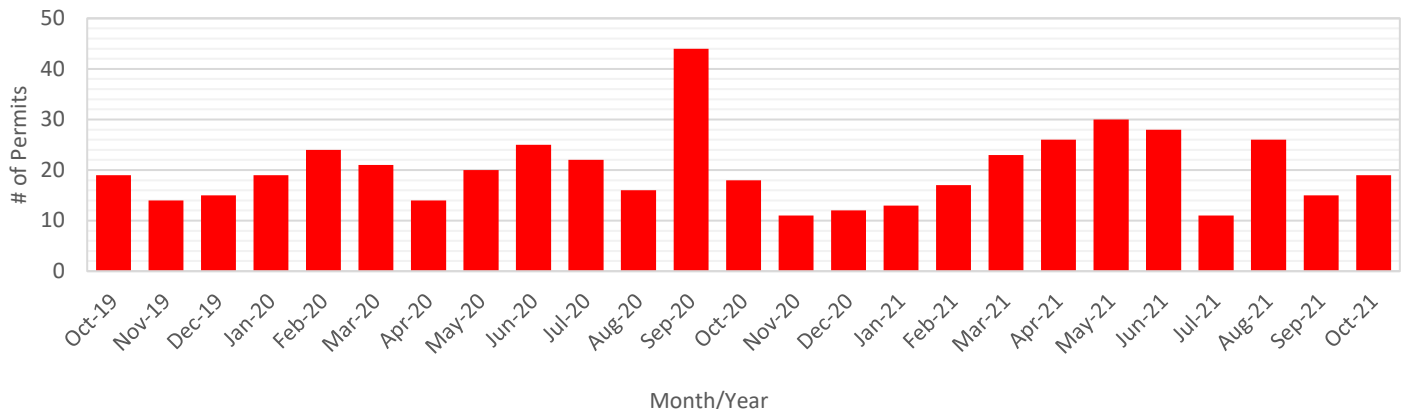
2 Plans Received
3 Plans Approved/Released
0 In-house Inspections
0 Contracted Inspections

HISTORICAL PERFORMANCE

Authorized Construction/Value by Month - Two Year Trend



Number of Permits Issued by Month - Two Year Trend





DIVISION OF LAND DEVELOPMENT SERVICES

Monthly Report Summary–September 2021

REPORT SUMMARY

Subdivision Plats Approved

0 Major
0 Minor
0 Total # of lots created

Construction Value – Issued

\$367,121.⁰⁰ Total

Floodplain Management

1 Plans Received
0 Plans Approved

Major Site Plans

0 Plans Received
0 Plans Approved

Board of Zoning Appeals Cases

0 Applied
0 Denied
0 Approved
0 Continuance
0 Remanded (Continuance)

Fees Invoiced

\$0.⁰⁰ BOZA
\$865.⁰⁰ Land Use
\$1,260.⁰⁰ Building Codes
\$1,093.⁰⁰ ASCD
\$100.⁰⁰ MHBGF
\$0.⁰⁰ SWM
\$3,318.00 Total

Land Use/Building Permits

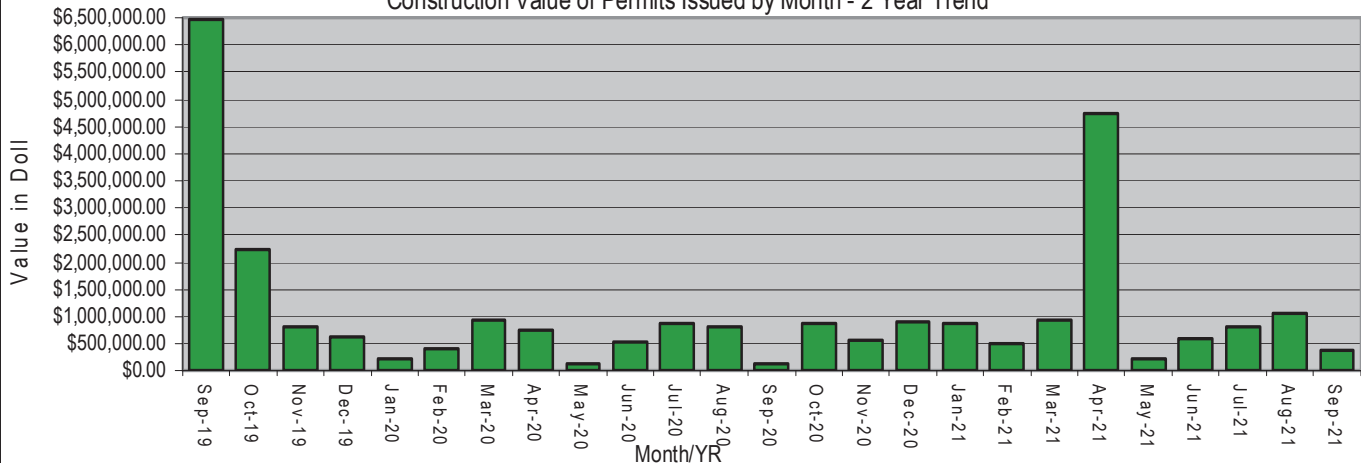
15 Applied
8 Revised
19 Issued
2 Cancelled
0 Denied
0 Deadfiled
0 Expired
0 COs Issued

Building Codes Activity

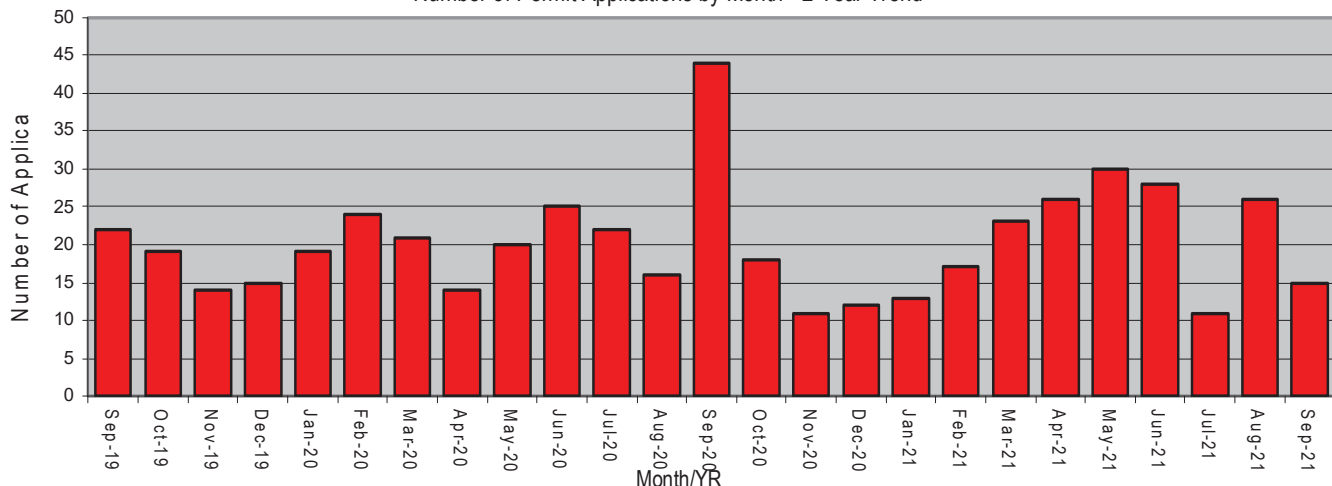
6 Plans Received
7 Plans Approved/Released
0 In-house Inspections
0 Contracted Inspections

HISTORICAL PERFORMANCE

Construction Value of Permits Issued by Month - 2 Year Trend*



Number of Permit Applications by Month - 2 Year Trend





DIVISION OF LAND DEVELOPMENT SERVICES

Monthly Report Summary–August 2021

REPORT SUMMARY

Subdivision Plats Approved

0 Major
0 Minor
0 Total # of lots created

Construction Value – Issued

\$1,064,400.⁰⁰ Total

Floodplain Management

0 Plans Received
0 Plans Approved

Major Site Plans

0 Plans Received
1 Plans Approved

Board of Zoning Appeals Cases

0 Applied
0 Denied
0 Approved
0 Continuance
0 Remanded (Continuance)

Fees Invoiced

\$0.⁰⁰ BOZA
\$655.⁰⁰ Land Use
\$441.⁰⁰ Building Codes
\$611.⁰⁰ ASCD
\$50.⁰⁰ MHBGF
\$0.⁰⁰ SWM
\$1,757.00 Total

Land Use/Building Permits

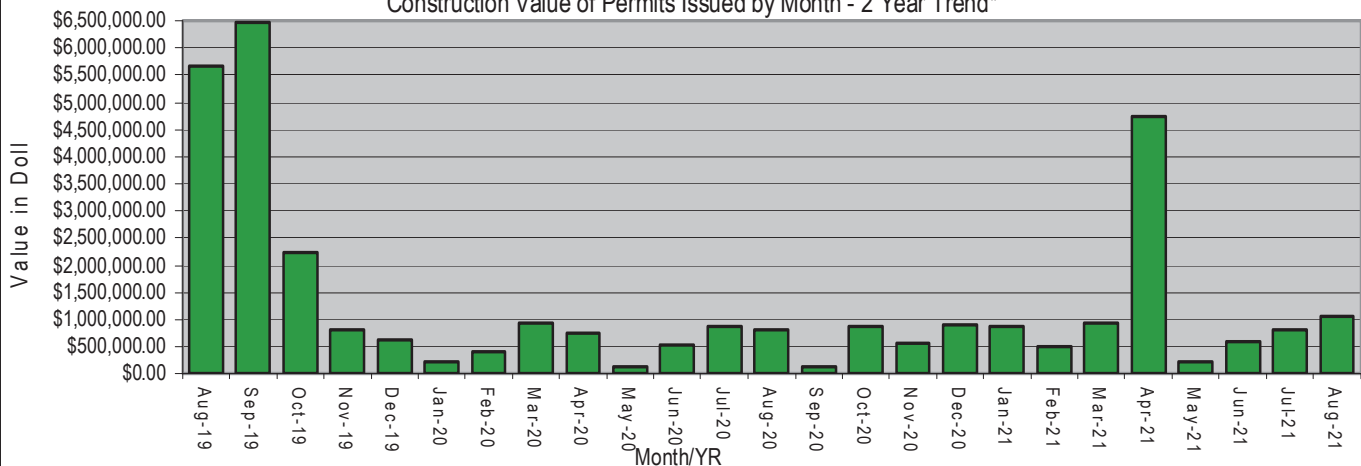
26 Applied
11 Revised
19 Issued
0 Cancelled
0 Denied
0 Deadfiled
0 Expired
1 COs Issued

Building Codes Activity

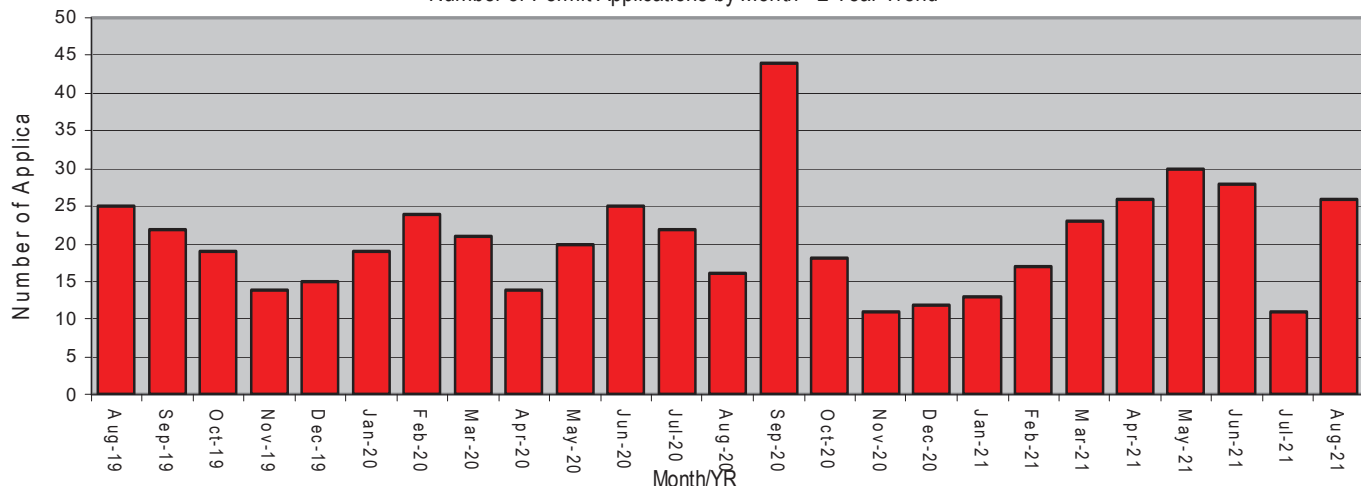
5 Plans Received
3 Plans Approved/Released
0 In-house Inspections
0 Contracted Inspections

HISTORICAL PERFORMANCE

Construction Value of Permits Issued by Month - 2 Year Trend*



Number of Permit Applications by Month - 2 Year Trend





DIVISION OF LAND DEVELOPMENT SERVICES

Monthly Report Summary–July 2021

REPORT SUMMARY

Subdivision Plats Approved

0 Major
2 Minor
3 Total # of lots created

Construction Value – Issued

\$819,807.⁹⁵ Total

Floodplain Management

0 Plans Received
0 Plans Approved

Major Site Plans

1 Plans Received
1 Plans Approved

Board of Zoning Appeals Cases

0 Applied
0 Denied
0 Approved
0 Continuance
0 Remanded (Continuance)

Fees Invoiced

\$00.⁰⁰ BOZA
\$155.⁰⁰ Land Use
\$83.²⁰ Building Codes
\$295.⁰⁰ ASCD
\$0.⁰⁰ MHBGF
\$0.⁰⁰ SWM
\$533.20 Total

Land Use/Building Permits

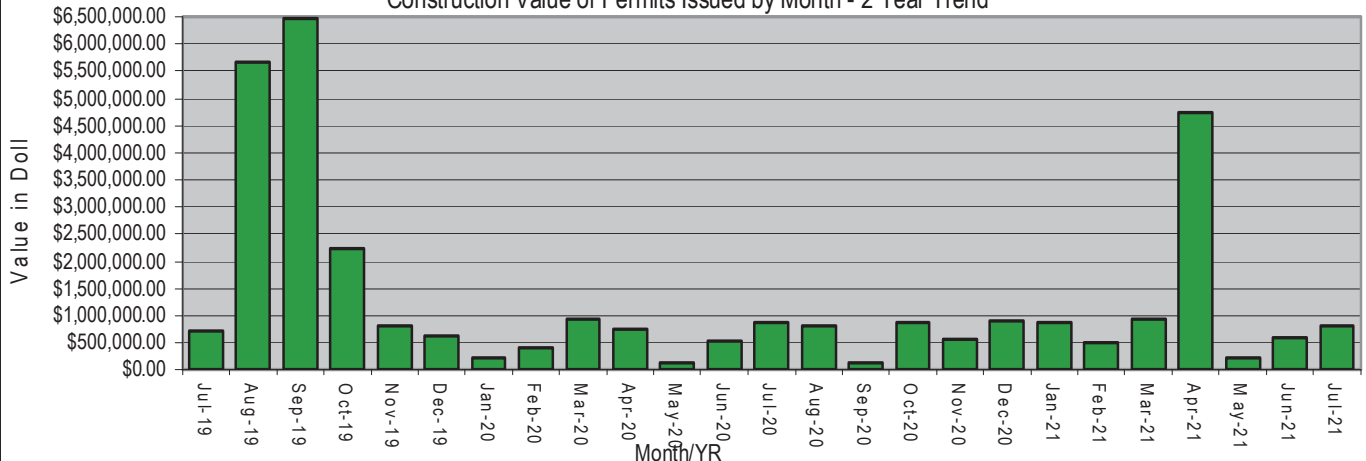
11 Applied
10 Revised
24 Issued
0 Cancelled
2 Denied
2 Deadfiled
0 Expired
6 COs Issued

Building Codes Activity

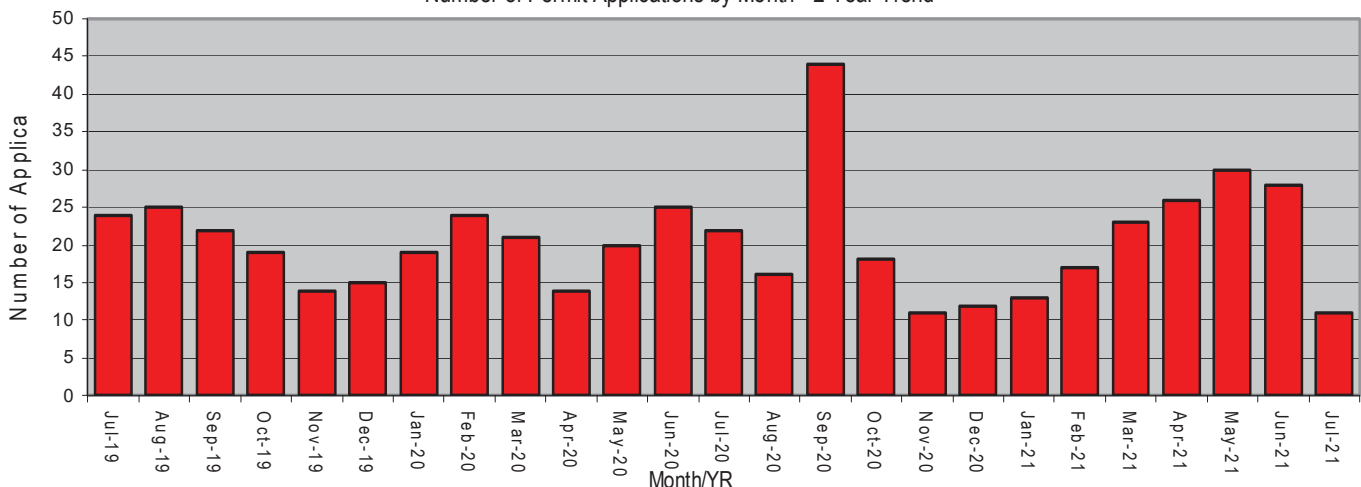
1 Plans Received
1 Plans Approved/Released
0 In-house Inspections
0 Contracted Inspections

HISTORICAL PERFORMANCE

Construction Value of Permits Issued by Month - 2 Year Trend*



Number of Permit Applications by Month - 2 Year Trend





DIVISION OF LAND DEVELOPMENT SERVICES

Monthly Report Summary–June 2021 Amended

REPORT SUMMARY

Subdivision Plats Approved

0 Major
0 Minor
0 Total # of lots created

Construction Value – Issued

\$568,100.00 Total

Floodplain Management

0 Plans Received
0 Plans Approved

Major Site Plans

1 Plans Received
1 Plans Approved

Board of Zoning Appeals Cases

0 Applied
0 Denied
0 Approved
0 Continuance
0 Remanded (Continuance)

Fees Invoiced

\$00.00 BOZA
\$2,147.00 Land Use
\$495.00 Building Codes
\$24,845.00 ASCD
\$150.00 MHBGF
\$00.00 SWM
\$27,587.00 Total

Land Use/Building Permits

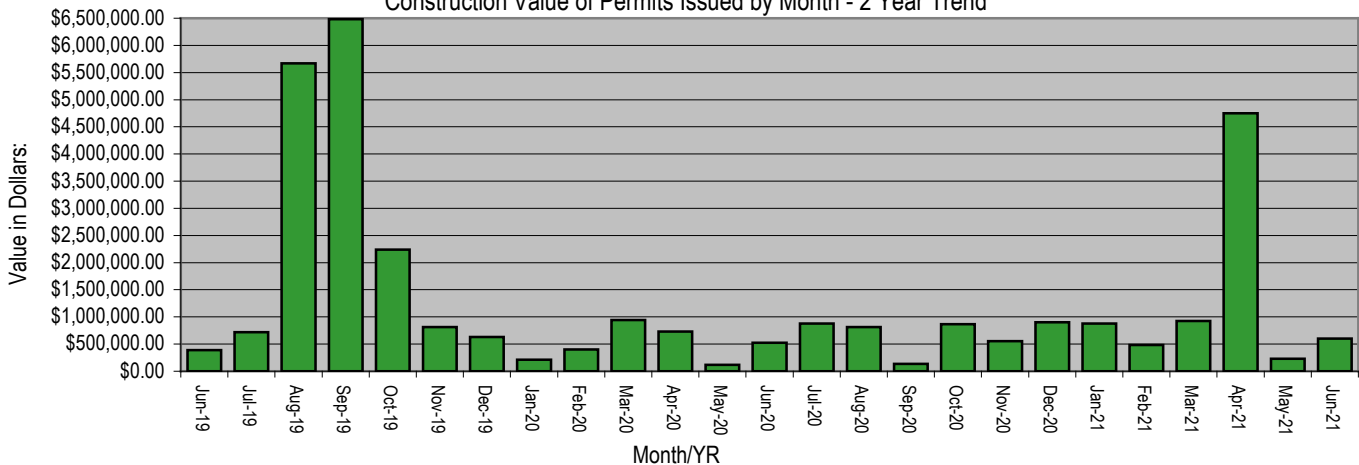
28 Applied
7 Revised
22 Issued
2 Cancelled
0 Denied
0 Deadfiled
0 Expired
1 COs Issued

Building Codes Activity

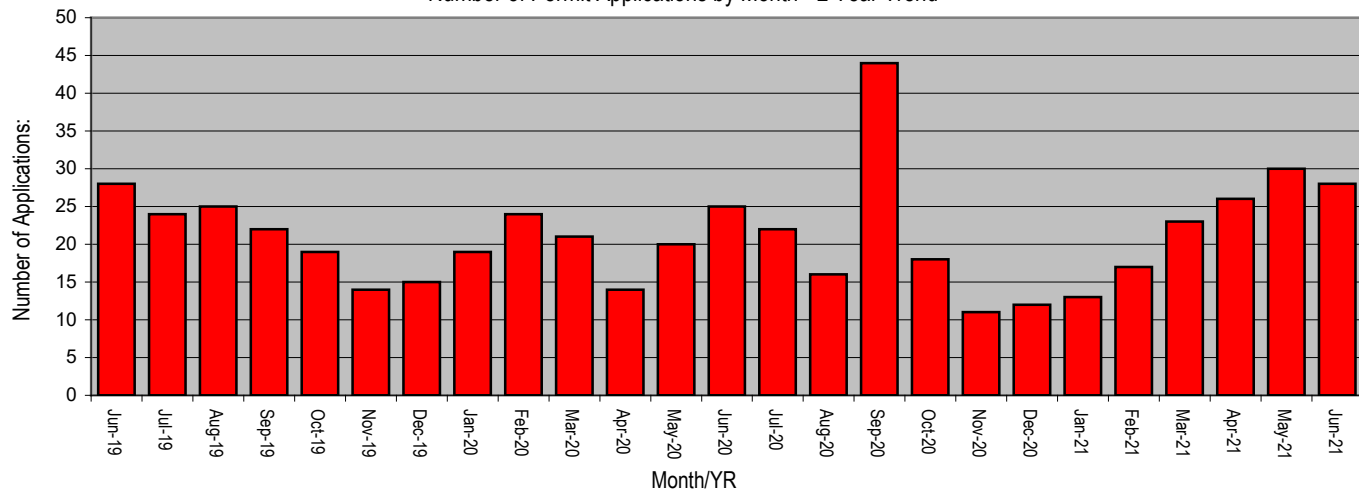
8 Plans Received
8 Plans Approved/Released
0 In-house Inspections
0 Contracted Inspections

HISTORICAL PERFORMANCE

Construction Value of Permits Issued by Month - 2 Year Trend*



Number of Permit Applications by Month - 2 Year Trend





DIVISION OF LAND DEVELOPMENT SERVICES

Monthly Report Summary–May 2021

REPORT SUMMARY

Subdivision Plats Approved

0 Major
1 Minor
2 Total # of lots created

Construction Value – Issued

\$229,550.⁰⁰ Total

Floodplain Management

1 Plans Received
1 Plans Approved

Major Site Plans

1 Plans Received
0 Plans Approved

Board of Zoning Appeals Cases

0 Applied
0 Denied
2 Approved
0 Continuance
0 Remanded (Continuance)

Fees Invoiced

\$00.⁰⁰ BOZA
\$1,085.⁰⁰ Land Use
\$1,094.⁰⁰ Building Codes
\$1,650.⁰⁰ ASCD
\$150.⁰⁰ MHBGF
\$00.⁰⁰ SWM
\$3,979.00 Total

Land Use/Building Permits

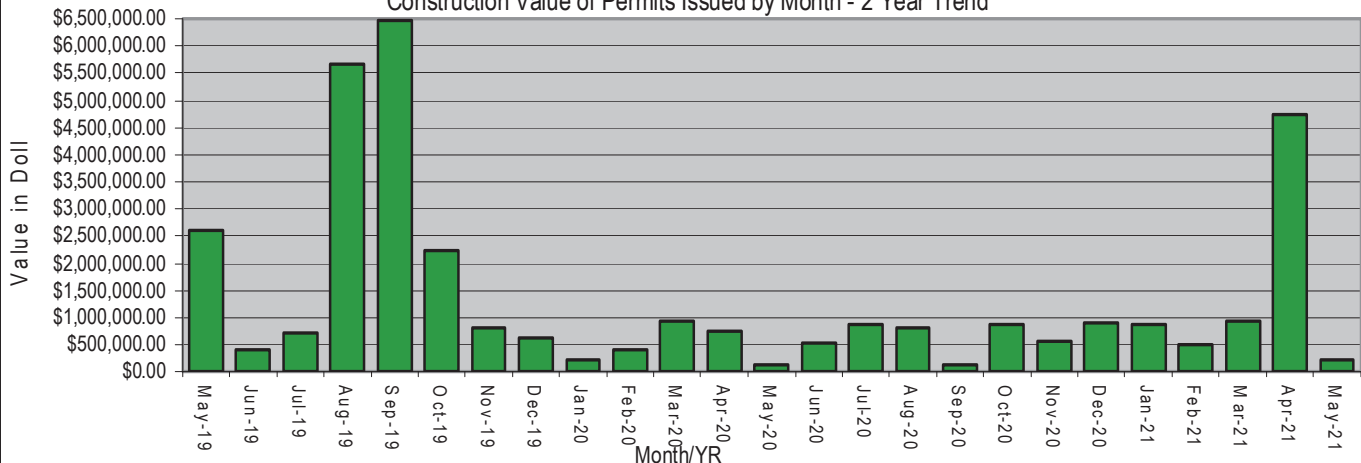
30 Applied
9 Revised
19 Issued
2 Cancelled
0 Denied
0 Deadfiled
0 Expired
5 COs Issued

Building Codes Activity

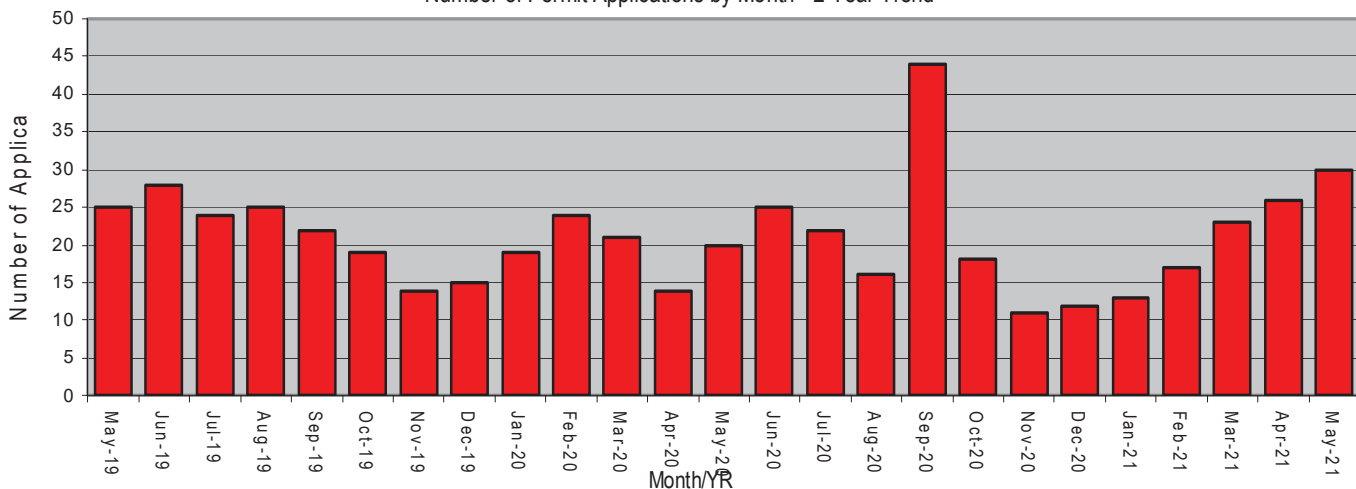
4 Plans Received
4 Plans Approved/Released
0 In-house Inspections
0 Contracted Inspections

HISTORICAL PERFORMANCE

Construction Value of Permits Issued by Month - 2 Year Trend*



Number of Permit Applications by Month - 2 Year Trend





DIVISION OF LAND DEVELOPMENT SERVICES

Monthly Report Summary–April 2021

REPORT SUMMARY

Subdivision Plats Approved

0	Major
2	Minor
2	Total # of lots created

Construction Value – Issued

\$4,752,400.00 Total

Floodplain Management

1	Plans Received
0	Plans Approved

Major Site Plans

1	Plans Received
0	Plans Approved

Board of Zoning Appeals Cases

1	Applied
0	Denied
0	Approved
0	Continuance
0	Remanded (Continuance)

Fees Invoiced

\$500.00	BOZA
\$1,098.00	Land Use
\$846.00	Building Codes
\$1,188.00	ASCD
\$100.00	MHBGF
\$00.00	SWM
\$3,732.00	Total

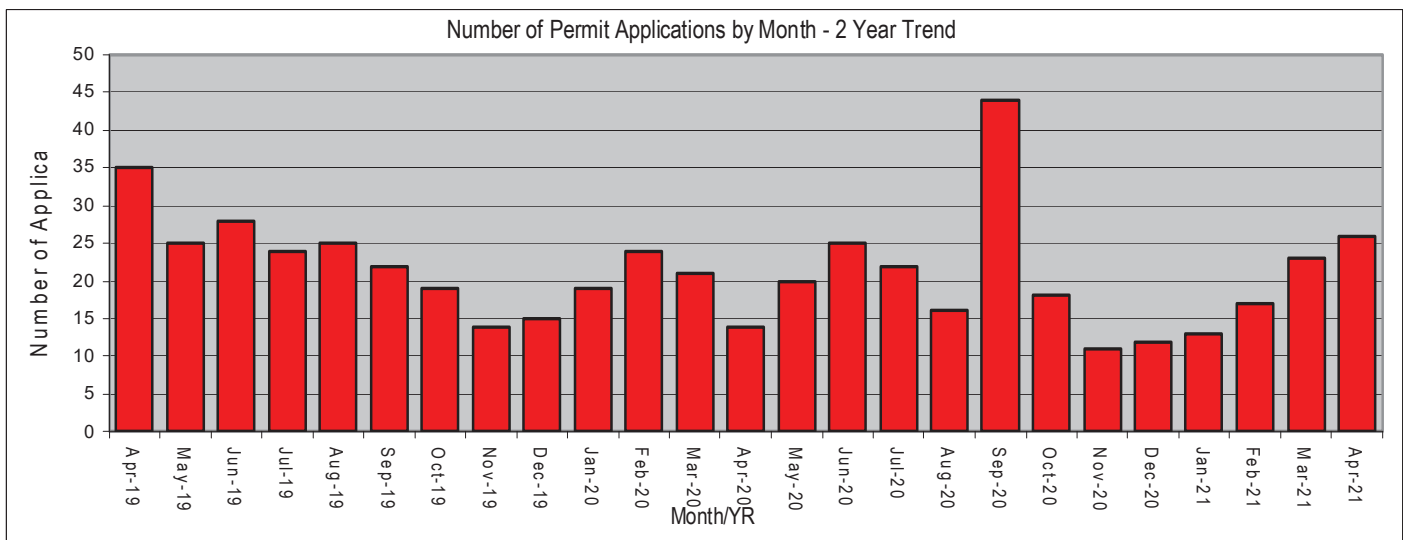
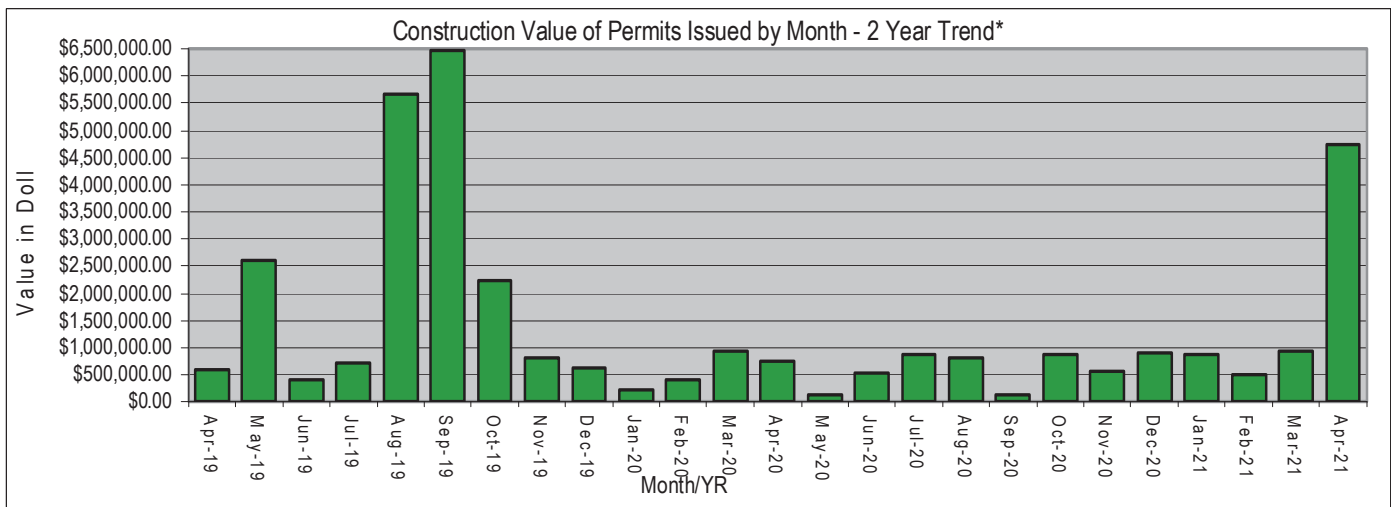
Land Use/Building Permits

26	Applied
15	Revised
20	Issued
0	Cancelled
0	Denied
0	Deadfiled
0	Expired
0	COs Issued

Building Codes Activity

7	Plans Received
8	Plans Approved/Released
0	In-house Inspections
0	Contracted Inspections

HISTORICAL PERFORMANCE





DIVISION OF LAND DEVELOPMENT SERVICES

Monthly Report Summary–March 2021 Amended

REPORT SUMMARY

Subdivision Plats Approved

0 Major
2 Minor
2 Total # of lots created

Construction Value – Issued

\$923,800.00 Total

Floodplain Management

0 Plans Received
0 Plans Approved

Major Site Plans

1 Plans Received
2 Plans Approved

Board of Zoning Appeals Cases

1 Applied
0 Denied
0 Approved
0 Continuance
0 Remanded (Continuance)

Fees Invoiced

\$500.00 BOZA
\$1,018.00 Land Use
\$1,248.00 Building Codes
\$2,939.00 ASCD
\$150.00 MHBGF
\$00.00 SWM
\$5,855.00 Total

Land Use/Building Permits

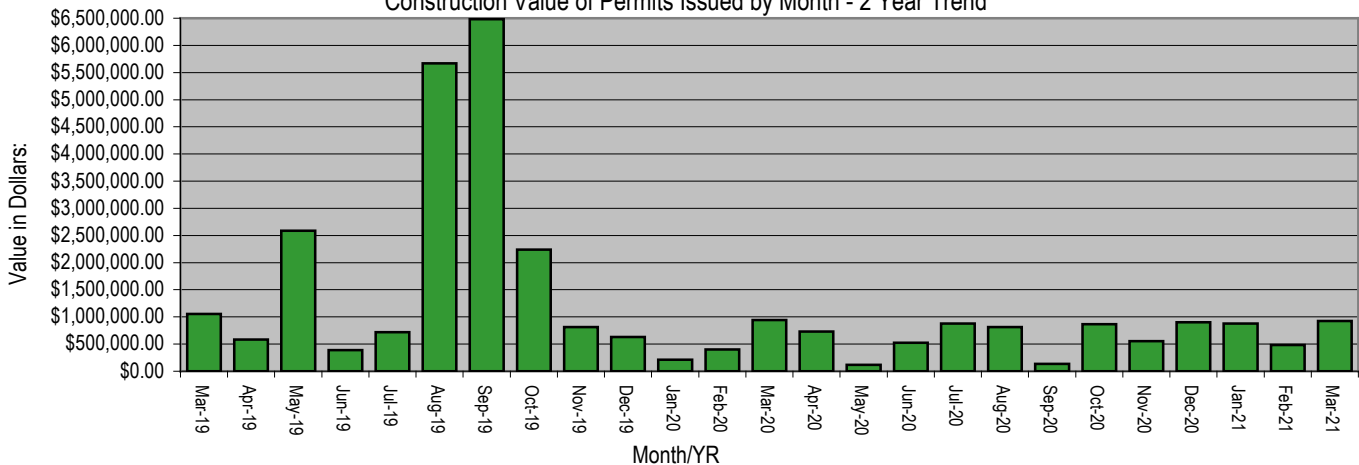
23 Applied
13 Revised
24 Issued
3 Cancelled
0 Denied
0 Deadfiled
0 Expired
1 COs Issued

Building Codes Activity

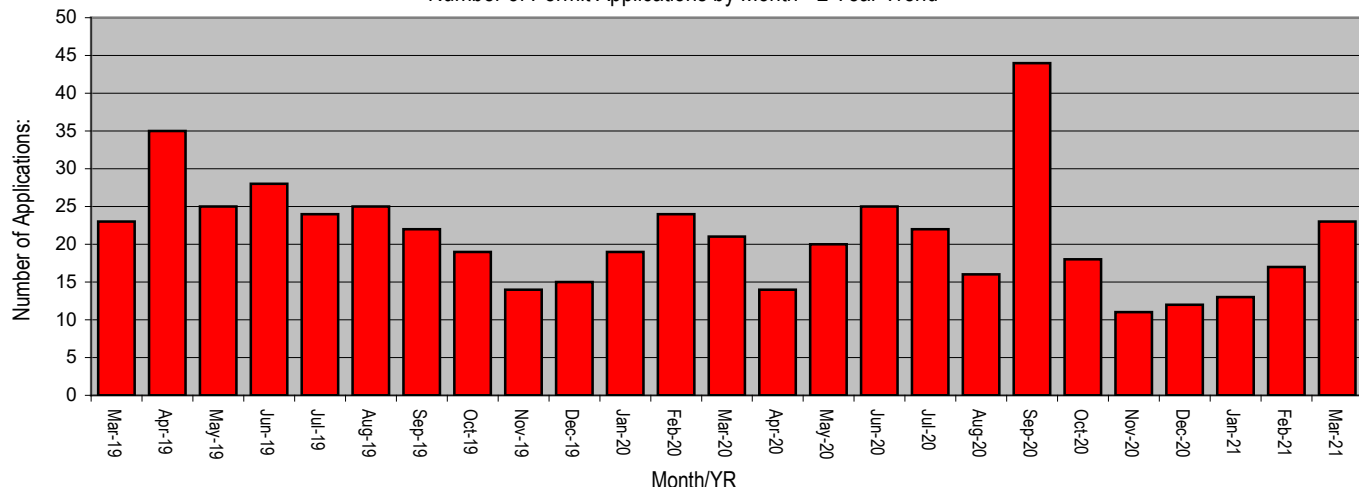
9 Plans Received
12 Plans Approved/Released
0 In-house Inspections
0 Contracted Inspections

HISTORICAL PERFORMANCE

Construction Value of Permits Issued by Month - 2 Year Trend*



Number of Permit Applications by Month - 2 Year Trend





DIVISION OF LAND DEVELOPMENT SERVICES

Monthly Report Summary–February 2021

REPORT SUMMARY

Subdivision Plats Approved

0 Major
0 Minor
0 Total # of lots created

Construction Value – Issued

\$484,271.⁰⁰ Total

Floodplain Management

0 Plans Received
0 Plans Approved

Major Site Plans

0 Plans Received
1 Plans Approved

Board of Zoning Appeals Cases

1 Applied
0 Denied
1 Approved
0 Continuance
0 Remanded (Continuance)

Fees Invoiced

\$500.⁰⁰ BOZA
\$440.⁰⁰ Land Use
\$465.⁰⁰ Building Codes
\$925.⁰⁰ ASCD
\$100.⁰⁰ MHBGF
\$00.⁰⁰ SWM
\$2,430.00 Total

Land Use/Building Permits

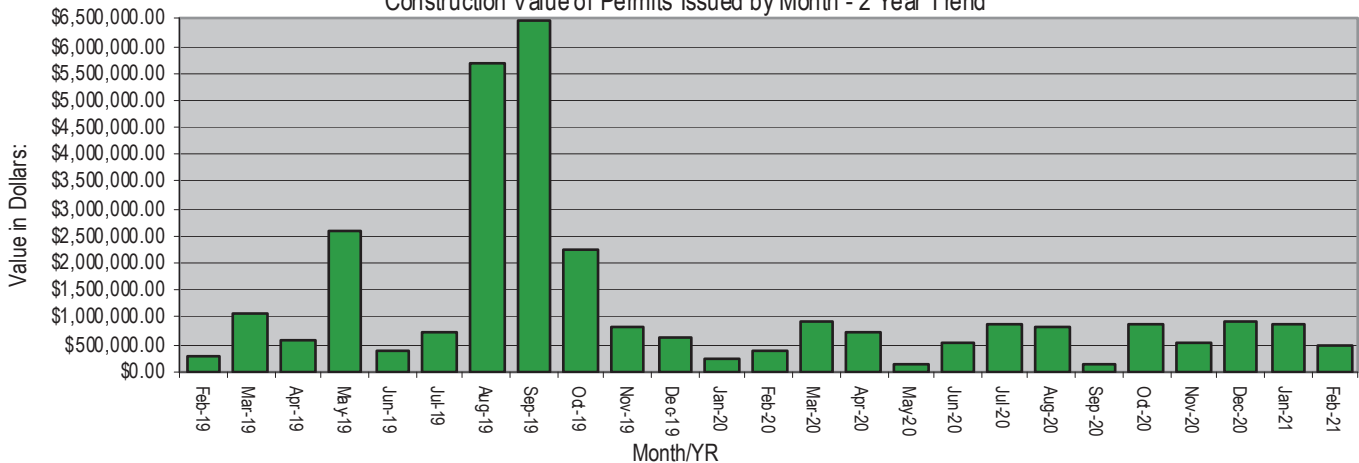
17 Applied
14 Revised
23 Issued
2 Cancelled
0 Denied
0 Deadfiled
0 Expired
2 COs Issued

Building Codes Activity

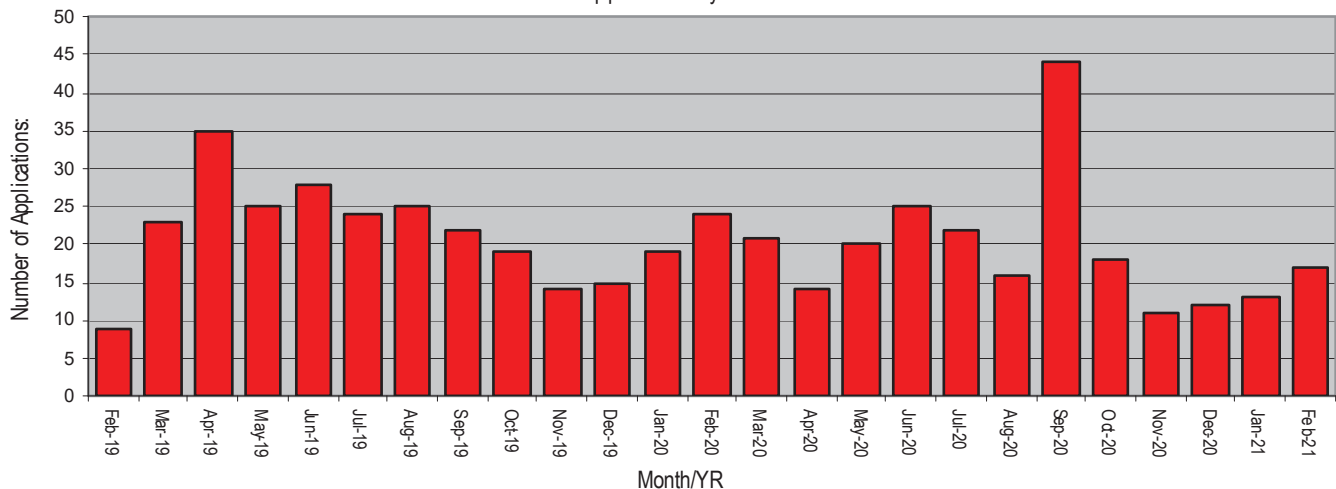
3 Plans Received
2 Plans Approved/Released
0 In-house Inspections
0 Contracted Inspections

HISTORICAL PERFORMANCE

Construction Value of Permits Issued by Month - 2 Year Trend*



Number of Permit Applications by Month - 2 Year Trend





DIVISION OF LAND DEVELOPMENT SERVICES

Monthly Report Summary–January 2021

REPORT SUMMARY

Subdivision Plats Approved

0 Major
1 Minor
2 Total # of lots created
0

Construction Value – Issued

\$879,000.00 Total

Floodplain Management

0 Plans Received
0 Plans Approved

Major Site Plans

3 Plans Received
0 Plans Approved

Board of Zoning Appeals Cases

0 Applied
0 Denied
0 Approved
0 Continuance
0 Remanded (Continuance)

Fees Invoiced

\$0.00 BOZA
\$330.00 Land Use
\$118.00 Building Codes
\$450.00 ASCD
\$0.00 MHBGF
\$00.00 SWM
\$898.00 Total

Land Use/Building Permits

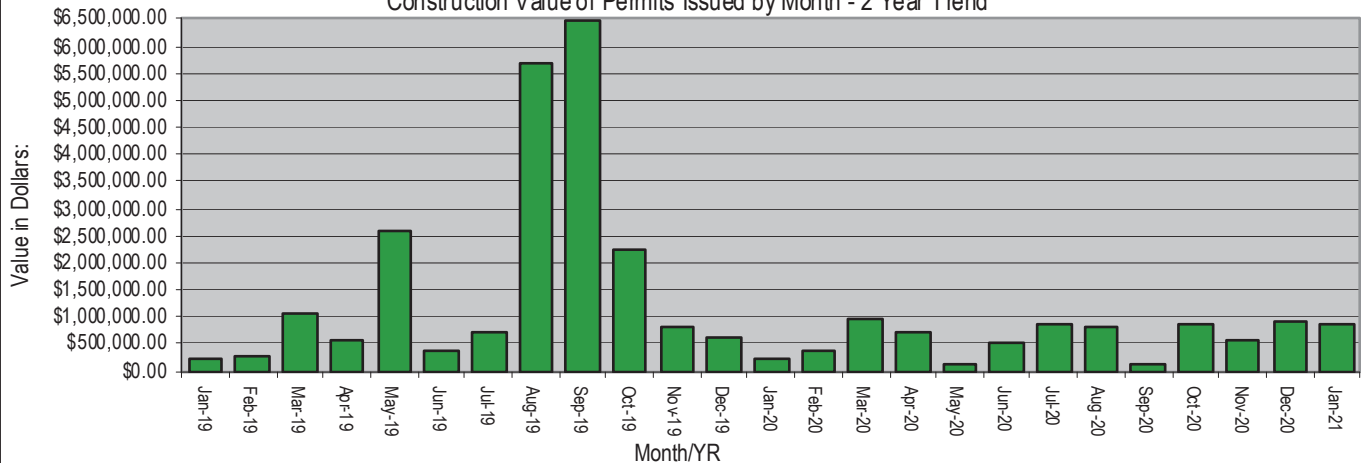
13 Applied
9 Revised
10 Issued
0 Cancelled
0 Denied
2 Deadfiled
0 Expired
4 COs Issued

Building Codes Activity

1 Plans Received
1 Plans Approved/Released
0 In-house Inspections
0 Contracted Inspections

HISTORICAL PERFORMANCE

Construction Value of Permits Issued by Month - 2 Year Trend*



Number of Permit Applications by Month - 2 Year Trend

